

VILLA LUCCA

林海山城

Sales Brochure
售樓說明書

Sales Brochure
售樓說明書

NOTES TO PURCHASERS OF FIRST-HAND RESIDENTIAL PROPERTIES

一手住宅物業買家須知

You are advised to take the following steps before purchasing first-hand residential properties.

FOR ALL FIRST-HAND RESIDENTIAL PROPERTIES

1. Important information

- Make reference to the materials available on the Sales of First-hand Residential Properties Electronic Platform (SRPE) (www.srpe.gov.hk) on the first-hand residential property market.
- Study the information on the website designated by the vendor for the development, including the sales brochure, price lists, documents containing the sales arrangements, and the register of transactions of a development.
- Sales brochure for a development will be made available to the general public at least 7 days immediately before a date of sale while price list and sales arrangements will be made available at least 3 days immediately before the date of sale.
- Information on transactions can be found on the register of transactions on the website designated by the vendor for the development and the SRPE.

2. Fees, mortgage loan and property price

- Calculate the total expenses of the purchase, such as solicitors' fees, mortgage charges, insurance fees and stamp duties.
- Check with banks to find out if you will be able to obtain the needed mortgage loan, select the appropriate payment method and calculate the amount of the mortgage loan to ensure it is within your repayment ability.
- Check recent transaction prices of comparable properties for comparison.
- Check with the vendor or the estate agent the estimated management fee, the amount of management fee payable in advance (if any), special fund payable (if any), the amount of reimbursement of the deposits for water, electricity and gas (if any), and/or the amount of debris removal fee (if any) you have to pay to the vendor or the manager of the development.

3. Price list, payment terms and other financial incentives

- Vendors may not offer to sell all the residential properties that are covered in a price list. To know which residential properties the vendors may offer to sell, pay attention to the sales arrangements which will be announced by the vendors at least 3 days before the relevant residential properties are offered to be sold.
- Pay attention to the terms of payment as set out in a price list. If there are discounts on the price, gift, or any financial advantage or benefit to be made available in connection with the purchase of the residential properties, such information will also be set out in the price list.
- If you intend to opt for any mortgage loan plans offered by financial institutions specified by the vendor, before entering into a preliminary agreement for sale and purchase (PASP), you must study the details of various mortgage loan plans¹ as set out in the price list concerned. If you have any questions about these mortgage loan plans, you should check with the financial institutions concerned direct before entering into a PASP.

4. Property area and its surroundings

- Pay attention to the area information in the sales brochure and price list, and price per square foot/metre in the price list. According to the Residential Properties (First-hand Sales) Ordinance (Cap. 621) (the Ordinance), vendors can only present the area and price per square foot and per square metre of a residential property using saleable area. Saleable area, in relation to a residential property, means the floor area of the residential property, and includes the floor area of every one of the following to the extent that it forms part of the residential property - (i) a balcony; (ii) a utility platform; and (iii) a verandah. The saleable area excludes the area of the following which forms part of the residential property - air-conditioning plant room; bay window; cockloft; flat roof; garden; parking space; roof; stairhood; terrace and yard.
- Floor plans of all residential properties in the development have to be shown in the sales brochure. In a sales brochure, floor plans of residential properties in the development must state the external and internal dimensions of each residential property². The external and internal dimensions of residential properties as provided in the sales brochure exclude plaster and finishes. You are advised to note this if you want to buy furniture before handing over of the residential property.
- Visit the development site and get to know the surroundings of the property (including transportation and community facilities). Check town planning proposals and decisions which may affect the property. Take a look at the location plan, aerial photograph, outline zoning plan and cross-section plan that are provided in the sales brochure.

5. Sales brochure

- Ensure that the sales brochure obtained is the latest version. According to the Ordinance, the sales brochure made available to the public should be printed or examined, or examined and revised within the previous 3 months.

- In respect of an uncompleted development, the vendor may alter the building plans (if any) whenever the vendor considers necessary. To know the latest information of an uncompleted development, keep paying attention to any revised sales brochures made available by the vendor.
- Read through the sales brochure and in particular, check the following information in the sales brochure -
 - whether there is a section on "relevant information" in the sales brochure, under which information on any matter that is known to the vendor but is not known to the general public, and is likely to materially affect the enjoyment of a residential property will be set out. Please note that information contained in a document that has been registered with the Land Registry will not be regarded as "relevant information";
 - the cross-section plan showing a cross-section of the building in relation to every street adjacent to the building, and the level of every such street in relation to a known datum and to the level of the lowest residential floor of the building. This will help you visualize the difference in height between the lowest residential floor of a building and the street level, regardless of how that lowest residential floor is named;
 - interior and exterior fittings and finishes and appliances;
 - the basis on which management fees are shared;
 - whether individual owners have obligations or need to share the expenses for managing, operating and maintaining the public open space or public facilities inside or outside the development, and the location of the public open space or public facilities; and
 - whether individual owners have responsibility to maintain slopes.

6. Government land grant and deed of mutual covenant (DMC)

- Read the Government land grant and the DMC (or the draft DMC). Information such as ownership of the rooftop and external walls can be found in the DMC. The vendor will provide copies of the Government land grant and the DMC (or the draft DMC) at the place where the sale is to take place for free inspection by prospective purchasers.
- Check the Government land grant on whether individual owners are liable to pay Government rent.
- Check the DMC on whether animals can be kept in the residential property.

7. Information on Availability of Residential Properties for Selection at Sales Office

- Check with the vendor which residential properties are available for selection. If a "consumption table" is displayed by the vendor at the sales office, you may check from the table information on the progress of sale on a date of sale, including which residential properties are offered for sale at the beginning of that date of sale and which of them have been selected and sold during that date of sale.
- Do not believe in rumours about the sales condition of the development and enter into a PASP rashly.

8. Register of Transactions

- Pay attention to the register of transactions for a development. A vendor must, within 24 hours after entering into a PASP with a purchaser, enter transaction information of the PASP in the register of transactions. The vendor must, within 1 working day after entering into an agreement for sale and purchase (ASP), enter transaction information of the ASP in the register of transactions. Check the register of transactions for the concerned development to learn more about the sales condition of the development.
- Never take the number of registrations of intent or cashier orders a vendor has received for the purpose of registration as an indicator of the sales volume of a development. The register of transactions for a development is the most reliable source of information from which members of the public can grasp the daily sales condition of the development.

¹ The details of various mortgage loan plans include the requirements for mortgagors on minimum income level, the loan limit under the first mortgage and second mortgage, the maximum loan repayment period, the change of mortgage interest rate throughout the entire repayment period, and the payment of administrative fees.

² According to section 10(2)(d) in Part 1 of Schedule 1 to the Ordinance, each of the floor plans of the residential properties in the development in the sales brochure must state the following -

- (i) the external dimensions of each residential property;
- (ii) the internal dimensions of each residential property;
- (iii) the thickness of the internal partitions of each residential property;
- (iv) the external dimensions of individual compartments in each residential property.

According to section 10(3) in Part 1 of Schedule 1 to the Ordinance, if any information required by section 10(2)(d) in Part 1 of Schedule 1 to the Ordinance is provided in the approved building plans for the development, a floor plan must state the information as so provided.

9. Agreement for sale and purchase

- Ensure that the PASP and ASP include the mandatory provisions as required by the Ordinance.
- Pay attention that fittings, finishes and appliances to be included in the sale and purchase of the property are inserted in the PASP and ASP.
- Pay attention to the area plan annexed to the ASP which shows the total area which the vendor is selling to you. The total area which the vendor is selling to you is normally greater than the saleable area of the property.
- Pay attention to the vendor's right to alter the building plans (if any) for an uncompleted development. The mandatory provisions to be incorporated in an ASP for uncompleted development as required by the Ordinance include a provision requiring the vendor to notify the purchaser in writing of such alteration if the same affects in any way the property within 14 days after its having been approved by the Building Authority.
- A preliminary deposit of 5% of the purchase price is payable by you to the owner (i.e. the seller) on entering into a PASP.
- If you do not execute the ASP within 5 working days (working day means a day that is not a general holiday or a Saturday or a black rainstorm warning day or gale warning day) after entering into the PASP, the PASP is terminated, the preliminary deposit (i.e. 5% of the purchase price) is forfeited, and the owner (i.e. the seller) does not have any further claim against you for not executing the ASP.
- If you execute the ASP within 5 working days after the signing of the PASP, the owner (i.e. the seller) must execute the ASP within 8 working days after entering into the PASP.
- The deposit should be made payable to the solicitors' firm responsible for stakeholding purchasers' payments for the property.

10. Expression of intent of purchasing a residential property

- Note that vendors (including their authorized representative(s)) should not seek or accept any specific or general expression of intent of purchasing any residential property before the relevant price lists for such properties are made available to the public. You therefore should not make such an offer to the vendors or their authorized representative(s).
- Note that vendors (including their authorized representative(s)) should not seek or accept any specific expression of intent of purchasing a particular residential property before the sale of the property has commenced. You therefore should not make such an offer to the vendors or their authorized representative(s).

11. Appointment of estate agent

- Note that if the vendor has appointed one or more than one estate agents to act in the sale of any specified residential property in the development, the price list for the development must set out the name of all the estate agents so appointed as at the date of printing of the price list.
- You may appoint any estate agent (not necessarily from those estate agency companies appointed by the vendor) to act in the purchase of any specified residential property in the development, and may also not appoint any estate agent to act on your behalf.
- Before you appoint an estate agent to look for a property, you should -
 - find out whether the agent will act on your behalf only. If the agent also acts for the vendor, he/she may not be able to protect your best interests in the event of a conflict of interest;
 - find out whether any commission is payable by you to the estate agent and, if so, its amount and the time of payment; and
 - note that only licensed estate agents or salespersons may accept your appointment. If in doubt, you should request the estate agent or salesperson to produce his/her Estate Agent Card, or check the Licence List on the Estate Agents Authority website: www.eaa.org.hk.

12. Appointment of solicitor

- Consider appointing your own solicitor to protect your interests. If the solicitor also acts for the vendor, he/she may not be able to protect your best interests in the event of a conflict of interest.
- Compare the charges of different solicitors.

FOR FIRST-HAND UNCOMPLETED RESIDENTIAL PROPERTIES

13. Pre-sale Consent

- For uncompleted residential property under the Lands Department Consent Scheme, seek confirmation from the vendor whether the "Pre-sale Consent" has been issued by the Lands Department for the development.

14. Show flats

- While the vendor is not required to make any show flat available for viewing by prospective purchasers or the general public, if the vendor wishes to make available show flats of a specified residential property, the vendor must first of all make available an unmodified show flat of that

residential property and that, having made available such unmodified show flat, the vendor may then make available a modified show flat of that residential property. In this connection, the vendor is allowed to make available more than one modified show flat of that residential property.

- If you visit the show flats, you should always look at the unmodified show flats for comparison with the modified show flats. That said, the Ordinance does not restrict the discretion of the vendor in arranging the sequence of the viewing of unmodified and modified show flats.
- Sales brochure of the development should have been made available to the public when the show flat is made available for viewing. You are advised to get a copy of the sales brochure and make reference to it when viewing the show flats.
- You may take measurements in modified and unmodified show flats, and take photographs or make video recordings of unmodified show flats, subject to reasonable restriction(s) which may be set by the vendor for ensuring safety of the persons viewing the show flat.

FOR FIRST-HAND UNCOMPLETED RESIDENTIAL PROPERTIES AND COMPLETED RESIDENTIAL PROPERTIES PENDING COMPLIANCE

15. Estimated material date and handing over date

- Check the estimated material date³ for the development in the sales brochure.
 - The estimated material date for a development in the sales brochure is not the same as the date on which a residential property is handed over to purchaser. The latter is normally later than the former. However, the handing over date may be earlier than the estimated material date set out in the sales brochure in case of earlier completion of the development.
- Handing over date
 - The mandatory provisions to be incorporated in an ASP as required by the Ordinance include a provision requiring the vendor to apply in writing for an Occupation Document/a Certificate of Compliance or the Director of Lands' Consent to Assign (as the case may be) in respect of the development within 14 days after the estimated material date as stipulated in the ASP.
 - For development subject to the Lands Department Consent Scheme, the vendor is required to notify the purchaser in writing that the vendor is in a position validly to assign the property within one month after the issue of the Certificate of Compliance or the Consent to Assign, whichever first happens; or
 - For development not subject to the Lands Department Consent Scheme, the vendor is required to notify the purchaser in writing that the vendor is in a position validly to assign the property within 6 months after the issue of the Occupation Document including Occupation Permit.
 - The mandatory provisions to be incorporated in an ASP as required by the Ordinance include a provision requiring completion of the sale and purchase within 14 days after the date of the notification aforesaid. Upon completion, the vendor shall arrange handover of the property to the purchaser.
- Authorized Person (AP) may grant extension(s) of time for completion of the development beyond the estimated material date.
 - The mandatory provisions to be incorporated in an ASP as required by the Ordinance include a provision that the AP of a development may grant an extension of time for completion of the development beyond the estimated material date having regard to delays caused exclusively by any one or more of the following reasons:
 - strike or lock-out of workmen;
 - riots or civil commotion;
 - force majeure or Act of God;
 - fire or other accident beyond the vendor's control;
 - war; or
 - inclement weather.
 - The AP may grant more than once such an extension of time depending on the circumstances. That means handover of the property may be delayed.
 - The mandatory provisions to be incorporated in an ASP as required by the Ordinance also include a provision requiring the vendor to, within 14 days after the issue of an extension of time granted by the AP, furnish the purchaser with a copy of the relevant certificate of extension.
- Ask the vendor if there are any questions on handing over date.

³ Generally speaking, "material date" means the date on which the conditions of the land grant are complied with in respect of the development, or the date on which the development is completed in all respects in compliance with the approved building plans or the conditions subject to which the certificate of exemption is issued. For details, please refer to section 2 of the Ordinance.

NOTES TO PURCHASERS OF FIRST-HAND RESIDENTIAL PROPERTIES 一手住宅物業買家須知

FOR FIRST-HAND COMPLETED RESIDENTIAL PROPERTIES

16. Vendor's information form

- Ensure that you obtain the "vendor's information form(s)" printed within the previous 3 months in relation to the residential property/properties you intend to purchase.

17. Viewing of property

- Ensure that, before you purchase a residential property, you are arranged to view the residential property that you would like to purchase or, if it is not reasonably practicable to view the property in question, a comparable property in the development, unless you agree in writing that the vendor is not required to arrange such a comparable property for viewing for you. You are advised to think carefully before signing any waiver.
- You may take measurements, take photographs or make video recordings of the property, unless the property is held under a tenancy or reasonable restriction(s) is/are needed to ensure safety of the persons viewing the property.

For complaints and enquiries relating to the sales of first-hand residential properties by the vendors which the Ordinance applies, please contact the Sales of First-hand Residential Properties Authority -

| | |
|-----------|--|
| Website | : www.srpa.gov.hk |
| Telephone | : 2817 3313 |
| Email | : enquiry_srpa@hd.gov.hk |
| Fax | : 2219 2220 |

Other useful contacts:

| | |
|-------------------------|--|
| Consumer Council | |
| Website | : www.consumer.org.hk |
| Telephone | : 2929 2222 |
| Email | : cc@consumer.org.hk |
| Fax | : 2856 3611 |

| | |
|--------------------------------|--|
| Estate Agents Authority | |
| Website | : www.eaa.org.hk |
| Telephone | : 2111 2777 |
| Email | : enquiry@eaa.org.hk |
| Fax | : 2598 9596 |

| | |
|--|-------------|
| Real Estate Developers Association of Hong Kong | |
| Telephone | : 2826 0111 |
| Fax | : 2845 2521 |

Sales of First-hand Residential Properties Authority
Transport and Housing Bureau
July 2021

您在購置一手住宅物業之前，應留意下列事項：

適用於所有一手住宅物業

1. 重要資訊

- 瀏覽一手住宅物業銷售資訊網（下稱「銷售資訊網」）（網址：www.srpe.gov.hk），參考「銷售資訊網」內有關一手住宅物業的市場資料。
- 閱覽賣方就該發展項目所指定的互聯網網站內的有關資訊，包括售樓說明書、價單、載有銷售安排的文件，及成交紀錄冊。
- 發展項目的售樓說明書，會在該項目的出售日期前最少七日向公眾發布，而有關價單和銷售安排，亦會在該項目的出售日期前最少三日公布。
- 在賣方就有關發展項目所指定的互聯網網站，以及「銷售資訊網」內，均載有有關物業成交資料的成交紀錄冊，以供查閱。

2. 費用、按揭貸款和樓價

- 計算置業總開支，包括律師費、按揭費用、保險費，以及印花稅。
- 向銀行查詢可否取得所需的按揭貸款，然後選擇合適的還款方式，並小心計算按揭貸款金額，以確保貸款額沒有超出本身的負擔能力。
- 查閱同類物業最近的成交價格，以作比較。
- 向賣方或地產代理瞭解，您須付予賣方或該發展項目的管理人的預計的管理費、管理費上期金額（如有）、特別基金金額（如有）、補還的水、電力及氣體按金（如有），以及／或清理廢料的費用（如有）。

3. 價單、支付條款，以及其他財務優惠

- 賣方未必會把價單所涵蓋的住宅物業悉數推售，因此應留意有關的銷售安排，以了解賣方會推售的住宅物業為何。賣方會在有關住宅物業推售日期前最少三日公布銷售安排。
- 留意價單所載列的支付條款。倘買家可就購置有關住宅物業而連帶獲得價格折扣、贈品，或任何財務優惠或利益，上述資訊亦會在價單內列明。
- 如您擬選用由賣方指定的財務機構提供的各類按揭貸款計劃，在簽訂臨時買賣合約前，應先細閱有關價單內列出的按揭貸款計劃資料¹。如就該些按揭貸款計劃的詳情有任何疑問，應在簽訂臨時買賣合約前，直接向有關財務機構查詢。

4. 物業的面積及四周環境

- 留意載於售樓說明書和價單內的物業面積資料，以及載於價單內的每平方呎／每平方米售價。根據《一手住宅物業銷售條例》（第 621 章）（下稱「條例」），賣方只可以實用面積表達住宅物業的面積和每平方呎及平方米的售價。就住宅物業而言，實用面積指該住宅物業的樓面面積，包括在構成該物業的一部分的範圍內的以下每一項目的樓面面積：(i) 露台；(ii) 工作平台；以及 (iii) 陽台。實用面積並不包括空調機房、窗台、閣樓、平台、花園、停車位、天台、梯屋、前庭及庭院的每一項目的面積，即使該些項目構成該物業的一部分的範圍。
- 售樓說明書必須顯示發展項目中所有住宅物業的樓面平面圖。在售樓說明書所載有關發展項目中住宅物業的每一份樓面平面圖，均須述明每個住宅物業的外部及內部尺寸²。售樓說明書所提供有關住宅物業外部及內部的尺寸，不會把批盪和裝飾物料包括在內。買家收樓前如欲購置家具，應留意這點。
- 親臨發展項目的所在地實地視察，以了解有關物業的四周環境（包括交通和社區設施）；亦應查詢有否任何城市規劃方案和議決，會對有關的物業造成影響；參閱載於售樓說明書內的位置圖、鳥瞰照片、分區計劃大綱圖，以及橫截面圖。

5. 售樓說明書

- 確保所取得的售樓說明書屬最新版本。根據條例，提供予公眾的售樓說明書必須是在之前的三個月之內印製或檢視、或檢視及修改。
- 如屬未落成發展項目，賣方在認為有需要時可改動建築圖則（如有的話），因此應留意由賣方提供的任何經修改的售樓說明書，以了解有關未落成發展項目的最新資料。
- 閱覽售樓說明書，並須特別留意以下資訊：
 - 售樓說明書內有否關於「有關資料」的部分，列出賣方知悉但並非為一般公眾人士所知悉，關於相當可能對享用有關住宅物業造成重大影響的事宜的資料。請注意，已在土地註冊處註冊的文件，其內容不會被視為「有關資料」；
 - 橫截面圖會顯示有關建築物相對毗連該建築物的每條街道的橫截面，以及每條上述街道與已知基準面和該建築物最低的一層住宅樓層的水平相對的水平。橫截面圖能以圖解形式，顯示出建築物最低一層住宅樓層和街道水平的高低差距，不論該最低住宅樓層以何種方式命名；
 - 室內和外部的裝置、裝修物料和設備；
 - 管理費按甚麼基準分擔；
 - 小業主有否責任或需要分擔管理、營運或維持有關發展項目以內或以外的公眾休憩用地或公共設施的開支，以及有關公眾休憩用地或公共設施的位置；以及
 - 小業主是否須要負責維修斜坡。

6. 政府批地文件和公契

- 閱覽政府批地文件和公契（或公契擬稿）。公契內載有天台和外牆業權等相關資料。賣方會在售樓處提供政府批地文件和公契（或公契擬稿）的複本，供準買家免費閱覽。
- 留意政府批地文件內所訂明小業主是否須要負責支付地稅。
- 留意公契內訂明有關物業內可否飼養動物。

7. 售樓處內有關可供揀選住宅物業的資料

- 向賣方查詢清楚有哪些一手住宅物業可供揀選。若賣方在售樓處內展示「消耗表」，您可從該「消耗表」得悉在每個銷售日的銷售進度資料，包括在該個銷售日開始時有哪些住宅物業可供出售，以及在該個銷售日內有哪些住宅物業已獲揀選及售出。
- 切勿隨便相信有關發展項目銷情的傳言，倉卒簽立臨時買賣合約。

8. 成交紀錄冊

- 留意發展項目的成交紀錄冊。賣方須於臨時買賣合約訂立後的 24 小時內，於紀錄冊披露該臨時買賣合約的資料，以及於買賣合約訂立後一個工作天內，披露該買賣合約的資料。您可透過成交紀錄冊得悉發展項目的銷售情況。
- 切勿將賣方接獲用作登記的購樓意向書或本票的數目視為銷情指標。發展項目的成交紀錄冊才是讓公眾掌握發展項目每日銷售情況的最可靠資料來源。

9. 買賣合約

- 確保臨時買賣合約和買賣合約包含條例所規定的強制性條文。
- 留意有關物業買賣交易所包括的裝置、裝修物料和設備，須在臨時買賣合約和買賣合約上列明。
- 留意夾附於買賣合約的圖則。該圖則會顯示所有賣方售予您的物業面積，而該面積通常較該物業的實用面積為大。
- 留意賣方有權改動未落成發展項目的建築圖則（如有的話）。如屬未落成發展項目，條例規定物業的買賣合約須載有強制性條文，列明如有關改動在任何方面對該物業造成影響，賣方須在改動獲建築事務監督批准後的 14 日內，將該項改動以書面通知買家。
- 訂立臨時買賣合約時，您須向擁有人（即賣方）支付樓價 5% 的臨時訂金。
- 如您在訂立臨時買賣合約後五個工作日（工作日指並非公眾假日、星期六、黑色暴雨警告日或烈風警告日的日子）之內，沒有簽立買賣合約，該臨時買賣合約即告終止，有關臨時訂金（即樓價的 5%）會被沒收，而擁有人（即賣方）不得因您沒有簽立買賣合約而對您提出進一步申索。
- 在訂立臨時買賣合約後的五個工作日之內，倘您簽立買賣合約，則擁有人（即賣方）必須在訂立該臨時買賣合約後的八個工作日之內簽立買賣合約。
- 有關的訂金，應付予負責為所涉物業擔任保證金保存人的律師事務所。

10. 表達購樓意向

- 留意在賣方（包括其獲授權代表）就有關住宅物業向公眾提供價單前，賣方不得尋求或接納任何對有關住宅物業的購樓意向（不論是否屬明確選擇購樓意向）。因此您不應向賣方或其授權代表提出有關意向。
- 留意在有關住宅物業的銷售開始前，賣方（包括其獲授權代表）不得尋求或接納任何對該物業的有明確選擇購樓意向。因此您不應向賣方或其授權代表提出有關意向。

¹ 按揭貸款計劃的資料包括有關按揭貸款計劃對借款人的最低收入的要求、就第一按揭連同第二按揭可獲得的按揭貸款金額上限、最長還款年期、整個還款期內的按揭利率變化，以及申請人須繳付的手續費。

² 根據條例附表1第10(2)(d)條述明，售樓說明書內顯示的發展項目中的住宅物業的每一份樓面平面圖須述明以下各項—

- 每個住宅物業的外部尺寸；
- 每個住宅物業的內部尺寸；
- 每個住宅物業的內部間隔的厚度；
- 每個住宅物業內個別分隔室的外部尺寸。

根據條例附表1第10(3)條，如有關發展項目的經批准的建築圖則，提供條例附表1第10(2)(d)條所規定的資料，樓面平面圖須述明如此規定的該資料。

NOTES TO PURCHASERS OF FIRST-HAND RESIDENTIAL PROPERTIES

一手住宅物業買家須知

11. 委託地產代理

- 留意倘賣方委任一個或多於一個地產代理，以協助銷售其發展項目內任何指明住宅物業，該發展項目的價單必須列明在價單印刷日期當日所有獲委任為地產代理的姓名／名稱。
- 您可委託任何地產代理（不一定是賣方所指定的地產代理），以協助您購置發展項目內任何指明住宅物業；您亦可不委託任何地產代理。
- 委託地產代理以物色物業前，您應該—
 - 了解該地產代理是否只代表您行事。該地產代理若同時代表賣方行事，倘發生利益衝突，未必能夠保障您的最大利益；
 - 了解您須否支付佣金予該地產代理。若須支付，有關的佣金金額和支付日期為何；以及
 - 留意只有持牌地產代理或營業員才可以接受您的委託。如有疑問，應要求該地產代理或營業員出示其「地產代理證」，或瀏覽地產代理監管局的網頁（網址：www.eaa.org.hk），查閱牌照目錄。

12. 委聘律師

- 考慮自行委聘律師，以保障您的利益。該律師若同時代表賣方行事，倘發生利益衝突，未必能夠保障您的最大利益。
- 比較不同律師的收費。

適用於一手未落成住宅物業

13. 預售樓花同意書

- 洽購地政總署「預售樓花同意方案」下的未落成住宅物業時，應向賣方確認地政總署是否已就該發展項目批出「預售樓花同意書」。

14. 示範單位

- 賣方不一定須設置示範單位供準買家或公眾參觀，但賣方如為某指明住宅物業設置示範單位，必須首先設置該住宅物業的無改動示範單位，才可設置該住宅物業的經改動示範單位，並可以就該住宅物業設置多於一個經改動示範單位。
- 參觀示範單位時，務必視察無改動示範單位，以便與經改動示範單位作出比較。然而，條例並沒有限制賣方安排參觀無改動示範單位及經改動示範單位的先後次序。
- 賣方設置示範單位供公眾參觀時，應已提供有關發展項目的售樓說明書。因此，緊記先行索取售樓說明書，以便在參觀示範單位時參閱相關資料。
- 您可以在無改動示範單位及經改動示範單位中進行量度，並在無改動示範單位內拍照或拍攝影片，惟在確保示範單位參觀者人身安全的前提下，賣方可能會設定合理的限制。

適用於一手未落成住宅物業及尚待符合條件的已落成住宅物業

15. 預計關鍵日期及收樓日期

- 查閱售樓說明書中有關發展項目的預計關鍵日期³。
 - 售樓說明書中有關發展項目的預計關鍵日期並不同買家的「收樓日期」。買家的「收樓日期」一般會較發展項目的預計關鍵日期遲。然而，假若發展項目比預期早落成，「收樓日期」可能會較售樓說明書列出的預計關鍵日期為早。
- 收樓日期
 - 條例規定買賣合約須載有強制性條文，列明賣方須於買賣合約內列出的預計關鍵日期後的va內，以書面為發展項目申請佔用文件、合格證明書，或地政總署署長的轉讓同意（視屬何種情況而定）。
 - 如發展項目屬地政總署預售樓花同意方案所規管，賣方須在合格證明書或地政總署署長的轉讓同意發出後的一個月內（以較早者為準），就賣方有能力有效地轉讓有關物業一事，以書面通知買家；或
 - 如發展項目並非屬地政總署預售樓花同意方案所規管，賣方須在佔用文件（包括佔用許可證）發出後的六個月內，就賣方有能力有效地轉讓有關物業一事，以書面通知買家。
 - 條例規定買賣合約須載有強制性條文，列明有關物業的買賣須於賣方發出上述通知的日期的14日內完成。有關物業的買賣完成後，賣方將安排買家收樓事宜。
- 認可人士可批予在預計關鍵日期之後完成發展項目
 - 條例規定買賣合約須載有強制性條文，列明發展項目的認可人士可以在顧及純粹由以下一個或多於一個原因所導致的延遲後，批予在預計關鍵日期之後，完成發展項目：
 - 工人罷工或封閉工地；
 - 暴動或內亂；
 - 不可抗力或天災；
 - 火警或其他賣方所不能控制的意外；

- 戰爭；或
- 惡劣天氣。

- 發展項目的認可人士可以按情況，多於一次批予延後預計關鍵日期以完成發展項目，即收樓日期可能延遲。
 - 條例規定買賣合約須載有強制性條文，列明賣方須於認可人士批予延期後的14日內，向買家提供有關延期證明書的文本。
- 如對收樓日期有任何疑問，可向賣方查詢。

適用於一手已落成住宅物業

16. 賣方資料表格

- 確保取得最近三個月內印製有關您擬購買的一手已落成住宅物業的「賣方資料表格」。

17. 參觀物業

- 購置住宅物業前，確保已獲安排參觀您打算購置的住宅物業。倘參觀有關物業並非合理地切實可行，則應參觀與有關物業相若的物業，除非您以書面同意賣方無須開放與有關物業相若的物業供您參觀。您應仔細考慮，然後才決定是否簽署豁免上述規定的書面同意。
- 除非有關物業根據租約持有，或為確保物業參觀者的人身安全而須設定合理限制，您可以對該物業進行量度、拍照或拍攝影片。

任何與賣方銷售受條例所規管的一手住宅物業有關的投訴和查詢，請與一手住宅物業銷售監管局聯絡。

| | |
|----|--|
| 網址 | : www.srpa.gov.hk |
| 電話 | : 2817 3313 |
| 電郵 | : enquiry_srpa@hd.gov.hk |
| 傳真 | : 2219 2220 |

其他相關聯絡資料：

| | |
|--------|--|
| 消費者委員會 | |
| 網址 | : www.consumer.org.hk |
| 電話 | : 2929 2222 |
| 電郵 | : cc@consumer.org.hk |
| 傳真 | : 2856 3611 |

| | |
|---------|--|
| 地產代理監管局 | |
| 網址 | : www.eaa.org.hk |
| 電話 | : 2111 2777 |
| 電郵 | : enquiry@eaa.org.hk |
| 傳真 | : 2598 9596 |

| | |
|----------|-------------|
| 香港地產建設商會 | |
| 電話 | : 2826 0111 |
| 傳真 | : 2845 2521 |

運輸及房屋局
一手住宅物業銷售監管局
2021年7月

³ 一般而言，「關鍵日期」指該項目符合批地文件的條件的日期，或該項目在遵照經批准的建築圖則的情況下或按照豁免證明書的發出的條件在各方面均屬完成的日期。有關詳情請參閱條例第2條。

Name of the Development

Villa Lucca

發展項目的名稱

林海山城

Name of the street and the street number

36 Lo Fai Road

街道名稱及門牌號數

露輝路36號

The Development consists of multi-unit building and houses

Total number of storeys of each multi-unit building

Tower 1, 2, 3, 6, 7, 8, 9, 10, 11, 12, 15, 16, 17 and 18 contain 5 storeys excluding Basement and Roof (Tower 4, 5, 13 and 14 are omitted)

發展項目包含多單位建築物及洋房

每幢多單位建築物業的樓層總數

第1, 2, 3, 6, 7, 8, 9, 10, 11, 12, 15, 16, 17及18座有5層, 地庫及天台除外 (第4, 5, 13及14座被略去)

Floor numbering

Tower 1, 2, 3, 6, 7, 8, 9, 10, 11, 12, 15, 16, 17 and 18 contains G/F, 1/F, 2/F, 3/F and 5/F (Tower 4, 5, 13 and 14 are omitted)

每幢多單位建築物業的樓層號數

第1, 2, 3, 6, 7, 8, 9, 10, 11, 12, 15, 16, 17及18座有地下, 1樓, 2樓, 3樓及5樓. (第4, 5, 13及14座被略去)

The omitted floor number

4/F is omitted in each tower

被略去的樓層號數

每座4樓被略去

Refuge floor

No refuge floor in the Development

庇護層

本發展項目沒有庇護層

Total number of houses

36

獨立屋總數

36

House numbering

1-3, 5-11 Lucca Avenue

1-3, 5-12, 15-23, 25-30 Villa Avenue

門牌號數

林海徑 1-3, 5-11號

山城徑 1-3, 5-12, 15-23, 25-30號

The omitted house numbers

4, 13, 14 & 24 Villa Avenue and 4 Lucca Avenue are omitted

被略去的門牌號數

山城徑4,13,14,24號及林海徑4號被略去

The Development is a completed development pending compliance

1. The estimated material date for the Development, as provided by the Authorized Person for the Development is 30 June 2023.
2. The estimated material date is subject to any extension of time that is permitted under the Agreement for Sale and Purchase.
3. For the purpose of the Agreement for Sale and Purchase, without limiting any other means by which the completion of the Development may be proved, the issue of a certificate of compliance or consent to assign by the Director of Lands is conclusive evidence that the Development has been completed or is deemed to be completed (as the case may be).

本發展項目屬尚待符合條件的已落成發展項目

1. 由本發展項目的認可人士提供的本發展項目的預計關鍵日期為2023年6月30日。
2. 預計關鍵日期是受到買賣合約所允許的任何延期所規限的。
3. 為買賣合約的目的, 在不局限任何其他可用以證明本發展項目落成的其他方法的原則下, 地政總署署長發出的合格證明書或轉讓同意, 即為本發展項目已落成或當作已落成 (視屬何情況而定) 的確證。

INFORMATION ON VENDOR AND OTHERS INVOLVED IN THE DEVELOPMENT 賣方及有參與發展項目的其他人的資料

Vendor

Gainwick Limited (as “Owner”)
TCS Project Management Limited (as “Person so engaged”)

Holding companies of the Vendor

Holding companies of the Owner (Gainwick Limited)

Strongbod Limited
Mariner Bay Limited
Harbour Front Global Limited
Hysan Development Company Limited

Holding companies of the Person so engaged (TCS Project Management Limited)

Crown Dragon Company Limited
Hanbright Assets Limited
HKR International Limited

Authorized Person for the Development and the firm or corporation of which the Authorized Person for the Development is a proprietor, director or employee in his professional capacity

Mr. Wong Ming Yim of DLN Architects Limited

Building contractor for the Development

Unistress Building Construction Limited

The firm of solicitors acting for the owner in relation to the sale of residential properties in the Development

Woo Kwan Lee & Lo

Authorized institution that has made a loan, or has undertaken to provide finance, for the construction of the Development

Bank of China (Hong Kong) Limited as security agent

Other person who has made a loan for the construction of the Development

Mariner Bay Limited
Pine Isle Holdings Limited

Notes:

- “Owner” means the legal or beneficial owner of the Development.
- “Person so engaged” means the person who is engaged by the Owner to co-ordinate and supervise the process of designing, planning, constructing, fitting out, completing and marketing the Development.

賣方

加鋒有限公司 (作為「擁有人」)
TCS Project Management Limited (作為「如此聘用的人」)

賣方的控權公司

擁有人 (加鋒有限公司) 的控權公司

Strongbod Limited
Mariner Bay Limited
Harbour Front Global Limited
希慎興業有限公司

如此聘用的人 (TCS Project Management Limited) 的控權公司

Crown Dragon Company Limited
Hanbright Assets Limited
香港興業國際集團有限公司

發展項目的認可人士及該發展項目的認可人士以其專業身分擔任經營人、董事或僱員的商號或法團

劉榮廣伍振民建築師有限公司的王明炎先生

發展項目的承建商

聯力建築有限公司

就發展項目中的住宅物業的出售而代表擁有人行事的律師事務所

胡關李羅律師行

已為發展項目的建造提供貸款或已承諾為該項建造提供融資的認可機構

中國銀行(香港)有限公司作為融資代理人

已為發展項目的建造提供貸款的任何其他人

Mariner Bay Limited
Pine Isle Holdings Limited

備註:

- 「擁有人」指發展項目的法律上的擁有人或實益擁有人。
- 「如此聘用的人」指擁有人聘用以統籌和監管發展項目的設計、規劃、建造、裝置、完成及銷售的過程的人。

RELATIONSHIP BETWEEN PARTIES INVOLVED IN THE DEVELOPMENT
有參與發展項目的各方的關係

| | | |
|-----|---|-----------------------|
| (a) | The Vendor or a building contractor for the Development is an individual, and that Vendor or contractor is an immediate family member of an Authorized Person for the Development 賣方或有關發展項目的承建商屬個人，並屬該發展項目的認可人士的家人 | Not Applicable 不適用 |
| (b) | The Vendor or a building contractor for the Development is a partnership, and a partner of that Vendor or contractor is an immediate family member of such an Authorized Person 賣方或該發展項目的承建商屬合夥，而該賣方或承建商的合夥人屬上述認可人士的家人 | Not Applicable 不適用 |
| (c) | The Vendor or a building contractor for the Development is a corporation, and a director or the secretary of that Vendor or contractor (or a holding company of that Vendor) is an immediate family member of such an Authorized Person 賣方或該發展項目的承建商屬法團，而該賣方或承建商（或該賣方的控股公司）的董事或秘書屬上述認可人士的家人 | No 否 |
| (d) | The Vendor or a building contractor for the Development is an individual, and that Vendor or contractor is an immediate family member of an associate of such an Authorized Person 賣方或該發展項目的承建商屬個人，並屬上述認可人士的有聯繫人士的家人 | Not Applicable 不適用 |
| (e) | The Vendor or a building contractor for the Development is a partnership, and a partner of that Vendor or contractor is an immediate family member of an associate of such an Authorized Person 賣方或該發展項目的承建商屬合夥，而該賣方或承建商的合夥人屬上述認可人士的有聯繫人士的家人 | Not Applicable 不適用 |
| (f) | The Vendor or a building contractor for the Development is a corporation, and a director or the secretary of that Vendor or contractor (or a holding company of that Vendor) is an immediate family member of an associate of such an Authorized Person 賣方或該發展項目的承建商屬法團，而該賣方或承建商（或該賣方的控股公司）的董事或秘書屬上述認可人士的有聯繫人士的家人 | No 否 |
| (g) | The Vendor or a building contractor for the Development is an individual, and that Vendor or contractor is an immediate family member of a proprietor of a firm of solicitors acting for the owner in relation to the sale of residential properties in the Development 賣方或該發展項目的承建商屬個人，並屬就該發展項目內的住宅物業的出售代表擁有人行事的律師事務所行事的經營人的家人 | Not Applicable 不適用 |
| (h) | The Vendor or a building contractor for the Development is a partnership, and a partner of that Vendor or contractor is an immediate family member of a proprietor of a firm of solicitors acting for the owner in relation to the sale of residential properties in the Development 賣方或該發展項目的承建商屬合夥，而該賣方或承建商的合夥人屬就該發展項目內的住宅物業的出售代表擁有人行事的律師事務所行事的經營人的家人 | Not Applicable 不適用 |
| (i) | The Vendor or a building contractor for the Development is a corporation, and a director or the secretary of that Vendor or contractor (or a holding company of that Vendor) is an immediate family member of a proprietor of such a firm of solicitors 賣方或該發展項目的承建商屬法團，而該賣方或承建商（或該賣方的控股公司）的董事或秘書屬上述律師事務所的經營人的家人 | No 否 |
| (j) | The Vendor, a holding company of the Vendor, or a building contractor for the Development, is a private company, and an Authorized Person for the Development, or an associate of such an Authorized Person, holds at least 10% of the issued shares in that Vendor, holding company or contractor 賣方、賣方的控股公司或有關發展項目的承建商屬私人公司，而該發展項目的認可人士或該認可人士的有聯繫人士持有該賣方、控股公司或承建商最少 10% 的已發行股份 | No 否 |

| | | |
|-----|--|-----------------------|
| (k) | The Vendor, a holding company of the Vendor, or a building contractor for the Development, is a listed company, and such an Authorized Person, or such an associate, holds at least 1% of the issued shares in that Vendor, holding company or contractor 賣方、賣方的控股公司或該發展項目的承建商屬上市公司，而上述認可人士或上述有聯繫人士持有該賣方、控股公司或承建商最少 1% 的已發行股份 | No 否 |
| (l) | The Vendor or a building contractor for the Development is a corporation, and such an Authorized Person, or such an associate, is an employee, director or secretary of that Vendor or contractor or of a holding company of that Vendor 賣方或該發展項目的承建商屬法團，而上述認可人士或上述有聯繫人士屬該賣方、承建商或該賣方的控股公司的僱員、董事或秘書 | No 否 |
| (m) | The Vendor or a building contractor for the Development is a partnership, and such an Authorized Person, or such an associate, is an employee of that Vendor or contractor 賣方或該發展項目的承建商屬合夥，而上述認可人士或上述有聯繫人士屬該賣方或承建商的僱員 | Not Applicable 不適用 |
| (n) | The Vendor, a holding company of the Vendor, or a building contractor for the Development, is a private company, and a proprietor of a firm of solicitors acting for the owner in relation to the sale of residential properties in the Development holds at least 10% of the issued shares in that Vendor, holding company or contractor 賣方、賣方的控股公司或該發展項目的承建商屬私人公司，而就該發展項目中的住宅物業的出售而代表擁有人行事的律師事務所的經營人持有該賣方、控股公司或承建商最少 10% 的已發行股份 | No 否 |
| (o) | The Vendor, a holding company of the Vendor, or a building contractor for the Development, is a listed company, and a proprietor of such a firm of solicitors holds at least 1% of the issued shares in that Vendor, holding company or contractor 賣方、賣方的控股公司或該發展項目的承建商屬上市公司，而上述律師事務所的經營人持有該賣方、控股公司或承建商最少 1% 的已發行股份 | No 否 |
| (p) | The Vendor or a building contractor for the Development is a corporation, and a proprietor of such a firm of solicitors is an employee, director or secretary of that Vendor or contractor or of a holding company of that Vendor 賣方或該發展項目的承建商屬法團，而上述律師事務所的經營人屬該賣方或承建商或該賣方的控股公司的僱員、董事或秘書 | No 否 |
| (q) | The Vendor or a building contractor for the Development is a partnership, and a proprietor of such a firm of solicitors is an employee of that Vendor or contractor 賣方或該發展項目的承建商屬合夥，而上述律師事務所的經營人屬該賣方或承建商的僱員 | Not Applicable 不適用 |
| (r) | The Vendor or a building contractor for the Development is a corporation, and the corporation of which an Authorized Person for the Development is a director or employee in his or her professional capacity is an associate corporation of that Vendor or contractor or of a holding company of that Vendor 賣方或該發展項目的承建商屬法團，而該發展項目的認可人士以其專業身份擔任董事或僱員的法團為該賣方或承建商或該賣方的控股公司的有聯繫法團 | No 否 |
| (s) | The Vendor or a building contractor for the Development is a corporation, and that contractor is an associate corporation of that Vendor or of a holding company of that Vendor 賣方或該發展項目的承建商屬法團，而該承建商屬該賣方或該賣方的控股公司的有聯繫法團 | No 否 |

Notes:
A reference to the Vendor is a reference to either Gainwick Limited (as "Owner") or TCS Project Management Limited (as "Person so engaged").

備註：
在此所提述賣方即提述加鋒有限公司（作為「擁有人」）或 TCS Project Management Limited（作為「如此聘用的人」）。

INFORMATION ON DESIGN OF THE DEVELOPMENT
發展項目的設計的資料

There are non-structural prefabricated external walls forming part of the enclosing walls of the Development.
發展項目有構成圍封牆的一部份的非結構的預製外牆。

The range of thickness of the non-structural prefabricated external walls of each block: 150mm.
每幢建築物的非結構的預製外牆厚度範圍:150毫米。

There are curtain walls forming part of the enclosing walls of the Development.
發展項目有構成圍封牆的一部份的幕牆。

The range of thickness of the curtain walls of each block: 200mm.
每幢建築物的幕牆的厚度範圍:200毫米。

Schedule of Total Area of the Non-Structural Prefabricated External Walls of Each Residential Property
每個住宅物業的非結構的預製外牆總面積表

| House 洋房 | Total area of the non-structural prefabricated external walls of each residential property (sq.m.) 每個住宅物業的非結構的預製外牆的總面積 (平方米) |
|------------------------|---|
| 1 Villa Avenue 山城徑1號 | - |
| 2 Villa Avenue 山城徑2號 | - |
| 3 Villa Avenue 山城徑3號 | - |
| 5 Villa Avenue 山城徑5號 | - |
| 6 Villa Avenue 山城徑6號 | - |
| 7 Villa Avenue 山城徑7號 | - |
| 8 Villa Avenue 山城徑8號 | - |
| 9 Villa Avenue 山城徑9號 | - |
| 10 Villa Avenue 山城徑10號 | - |
| 11 Villa Avenue 山城徑11號 | - |
| 12 Villa Avenue 山城徑12號 | - |
| 15 Villa Avenue 山城徑15號 | - |
| 16 Villa Avenue 山城徑16號 | - |
| 17 Villa Avenue 山城徑17號 | - |
| 18 Villa Avenue 山城徑18號 | - |
| 19 Villa Avenue 山城徑19號 | - |
| 20 Villa Avenue 山城徑20號 | - |
| 21 Villa Avenue 山城徑21號 | - |
| 22 Villa Avenue 山城徑22號 | - |
| 23 Villa Avenue 山城徑23號 | - |
| 25 Villa Avenue 山城徑25號 | - |
| 26 Villa Avenue 山城徑26號 | - |
| 27 Villa Avenue 山城徑27號 | - |
| 28 Villa Avenue 山城徑28號 | - |
| 29 Villa Avenue 山城徑29號 | - |
| 30 Villa Avenue 山城徑30號 | - |
| 1 Lucca Avenue 林海徑1號 | - |
| 2 Lucca Avenue 林海徑2號 | - |
| 3 Lucca Avenue 林海徑3號 | - |

| House 洋房 | Total area of the non-structural prefabricated external walls of each residential property (sq.m.) 每個住宅物業的非結構的預製外牆的總面積 (平方米) |
|------------------------|---|
| 5 Lucca Avenue 林海徑5號 | - |
| 6 Lucca Avenue 林海徑6號 | - |
| 7 Lucca Avenue 林海徑7號 | - |
| 8 Lucca Avenue 林海徑8號 | - |
| 9 Lucca Avenue 林海徑9號 | - |
| 10 Lucca Avenue 林海徑10號 | - |
| 11 Lucca Avenue 林海徑11號 | - |

| Tower 座樓 | Floor 樓層 | Unit 單位 | Total area of the non-structural prefabricated external walls of each residential property (sq.m.) 每個住宅物業的非結構的預製外牆的總面積 (平方米) |
|-------------|--------------------|------------|---|
| 1 | G/F 地下 | A | 1.117 |
| | | B | 0.371 |
| | | C | 1.009 |
| | | D | 0.589 |
| | 1/F - 3/F 1樓至3樓 | A | 1.117 |
| | | B | 0.371 |
| | | C | 0.986 |
| | | D | 0.589 |
| | 5/F 5樓 | A | 0.978 |
| | | B | 1.611 |
| 2 | G/F 地下 | A | 0.222 |
| | | B | 0.968 |
| | | C | 0.589 |
| | | D | 0.986 |
| | 1/F - 3/F 1樓至3樓 | A | 0.371 |
| | | B | 1.117 |
| | | C | 0.589 |
| | | D | 0.985 |
| | 5/F 5樓 | A | 1.117 |
| | | B | 1.296 |
| 3 | 1/F - 3/F 1樓至3樓 | A | 1.117 |
| | | B | 0.371 |
| | | C | 0.986 |
| | | D | 0.589 |
| | 5/F 5樓 | A | 1.117 |
| | | B | 1.611 |

INFORMATION ON DESIGN OF THE DEVELOPMENT
發展項目的設計的資料

| Tower 座樓 | Floor 樓層 | Unit 單位 | Total area of the non-structural prefabricated external walls of each residential property (sq.m.) 每個住宅物業的非結構的預製外牆的總面積 (平方米) | | |
|--------------------|--------------------|------------|--|-------|-------|
| 6 | 1/F - 3/F 1樓至3樓 | A | 0.985 | | |
| | | B | - | | |
| | | C | - | | |
| | | D | 1.079 | | |
| | 5/F 5樓 | A | 0.440 | | |
| | | B | 1.079 | | |
| 7 | G/F 地下 | A | - | | |
| | | B | 1.104 | | |
| | | C | 0.798 | | |
| | | D | - | | |
| | 1/F - 3/F 1樓至3樓 | A | - | | |
| | | B | 1.104 | | |
| | | C | 0.984 | | |
| | | D | - | | |
| | 5/F 5樓 | A | 1.104 | | |
| | | B | 0.440 | | |
| | | 8 | G/F 地下 | A | 0.680 |
| | | | | B | 0.982 |
| C | 0.371 | | | | |
| D | 1.117 | | | | |
| 1/F - 3/F 1樓至3樓 | A | 0.700 | | | |
| | B | 0.985 | | | |
| | C | 0.371 | | | |
| | D | 1.117 | | | |
| 5/F 5樓 | A | 1.213 | | | |
| | B | 1.121 | | | |
| | 9 | G/F 地下 | A | 0.986 | |
| | | | B | 0.589 | |
| C | | | 1.117 | | |
| D | | | 0.371 | | |
| 1/F - 3/F 1樓至3樓 | A | 0.987 | | | |
| | B | 0.589 | | | |
| | C | 1.118 | | | |
| | D | 0.371 | | | |
| 5/F 5樓 | A | 1.612 | | | |
| | B | 1.117 | | | |

| Tower 座樓 | Floor 樓層 | Unit 單位 | Total area of the non-structural prefabricated external walls of each residential property (sq.m.) 每個住宅物業的非結構的預製外牆的總面積 (平方米) | | |
|--------------------|--------------------|------------|--|-------|-------|
| 10 | G/F 地下 | A | 0.371 | | |
| | | B | 1.093 | | |
| | | C | 0.589 | | |
| | | D | 0.937 | | |
| | 1/F - 3/F 1樓至3樓 | A | 0.371 | | |
| | | B | 1.088 | | |
| | | C | 0.589 | | |
| | | D | 0.937 | | |
| | | 5/F 5樓 | A | 1.586 | |
| | | | B | 1.528 | |
| 11 | G/F 地下 | A | 0.915 | | |
| | | B | 0.757 | | |
| | | C | 0.763 | | |
| | 1/F - 3/F 1樓至3樓 | A | 0.915 | | |
| | | B | 0.757 | | |
| | | C | 0.763 | | |
| | 5/F 5樓 | A | 1.321 | | |
| | | B | 1.553 | | |
| | | 12 | G/F 地下 | A | 0.940 |
| | | | | B | 0.604 |
| C | 0.714 | | | | |
| 1/F - 3/F 1樓至3樓 | A | | 0.940 | | |
| | B | | 0.604 | | |
| | C | | 0.714 | | |
| 5/F 5樓 | A | 1.213 | | | |
| | 15 | G/F 地下 | A | 1.100 | |
| B | | | 0.341 | | |
| C | | | 0.604 | | |
| D | | | 0.668 | | |
| 1/F - 3/F 1樓至3樓 | | A | 1.100 | | |
| | | B | 0.341 | | |
| | | C | 0.604 | | |
| | | D | 0.668 | | |
| 5/F 5樓 | | A | 0.877 | | |
| | | B | 1.272 | | |

INFORMATION ON DESIGN OF THE DEVELOPMENT
發展項目的設計的資料

| Tower 座樓 | Floor 樓層 | Unit 單位 | Total area of the non-structural prefabricated external walls of each residential property (sq.m.) 每個住宅物業的非結構的預製外牆的總面積 (平方米) |
|-------------|--------------------|------------|---|
| 16 | G/F 地下 | A | 1.117 |
| | | B | 0.371 |
| | | C | 1.008 |
| | | D | 0.589 |
| | 1/F - 3/F 1樓至3樓 | A | 1.117 |
| | | B | 0.371 |
| | | C | 0.986 |
| | | D | 0.589 |
| 5/F 5樓 | A | 1.125 | |
| | B | 1.611 | |
| 17 | G/F 地下 | A | 0.371 |
| | | B | 1.118 |
| | | C | 0.589 |
| | | D | 0.986 |
| | 1/F - 3/F 1樓至3樓 | A | 0.371 |
| | | B | 1.118 |
| | | C | 0.589 |
| | | D | 0.985 |
| 5/F 5樓 | A | 1.118 | |
| | B | 1.611 | |
| 18 | G/F 地下 | A | 0.622 |
| | | B | 0.589 |
| | 1/F - 3/F 1樓至3樓 | A | 0.622 |
| | | B | 0.589 |
| | 5/F 5樓 | A | 1.258 |

Schedule of Total Area of the Curtain Walls of Each Residential Property
每個住宅物業的幕牆總面積表

| House 洋房 | Total area of the curtain walls of each residential property (sq.m.) 每個住宅物業的幕牆的總面積 (平方米) |
|-----------------|---|
| 1 Villa Avenue | - |
| 2 Villa Avenue | - |
| 3 Villa Avenue | - |
| 5 Villa Avenue | - |
| 6 Villa Avenue | - |
| 7 Villa Avenue | - |
| 8 Villa Avenue | - |
| 9 Villa Avenue | - |
| 10 Villa Avenue | - |
| 11 Villa Avenue | - |
| 12 Villa Avenue | - |
| 15 Villa Avenue | - |
| 16 Villa Avenue | - |
| 17 Villa Avenue | - |
| 18 Villa Avenue | - |
| 19 Villa Avenue | - |
| 20 Villa Avenue | - |
| 21 Villa Avenue | - |
| 22 Villa Avenue | - |
| 23 Villa Avenue | - |
| 25 Villa Avenue | - |
| 26 Villa Avenue | - |
| 27 Villa Avenue | - |
| 28 Villa Avenue | - |
| 29 Villa Avenue | - |
| 30 Villa Avenue | - |
| 1 Lucca Avenue | - |
| 2 Lucca Avenue | 2.409 |
| 3 Lucca Avenue | 2.409 |
| 5 Lucca Avenue | 2.409 |
| 6 Lucca Avenue | 2.409 |
| 7 Lucca Avenue | 2.409 |
| 8 Lucca Avenue | 2.409 |
| 9 Lucca Avenue | 2.409 |
| 10 Lucca Avenue | 2.409 |
| 11 Lucca Avenue | 2.409 |

INFORMATION ON DESIGN OF THE DEVELOPMENT
發展項目的設計的資料

| Tower 座樓 | Floor 樓層 | Unit 單位 | Total area of the curtain walls of each residential property (sq.m.) 每個住宅物業的幕牆的總面積 (平方米) |
|-------------|--------------------|------------|--|
| 1 | G/F 地下 | A | 0.686 |
| | | B | 0.343 |
| | | C | 0.343 |
| | | D | 0.343 |
| | 1/F - 3/F 1樓至3樓 | A | 0.686 |
| | | B | 0.343 |
| | | C | 0.343 |
| | | D | 0.343 |
| 5/F 5樓 | A | 1.879 | |
| | B | 1.451 | |
| 2 | G/F 地下 | A | 0.343 |
| | | B | 0.686 |
| | | C | 0.343 |
| | | D | 0.343 |
| | 1/F - 3/F 1樓至3樓 | A | 0.343 |
| | | B | 0.686 |
| | | C | 0.343 |
| | | D | 0.343 |
| 5/F 5樓 | A | 1.879 | |
| | B | 1.451 | |
| 3 | 1/F - 3/F 1樓至3樓 | A | 0.686 |
| | | B | 0.343 |
| | | C | 0.343 |
| | | D | 0.343 |
| | 5/F 5樓 | A | 1.879 |
| | | B | 1.451 |
| 6 | 1/F - 3/F 1樓至3樓 | A | 0.345 |
| | | B | 1.178 |
| | | C | 2.341 |
| | | D | 0.345 |
| | 5/F 5樓 | A | 2.133 |
| | | B | 1.479 |

| Tower 座樓 | Floor 樓層 | Unit 單位 | Total area of the curtain walls of each residential property (sq.m.) 每個住宅物業的幕牆的總面積 (平方米) |
|-------------|--------------------|------------|--|
| 7 | G/F 地下 | A | 2.319 |
| | | B | 0.343 |
| | | C | 0.345 |
| | | D | 1.202 |
| | 1/F - 3/F 1樓至3樓 | A | 2.258 |
| | | B | 0.343 |
| | | C | 0.345 |
| | | D | 1.185 |
| 5/F 5樓 | A | 1.864 | |
| | B | 2.140 | |
| 8 | G/F 地下 | A | - |
| | | B | 0.343 |
| | | C | 0.343 |
| | | D | 0.686 |
| | 1/F - 3/F 1樓至3樓 | A | - |
| | | B | 0.343 |
| | | C | 0.343 |
| | | D | 0.686 |
| 5/F 5樓 | A | 1.566 | |
| | B | 1.879 | |
| 9 | G/F 地下 | A | 0.343 |
| | | B | 0.343 |
| | | C | 0.686 |
| | | D | 0.343 |
| | 1/F - 3/F 1樓至3樓 | A | 0.343 |
| | | B | 0.343 |
| | | C | 0.686 |
| | | D | 0.343 |
| 5/F 5樓 | A | 1.451 | |
| | B | 1.879 | |
| 10 | G/F 地下 | A | 0.343 |
| | | B | 0.686 |
| | | C | 0.343 |
| | | D | 0.343 |
| | 1/F - 3/F 1樓至3樓 | A | 0.343 |
| | | B | 0.686 |
| | | C | 0.343 |
| | | D | 0.343 |
| 5/F 5樓 | A | 1.879 | |
| | B | 1.451 | |

INFORMATION ON DESIGN OF THE DEVELOPMENT
發展項目的設計的資料


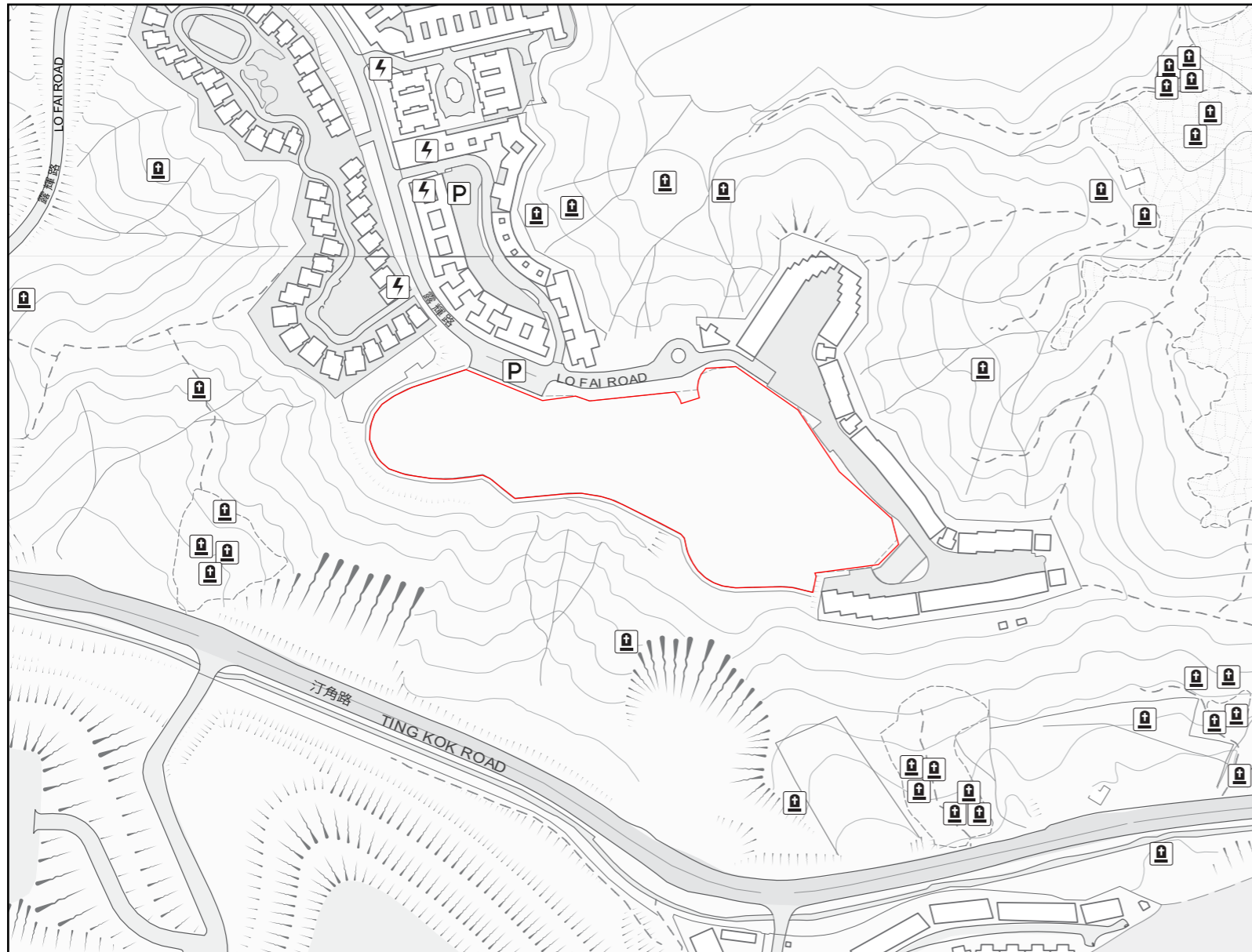
| Tower 座樓 | Floor 樓層 | Unit 單位 | Total area of the curtain walls of each residential property (sq.m.) 每個住宅物業的幕牆的總面積 (平方米) |
|-------------|--------------------|------------|--|
| 11 | G/F 地下 | A | 0.343 |
| | | B | 0.343 |
| | | C | 0.779 |
| | 1/F - 3/F 1樓至3樓 | A | 0.343 |
| | | B | 0.343 |
| | | C | 0.773 |
| 5/F 5樓 | A | 1.433 | |
| | B | 1.620 | |
| 12 | G/F 地下 | A | 0.338 |
| | | B | 0.343 |
| | | C | 0.769 |
| | 1/F - 3/F 1樓至3樓 | A | 0.338 |
| | | B | 0.343 |
| | | C | 0.773 |
| 5/F 5樓 | A | 1.423 | |
| | | | |
| 15 | G/F 地下 | A | 0.686 |
| | | B | 0.343 |
| | | C | 0.343 |
| | | D | 0.354 |
| | 1/F - 3/F 1樓至3樓 | A | 0.686 |
| | | B | 0.343 |
| | | C | 0.343 |
| | | D | 0.354 |
| 5/F 5樓 | A | 1.894 | |
| | B | 1.275 | |
| 16 | G/F 地下 | A | 0.686 |
| | | B | 0.343 |
| | | C | 0.343 |
| | | D | 0.343 |
| | 1/F - 3/F 1樓至3樓 | A | 0.686 |
| | | B | 0.343 |
| | | C | 0.343 |
| | | D | 0.343 |
| 5/F 5樓 | A | 1.879 | |
| | B | 1.451 | |


| Tower 座樓 | Floor 樓層 | Unit 單位 | Total area of the curtain walls of each residential property (sq.m.) 每個住宅物業的幕牆的總面積 (平方米) |
|-------------|--------------------|------------|--|
| 17 | G/F 地下 | A | 0.343 |
| | | B | 0.686 |
| | | C | 0.343 |
| | | D | 0.343 |
| | 1/F - 3/F 1樓至3樓 | A | 0.343 |
| | | B | 0.686 |
| | | C | 0.343 |
| | | D | 0.343 |
| 5/F 5樓 | A | 1.879 | |
| | B | 1.451 | |
| 18 | G/F 地下 | A | 3.207 |
| | | B | 3.913 |
| | 1/F - 3/F 1樓至3樓 | A | 3.207 |
| | | B | 3.913 |
| | 5/F 5樓 | A | 2.395 |

The Manager appointed under the latest draft Deed of Mutual Covenant
Wells Property Management Limited

根據有關公契在售楼說明書的印製日期的最新擬稿獲委任的管理人
興怡物業管理有限公司

LOCATION PLAN OF THE DEVELOPMENT
發展項目的所在位置圖






 Boundary of the Development
發展項目邊界

The Map is provided by the Hong Kong GeoData Store and intellectual property rights are owned by the Government of the HKSAR.
地圖由香港地理數據站提供,香港特別行政區政府為知識產權擁有人。

This location plan is prepared by the Vendor with reference to the Digital Topographic Map No. T3-SE-C dated 12 June 2022 and Digital Topographic Map No. T7-NE-A dated 23 June 2022 from Survey and Mapping Office of the Lands Department, with adjustments where necessary.

此位置圖是由賣方擬備並參考地政總署測繪處於2022年6月12日出版之數碼地形圖,圖幅編號T3-SE-C及於2022年6月23日出版之數碼地形圖,圖幅編號T7-NE-A,有需要處經修正處理。

Notation 圖例

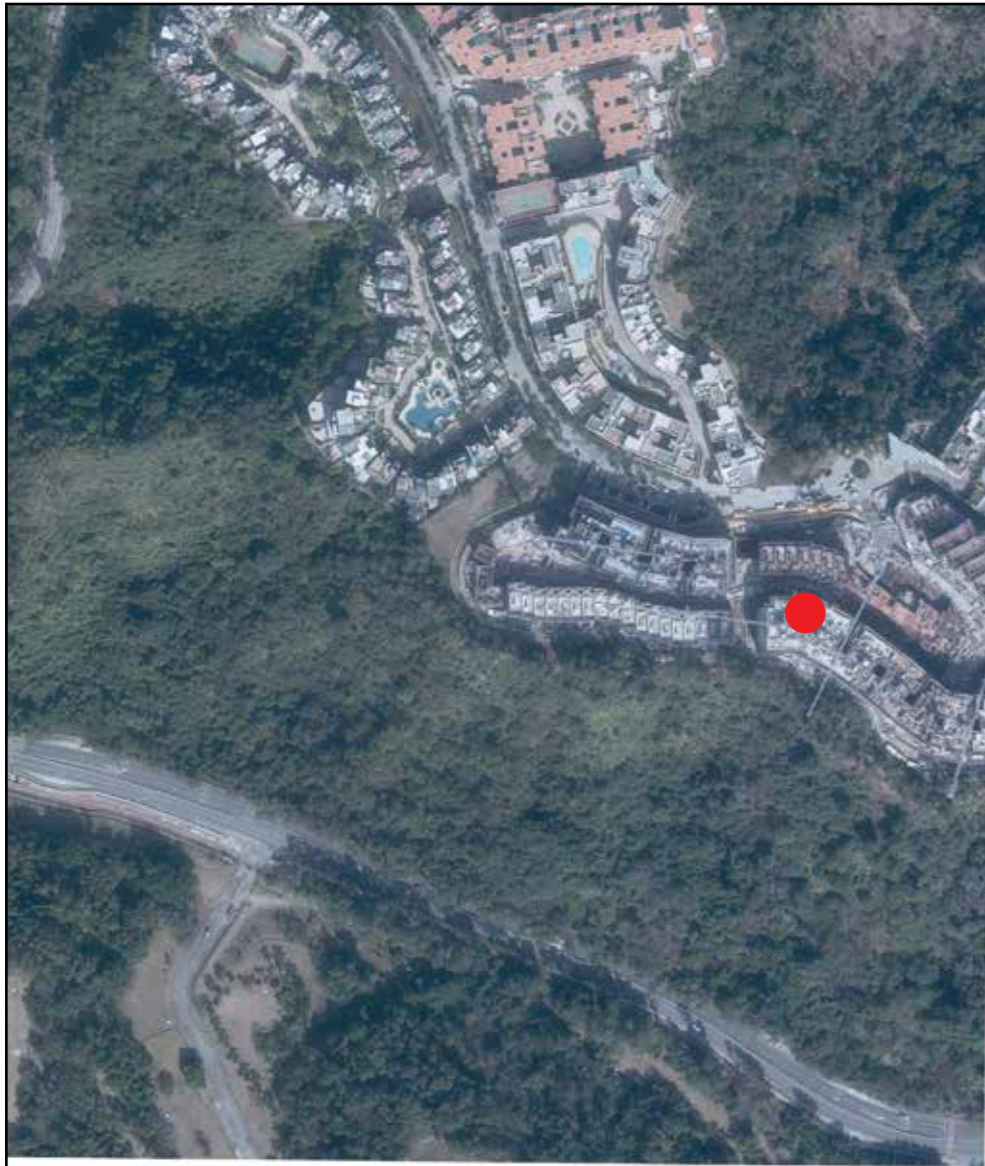
-  Power Plant (including Electricity Sub-stations)
發電廠 (包括電力分站)
-  Cemetery
墳場
-  Public Carpark (including Lorry Park)
公眾停車場 (包括貨車停泊處)

Notes:

1. The Vendor advises prospective purchasers to conduct an on-site visit for a better understanding of the development site, its surrounding environment and the public facilities nearby.
2. The location plan may show more than the area required under the Residential Properties (First-hand Sales) Ordinance due to the technical reason that the boundary of the Development is irregular.

備註:

1. 賣方建議準買家到有關發展地盤作實地考察,以對該發展地盤、其周邊地區環境及附近的公共設施有較佳了解。
2. 由於發展項目的邊界不規則的技術原因,此位置圖所顯示的範圍可能超過《一手住宅物業銷售條例》所規定的範圍。



This blank area falls outside the coverage of the aerial photograph.
此等空白範圍不為本鳥瞰照片所覆蓋。



Location of the Development
發展項目的位置

Notes:

1. Adopted from the aerial photograph taken by the Survey and Mapping Office of Lands Department at a flying height of 6,900 feet, photo No. E126469C, dated 15/01/2021.
2. Survey and Mapping Office, Lands Department, The Government of HKSAR © copyright reserved - reproduction by permission only.
3. The aerial photograph may show more than the area required under the Residential Properties (First-hand Sales) Ordinance due to technical reasons.

備註：

1. 摘錄自地政總署測繪處於2021年1月15日在6900呎飛行高度拍攝之鳥瞰照片，編號為E126469C。
2. 香港特別行政區政府地政總署測繪處版權所有，未經許可，不得複製。
3. 由於技術原因，鳥瞰照片可能顯示多於《一手住宅物業銷售條例》所要求顯示的範圍。

AERIAL PHOTOGRAPH OF THE DEVELOPMENT
發展項目的鳥瞰照片




Location of the Development
發展項目的位置

Notes:

1. Adopted from the aerial photograph taken by the Survey and Mapping Office of Lands Department at a flying height of 6,900 feet, photo No. E126472C, dated 15/01/2021.
2. Survey and Mapping Office, Lands Department, The Government of HKSAR © copyright reserved - reproduction by permission only.
3. The aerial photograph may show more than the area required under the Residential Properties (First-hand Sales) Ordinance due to technical reasons.

備註：

1. 摘錄自地政總署測繪處於2021年1月15日在6900呎飛行高度拍攝之鳥瞰照片，編號為E126472C。
2. 香港特別行政區政府地政總署測繪處版權所有，未經許可，不得複製。
3. 由於技術原因，鳥瞰照片可能顯示多於《一手住宅物業銷售條例》所要求顯示的範圍。



Location of the Development
發展項目的位置


Notes:

1. Adopted from the aerial photograph taken by the Survey and Mapping Office of Lands Department at a flying height of 6,900 feet, photo No. E132275C, dated 19/01/2021.
2. Survey and Mapping Office, Lands Department, The Government of HKSAR © copyright reserved - reproduction by permission only.
3. The aerial photograph may show more than the area required under the Residential Properties (First-hand Sales) Ordinance due to technical reasons.

備註：

1. 摘錄自地政總署測繪處於2021年1月19日在6900呎飛行高度拍攝之鳥瞰照片，編號為E132275C。
2. 香港特別行政區政府地政總署測繪處版權所有，未經許可，不得複製。
3. 由於技術原因，鳥瞰照片可能顯示多於《一手住宅物業銷售條例》所要求顯示的範圍。

AERIAL PHOTOGRAPH OF THE DEVELOPMENT
發展項目的鳥瞰照片



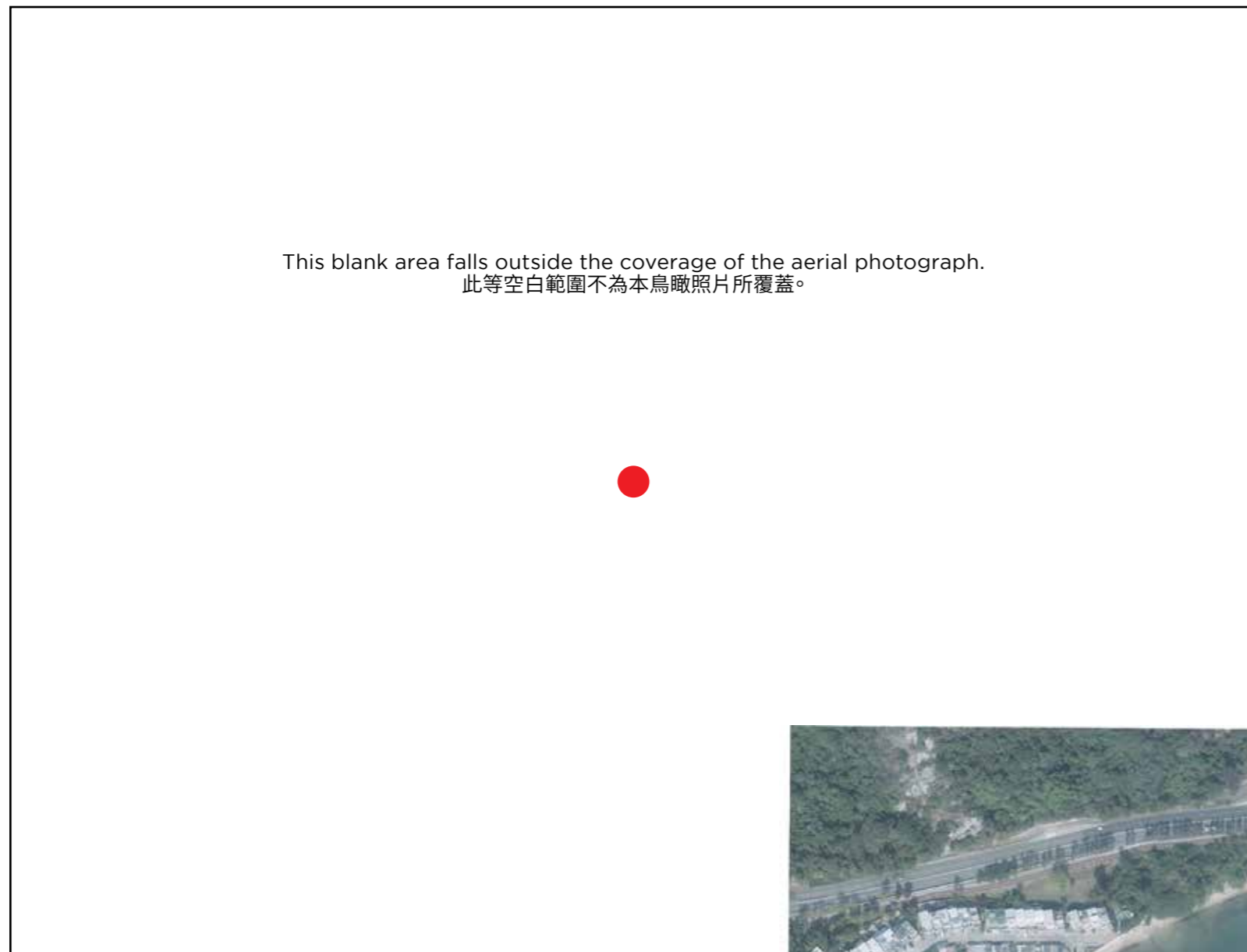
Location of the Development
發展項目的位置



Notes:

1. Adopted from the aerial photograph taken by the Survey and Mapping Office of Lands Department at a flying height of 6,900 feet, photo No. E132276C, dated 19/01/2021.
2. Survey and Mapping Office, Lands Department, The Government of HKSAR © copyright reserved - reproduction by permission only.
3. The aerial photograph may show more than the area required under the Residential Properties (First-hand Sales) Ordinance due to technical reasons.

備註：

1. 摘錄自地政總署測繪處於2021年1月19日在6900呎飛行高度拍攝之鳥瞰照片，編號為E132276C。
2. 香港特別行政區政府地政總署測繪處版權所有，未經許可，不得複製。
3. 由於技術原因，鳥瞰照片可能顯示多於《一手住宅物業銷售條例》所要求顯示的範圍。



  Location of the Development
發展項目的位置

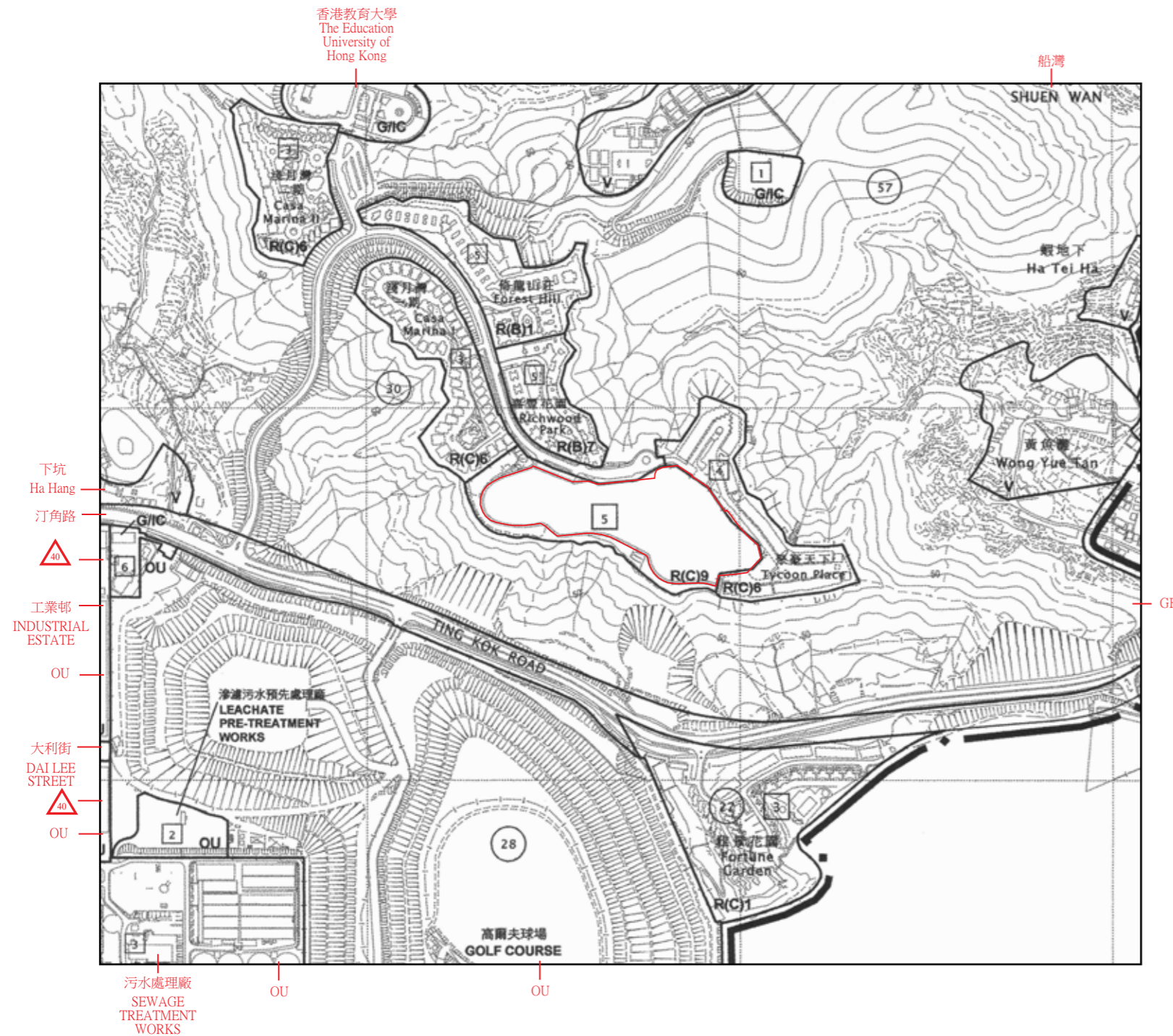
Notes:

1. Adopted from the aerial photograph taken by the Survey and Mapping Office of Lands Department at a flying height of 6,900 feet, photo No. E132279C, dated 19/01/2021.
2. Survey and Mapping Office, Lands Department, The Government of HKSAR © copyright reserved - reproduction by permission only.
3. The aerial photograph may show more than the area required under the Residential Properties (First-hand Sales) Ordinance due to technical reasons.

備註：

1. 摘錄自地政總署測繪處於2021年1月19日在6900呎飛行高度拍攝之鳥瞰照片，編號為E132279C。
2. 香港特別行政區政府地政總署測繪處版權所有，未經許可，不得複製。
3. 由於技術原因，鳥瞰照片可能顯示多於《一手住宅物業銷售條例》所要求顯示的範圍。

OUTLINE ZONING PLAN RELATING TO THE DEVELOPMENT 關於發展項目的分區計劃大綱圖



Notation 圖例

Zones 地帶

| | |
|--|---|
| R(B) Residential (Group B) 住宅 (乙類) | OU Other Specified Uses 其他指定用途 |
| R(C) Residential (Group C) 住宅 (丙類) | GB Green Belt 綠化地帶 |
| G/IC Government, Institution or Community 政府、機構或社區 | V Village Type Development 鄉村式發展 |

Communications 交通

| | |
|------------------------------------|-----------------------|
| Major Road and Junction 主要道路及路口 | Elevated Road 高架道路 |
|------------------------------------|-----------------------|

Miscellaneous 其他

| | |
|--|---------------------------------------|
| Maximum Building Height (in metres above Principal Datum) 最高建築物高度 (在主水平基準上若干米) | Boundary of Planning Scheme 規劃範圍界線 |
| Maximum Building Height (in number of storeys) 最高建築物高度 (樓層數目) | Planning Area Number 規劃區域編號 |
| Building Height Control Zone Boundary 建築物高度管制區界線 | |

Boundary Line of the Development
發展項目的邊界



Scale 比例
100 200 300 400 500 metres / 米

Extract from the approved Tai Po Outline Zoning Plan (Plan no. S/TP/30), gazetted on 8 July 2022, with adjustments where necessary as shown in red.

摘錄自2022年7月8日刊憲之大埔分區計劃大綱核准圖(圖則編號S/TP/30), 有需要處經修正處理, 以紅色表示。

The plan, prepared by the Planning Department under the direction of the Town Planning Board, is reproduced with the permission of the Director of Lands. © The Government of Hong Kong SAR.

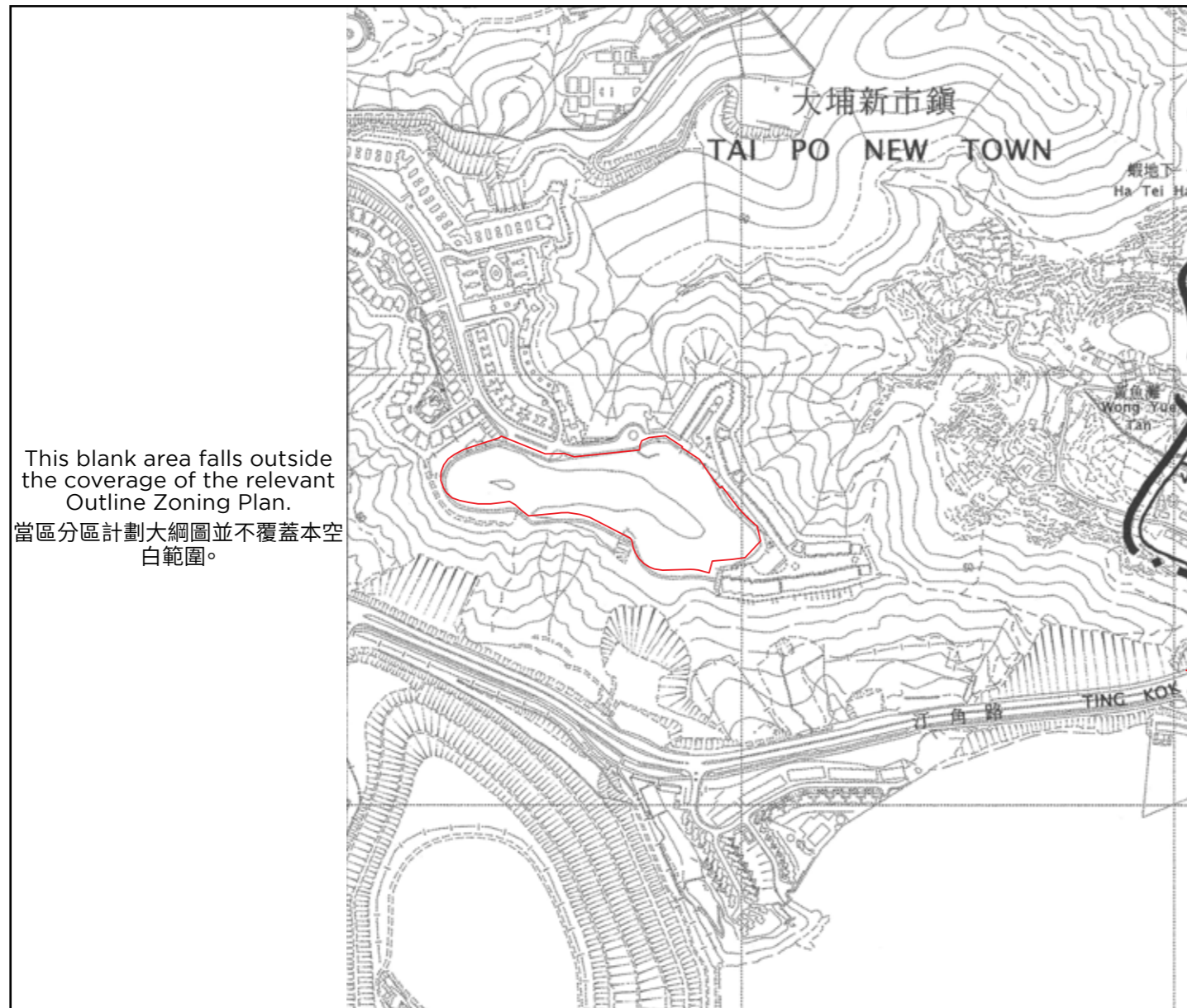
地圖為規劃署遵照城市規劃委員會指示擬備, 版權屬香港特別行政區政府, 經地政總署准許複印。

Notes:

- The above outline zoning plan is available for free inspection at the sales office(s) during opening hours.
- The Vendor also advises purchasers to conduct on-site visit for a better understanding of the development site, its surrounding environment and the public facilities nearby.
- Due to technical reasons (such as the shape of the Development), the outline zoning plan has shown area more than that required under the Residential Properties (First-hand Sales) Ordinance.

備註:

- 上述分區計劃大綱圖可於開放時間向售樓處免費查閱。
- 賣方亦建議買方到該發展地盤作實地考察, 以獲取對該發展地盤、以及周邊地區環境及附近的公共設施有較佳了解。
- 因技術原因(例如發展項目之形狀), 分區計劃大綱圖所顯示之範圍多於《一手住宅物業銷售條例》所要求顯示之範圍。



Notation 圖例

Zones 地帶

- GB Green Belt
綠化地帶
- V Village Type Development
鄉村式發展

Communications 交通

- Major Road and Junction
主要道路及路口

Miscellaneous 其他

- Boundary of Planning Scheme
規劃範圍界線

This blank area falls outside the coverage of the relevant Outline Zoning Plan.
 當區分區計劃大綱圖並不覆蓋空白範圍。



Notes:

1. The above outline zoning plan is available for free inspection at the sales office(s) during opening hours.
2. The Vendor also advises purchasers to conduct on-site visit for a better understanding of the development site, its surrounding environment and the public facilities nearby.
3. Due to technical reasons (such as the shape of the Development), the outline zoning plan has shown area more than that required under the Residential Properties (First-hand Sales) Ordinance.

備註：

1. 上述分區計劃大綱圖可於開放時間向售樓處免費查閱。
2. 賣方亦建議買方到該發展地盤作實地考察，以獲取對該發展地盤、以及周邊地區環境及附近的公共設施有較佳了解。
3. 因技術原因(例如發展項目之形狀)，分區計劃大綱圖所顯示之範圍多於《一手住宅物業銷售條例》所要求顯示的範圍。

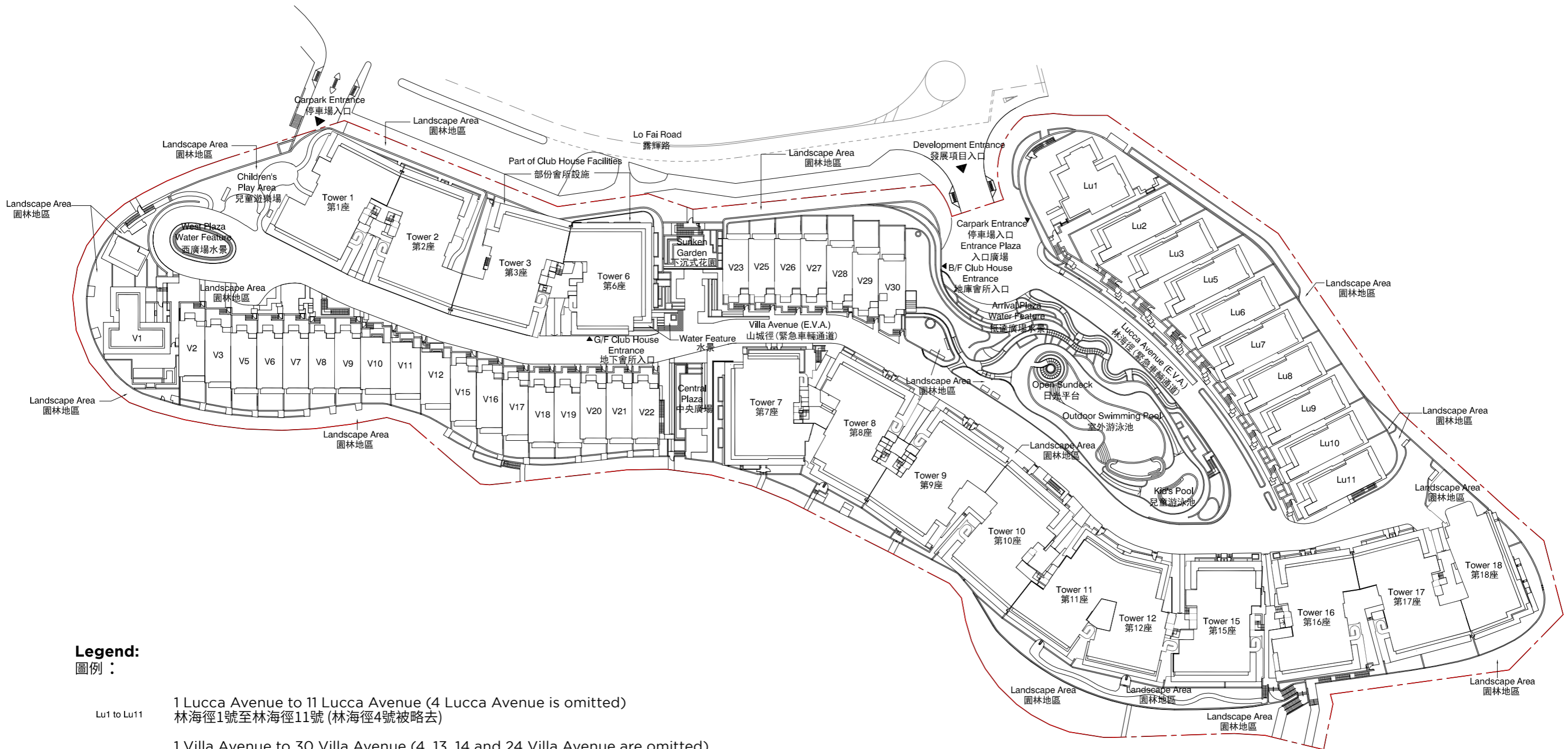
Extract from the approved Ting Kok Outline Zoning Plan (Plan no. S/NE-TK/19), gazetted on 6 November 2015, with adjustments where necessary as shown in red.

摘錄自2015年11月6日刊憲之汀角分區計劃大綱核准圖(圖則編號S/NE-TK/19)，有需要處經修正處理，以紅色表示。

The plan, prepared by the Planning Department under the direction of the Town Planning Board, is reproduced with the permission of the Director of Lands. © The Government of Hong Kong SAR.

地圖為規劃署遵照城市規劃委員會指示擬備，版權屬香港特別行政區政府，經地政總署准許複印。

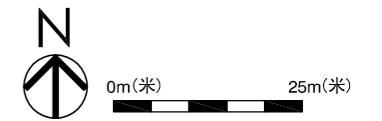
LAYOUT PLAN OF THE DEVELOPMENT
發展項目的布局圖



Legend:

圖例：

- Lu1 to Lu11 1 Lucca Avenue to 11 Lucca Avenue (4 Lucca Avenue is omitted)
林海徑1號至林海徑11號 (林海徑4號被略去)
- V1 to V30 1 Villa Avenue to 30 Villa Avenue (4, 13, 14 and 24 Villa Avenue are omitted)
山城徑1號至山城徑30號 (山城徑4, 13, 14 及24號被略去)
- - - Boundary line of the Development
發展項目的邊界線
- E.V.A. Emergency Vehicular Access
緊急車輛通道



Legend of Terms and Abbreviations used on Floor Plans:

樓面平面圖中所使用名詞及簡稱之圖例：

| Legend 圖例 | | |
|----------------------|---|-----------|
| AC OUTDOOR UNIT | = AIR CONDITIONING OUTDOOR UNIT | = 室外冷氣機 |
| AC PLANT RM. | = AIR CONDITIONING PLANT ROOM | = 冷氣機房 |
| ADJOINING HOUSE P.D. | = ADJOINING HOUSE PIPE DUCT | = 相鄰洋房管道槽 |
| A.D. | = AIR DUCT | = 氣槽 |
| A.F. | = ARCHITECTURAL FEATURE | = 建築裝飾 |
| A/C P. | = AIR CONDITIONER PLATFORM | = 空調機平台 |
| BAL. | = BALCONY | = 露台 |
| BAL. ABOVE | = BALCONY ABOVE | = 上層露台 |
| BATH | = BATHROOM | = 浴室 |
| BED | = BEDROOM | = 睡房 |
| CONC. PLINTH | = CONCRETE PLINTH | = 混凝土底座 |
| CORR. | = CORRIDOR | = 走廊 |
| DIN. | = DINING ROOM | = 飯廳 |
| DN | = DOWN | = 下 |
| DRESSING RM. | = DRESSING ROOM | = 衣帽室 |
| EL DUCT | = ELECTRICAL DUCT | = 管道槽 |
| ELE. METER ROOM | = ELECTRICAL METER ROOM | = 電錶房 |
| ELEC. DUCT | = ELECTRICAL DUCT | = 電線槽 |
| ELE RM | = ELECTRICAL ROOM | = 電掣房 |
| ELV. DUCT | = EXTRA-LOW VOLTAGE DUCT | = 特低壓電線槽 |
| ELV. | = EXTRA-LOW VOLTAGE ROOM | = 特低壓電線房 |
| E.M.R. | = ELECTRIC METER ROOM | = 電錶房 |
| EV E.M.R. | = EXTRA-LOW VOLTAGE ELECTRICAL METER ROOM | = 特低壓電錶房 |
| FAMILY DIN. | = FAMILY DINING ROOM | = 家庭偏廳 |
| FAMILY RM. | = FAMILY ROOM | = 家庭廳 |
| F.S. PUMP RM. | = FIRE SERVICES PUMP ROOM | = 消防泵房 |
| F.S. TANK & PUMP RM. | = FIRE SERVICES WATER TANK & PUMP ROOM | = 消防水缸泵房 |
| GUEST HOUSE BED RM. | = GUEST HOUSE BEDROOM | = 客房 |
| GUEST HOUSE LIV. | = GUEST HOUSE LIVING ROOM | = 會客室 |
| H.R. | = HOSE REEL | = 消防喉轆 |
| HL | = HIGH LEVEL | = 上方 |
| KIT. | = KITCHEN | = 廚房 |
| LIFT CONTROL PANEL | = LIFT CONTROL PANEL | = 升降機控制面板 |
| LAV. | = LAVATORY | = 洗手間 |

| Legend 圖例 | | |
|---|--|---------------|
| LIV. | = LIVING ROOM | = 客廳 |
| M.BED | = MASTER BEDROOM | = 主人睡房 |
| M.BATH | = MASTER BATHROOM | = 主人浴室 |
| OPEN KIT. | = OPEN KITCHEN | = 開放式廚房 |
| P.D. | = PIPE DUCT | = 管道槽 |
| POWD. / POWDER | = POWDER ROOM | = 化妝間 |
| R.C. PLINTH FOR A/C | = REINFORCED CONCRETE PLINTH FOR AIR CONDITIONER | = 供空調混凝土基座 |
| R.S.M.R.R. | = REFUSE STORAGE AND MATERIAL RECOVERY ROOM | = 垃圾及物料回收室 |
| RWP | = RAIN WATER PIPE | = 雨水管道 |
| SITTING RM. | = SITTING ROOM | = 起居室 |
| STO. | = STORE | = 儲物室 |
| U.P. | = UTILITY PLATFORM | = 工作平台 |
| U.P. ABOVE | = UTILITY PLATFORM ABOVE | = 工作平台置上 |
| UT. | = UTILITY | = 工作間 |
| VERT. ARCH. FEATURE | = VERTICAL ARCHITECTURAL FEATURE | = 垂直建築裝飾 |
| W.M.C. | = WATER METER CABINET | = 水錶櫃 |
| T.G. | = TOWN GAS METER | = 煤氣錶 |
| -/30/30 FRR WALL | =-/30/30 FIRE RESISTANCE RATING WALL | = -/30/30 隔火牆 |
|  | = WATER FEATURE | = 水景 |

FLOOR PLANS OF RESIDENTIAL PROPERTIES IN THE DEVELOPMENT
發展項目的住宅物業的樓面平面圖

| Floor 樓層 | The floor-to-floor height of each residential property (mm) 每個住宅物業的層與層之間的高度 (毫米) | The thickness of the floor slabs (excluding plaster) of each residential property (mm) 每個住宅物業的樓板 (不包括灰泥) 的厚度 (毫米) |
|-------------|---|--|
| B/F 地庫 | 5000 | 1600 |
| G/F 地下 | 4150, 4200, 7200 | 150, 175, 200, 250, 300 |
| 1/F 1樓 | 3200, 3450, 3500 | 150, 200, 250 |
| 2/F 2樓 | 3500 | 200 |
| R/F 天台 | Not Applicable 不適用 | Not Applicable 不適用 |

The internal areas of the residential properties on the upper floors will generally be slightly larger than those on the lower floors because of the reducing thickness of the structural walls on the upper floors. 因住宅物業的較高樓層結構牆的厚度遞減，較高樓層的內部面積，一般比較低樓層的內部面積稍大。

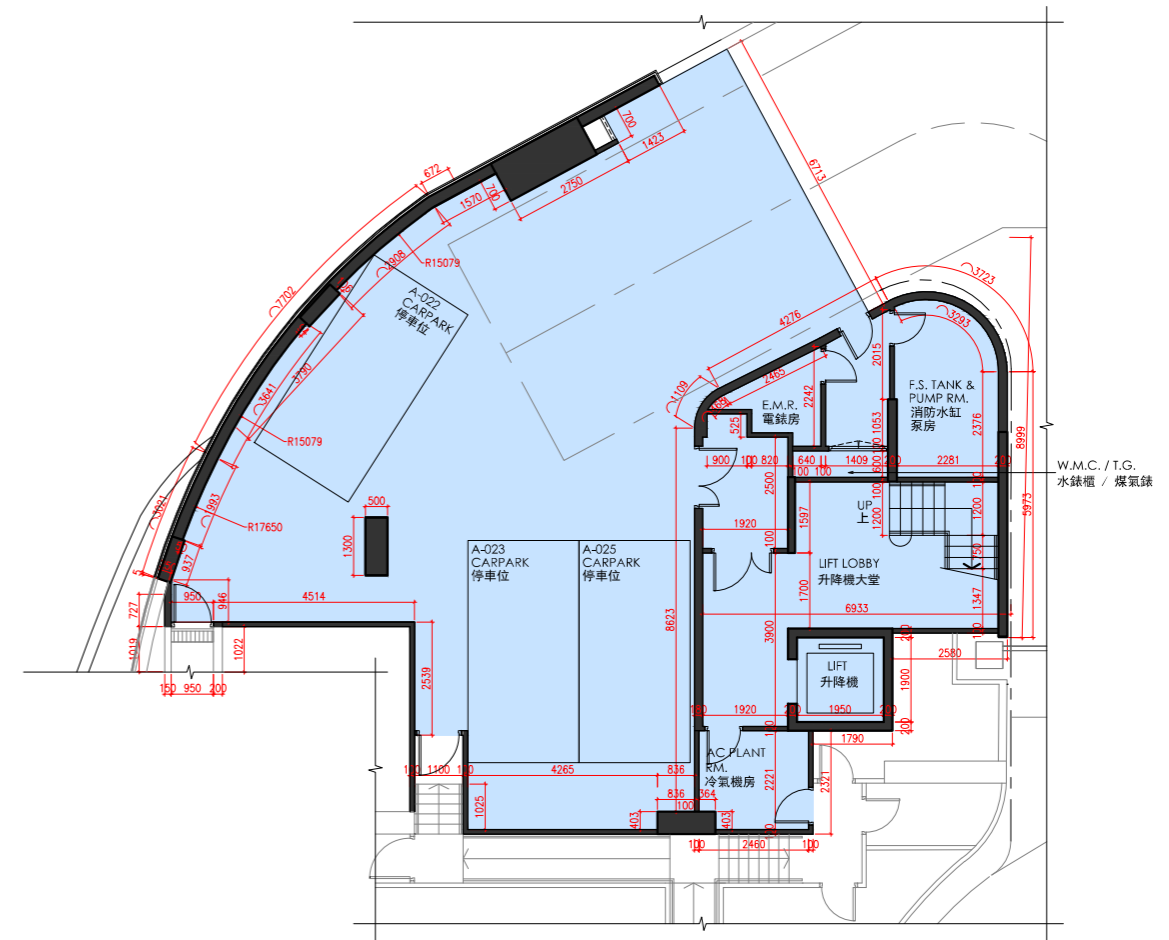
Notes:

- There may be architectural features and/or exposed pipes on external walls and/or windows of the residential units. For details, please refer to the latest approved building plans.
- Drainage pipes enclosed in cladding are installed at the external wall of the residential units. Also, drainage pipes will run through the flat roof, roof and/or garden of the residential units.
- The condensers of the VRV air-conditioners are located on Roof.
- There are ceiling bulkheads in living rooms, dining rooms, bedrooms, store, corridors, kitchens, air conditioning plant room and/or other rooms or areas of the residential units for the air-conditioning pipes and/or M&E services.
- The internal ceiling height within residential units may vary due to structural, architectural and/or decoration design variations.
- Some louvers that are installed at false ceilings may not be indicated on the floor plans.
- Symbols of fittings and fitments such as bathtub, sink, water closet, shower, sink counter, etc. are prepared based on the latest approved building plans and are for general indication only.

備註:

- 住宅單位外牆及/或窗戶設有建築裝飾及/或外露喉管，詳細資料請參考最新批准的建築圖則。
- 住宅單位外牆裝飾板內設有喉管。喉管亦安裝於住宅單位之平台、天台及/或花園內。
- VRV分體式空調冷氣機的冷凝器位於天台。
- 住宅單位客廳、飯廳、睡房、儲物室、走廊、廚房、冷氣機房及/或其他房間或空間的裝飾橫樑裝置冷氣喉管及/或機電設備。
- 住宅單位的天花高度將會因應其結構、建築設計及/或裝修設計上的需要而有差異。
- 部份百葉窗安裝於假天花且沒有於平面圖顯示。
- 樓面平面圖上所顯示的裝置符號，如浴缸、洗滌盆、座廁、花灑、洗滌盆櫃等乃按最新的經批准的建築圖則繪製，只作一般示意用途。

1 LUCCA AVENUE
林海徑1號

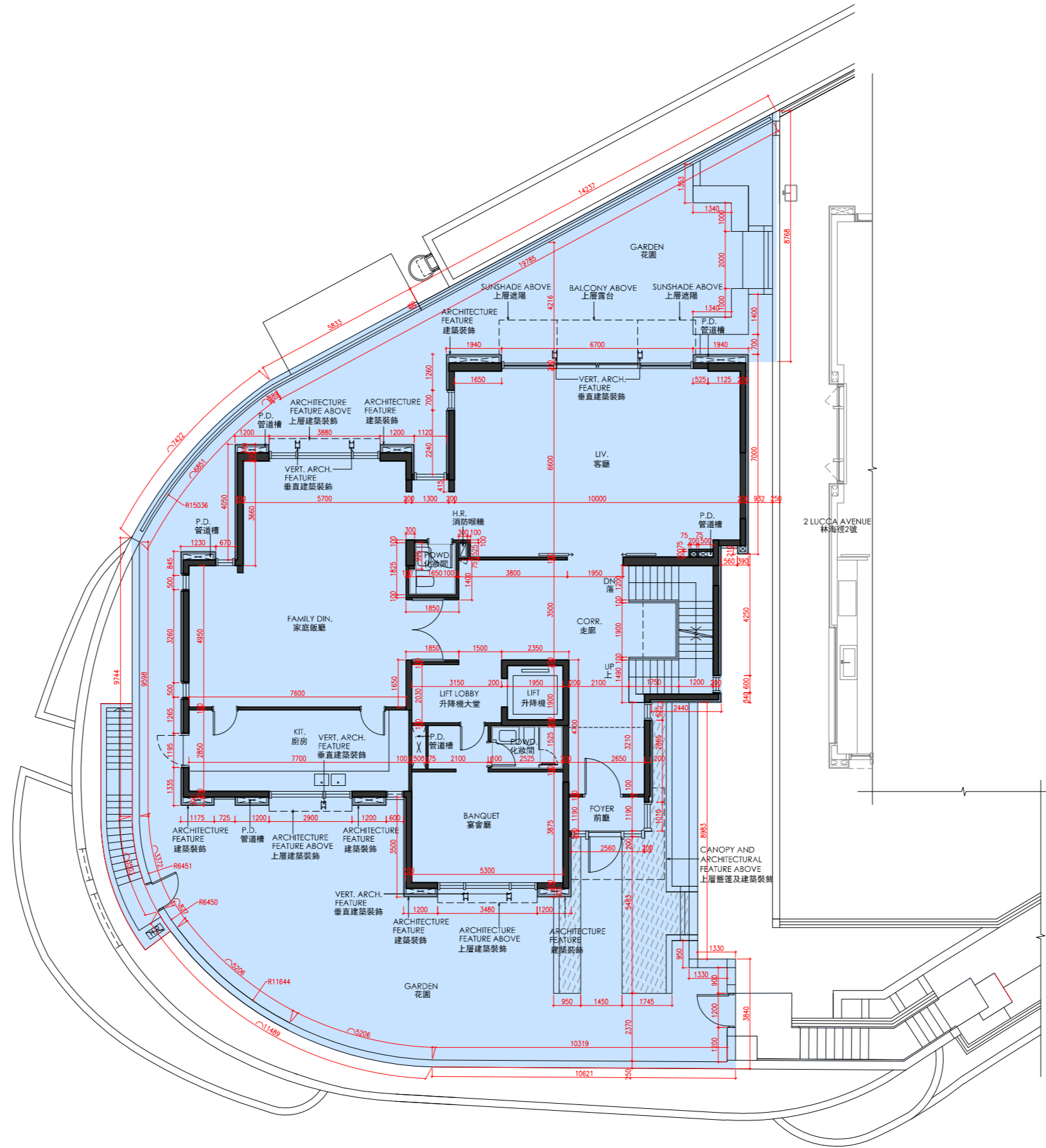


B/F FLOOR PLAN
地庫樓面平面圖

Scale 比例 | 0M/米 5M/米



1 LUCCA AVENUE
林海徑1號



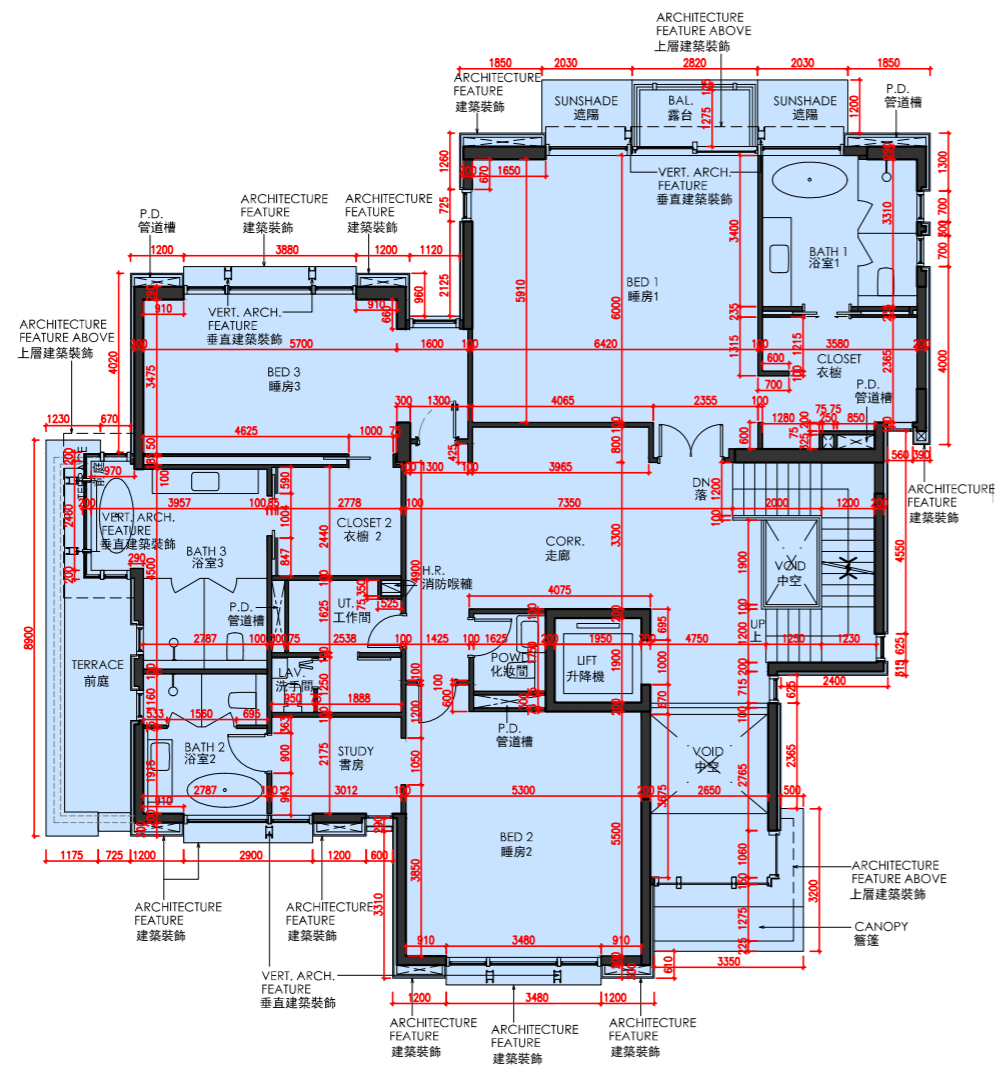
G/F FLOOR PLAN
地下樓面平面圖

Scale
比例

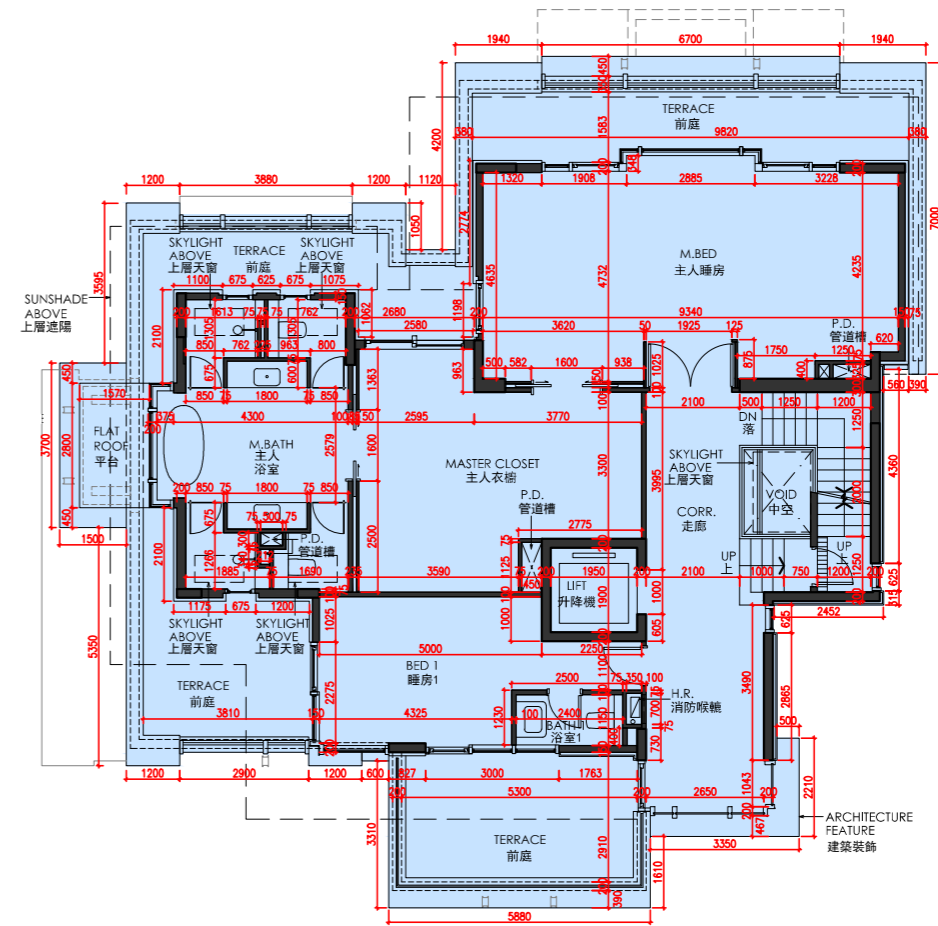


FLOOR PLANS OF RESIDENTIAL PROPERTIES IN THE DEVELOPMENT
發展項目的住宅物業的樓面平面圖

1 LUCCA AVENUE
林海徑1號



1/F FLOOR PLAN
1樓樓面平面圖



2/F FLOOR PLAN
2樓樓面平面圖



FLOOR PLANS OF RESIDENTIAL PROPERTIES IN THE DEVELOPMENT
發展項目的住宅物業的樓面平面圖

| Floor 樓層 | The floor-to-floor height of each residential property (mm) 每個住宅物業的層與層之間的高度 (毫米) | The thickness of the floor slabs (excluding plaster) of each residential property (mm) 每個住宅物業的樓板 (不包括灰泥) 的厚度 (毫米) |
|-------------|---|--|
| B/F 地庫 | 5100 | 1600 |
| G/F 地下 | 4150, 4200, 7200 | 150, 200, 250 |
| 1/F 1樓 | 3250, 3275, 3450, 3500 | 150, 175, 200 |
| 2/F 2樓 | 3500 | 150, 175, 225 |
| R/F 天台 | Not Applicable 不適用 | Not Applicable 不適用 |

The internal areas of the residential properties on the upper floors will generally be slightly larger than those on the lower floors because of the reducing thickness of the structural walls on the upper floors. 因住宅物業的較高樓層結構牆的厚度遞減，較高樓層的內部面積，一般比較低樓層的內部面積稍大。

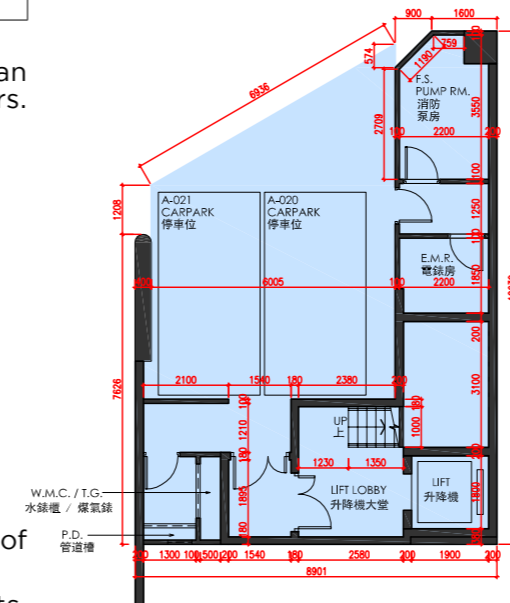
Notes:

- There may be architectural features and/or exposed pipes on external walls and/or windows of the residential units. For details, please refer to the latest approved building plans.
- Drainage pipes enclosed in cladding are installed at the external wall of the residential units. Also, drainage pipes will run through the flat roof, roof and/or garden of the residential units.
- The condensers of the VRV air-conditioners are located on Roof.
- There are ceiling bulkheads in living rooms, dining rooms, bedrooms, store, corridors, kitchens, air conditioning plant room and/or other rooms or areas of the residential units for the air-conditioning pipes and/or M&E services.
- The internal ceiling height within residential units may vary due to structural, architectural and/or decoration design variations.
- Some louvers that are installed at false ceilings may not be indicated on the floor plans.
- Symbols of fittings and fitments such as bathtub, sink, water closet, shower, sink counter, etc. are prepared based on the latest approved building plans and are for general indication only.

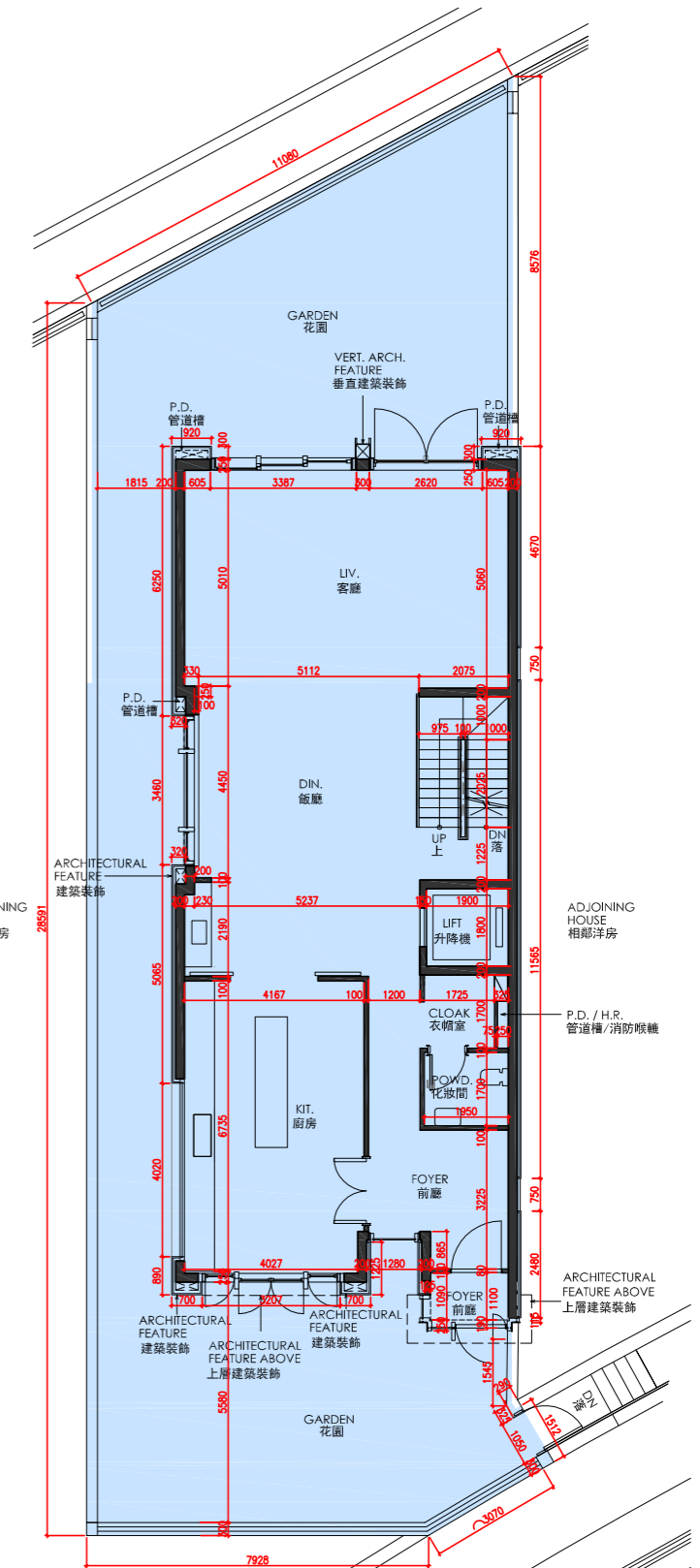
備註:

- 住宅單位外牆及/或窗戶設有建築裝飾及/或外露喉管，詳細資料請參考最新批准的建築圖則。
- 住宅單位外牆裝飾板內設有喉管。喉管亦安裝於住宅單位之平台、天台及/或花園內。
- VRV分體式空調冷氣機的冷凝器位於天台。
- 住宅單位客廳、飯廳、睡房、儲物室、走廊、廚房、冷氣機房及/或其他房間或空間的裝飾橫樑裝置冷氣喉管及/或機電設備。
- 住宅單位的天花高度將會因應其結構、建築設計及/或裝修設計上的需要而有差異。
- 部份百葉窗安裝於假天花且沒有於平面圖顯示。
- 樓面平面圖上所顯示的裝置符號，如浴缸、洗滌盆、座廁、花灑、洗滌盆櫃等乃按最新的經批准的建築圖則繪製，只作一般示意用途。

2 LUCCA AVENUE
林海徑2號



B/F FLOOR PLAN
地庫樓面平面圖

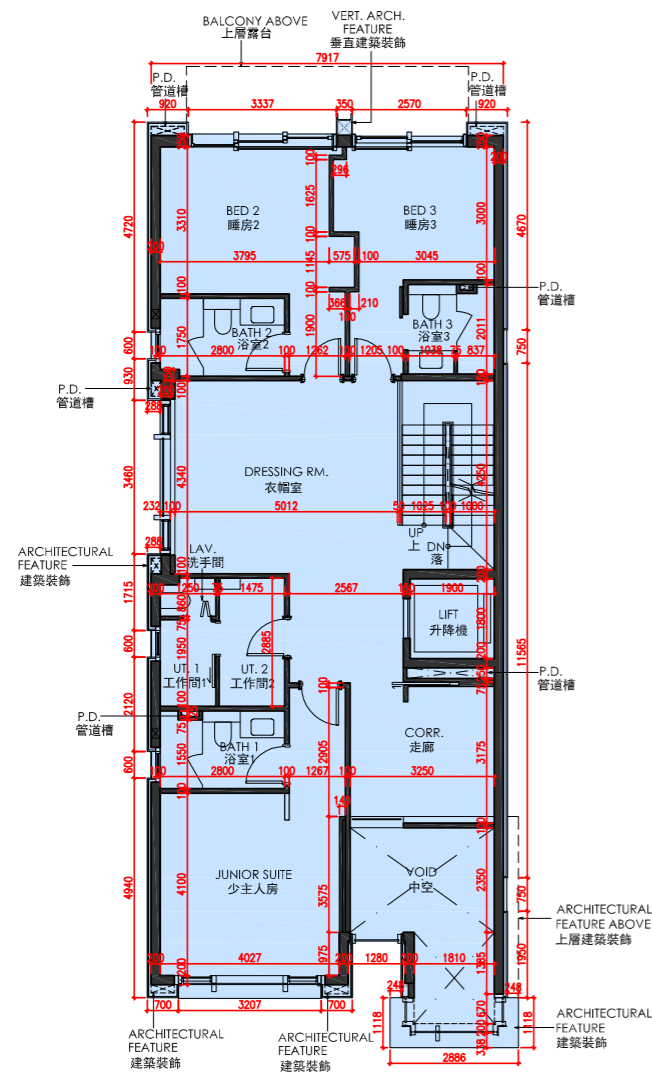


G/F FLOOR PLAN
地下樓面平面圖

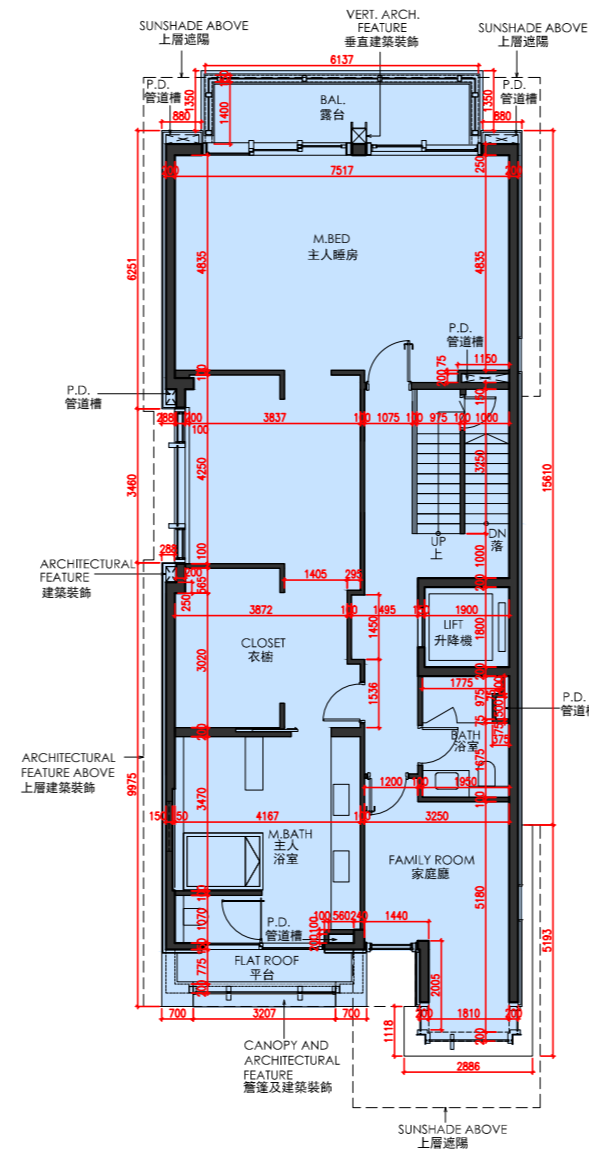
Scale 0M/米 5M/米
比例



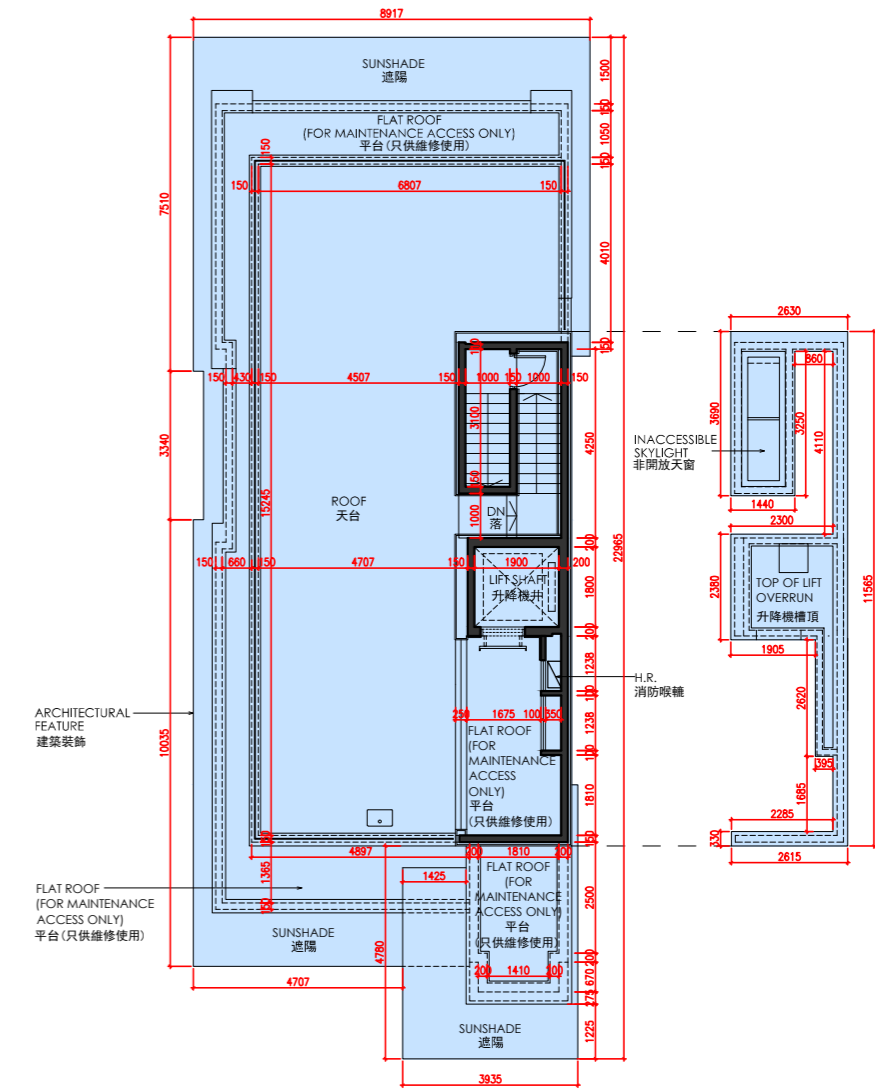
2 LUCCA AVENUE
林海徑2號



1/F FLOOR PLAN
1樓樓面平面圖



2/F FLOOR PLAN
2樓樓面平面圖



ROOF PLAN
天台平面圖



FLOOR PLANS OF RESIDENTIAL PROPERTIES IN THE DEVELOPMENT
發展項目的住宅物業的樓面平面圖

| Floor 樓層 | The floor-to-floor height of each residential property (mm) 每個住宅物業的層與層之間的高度 (毫米) | The thickness of the floor slabs (excluding plaster) of each residential property (mm) 每個住宅物業的樓板 (不包括灰泥) 的厚度 (毫米) |
|-------------|---|--|
| B/F 地庫 | 5100 | 1600 |
| G/F 地下 | 4150, 4200, 7200 | 150, 200, 250 |
| 1/F 1樓 | 3250, 3275, 3450, 3500 | 150, 175, 200 |
| 2/F 2樓 | 3500 | 150, 175, 225 |
| R/F 天台 | Not Applicable 不適用 | Not Applicable 不適用 |

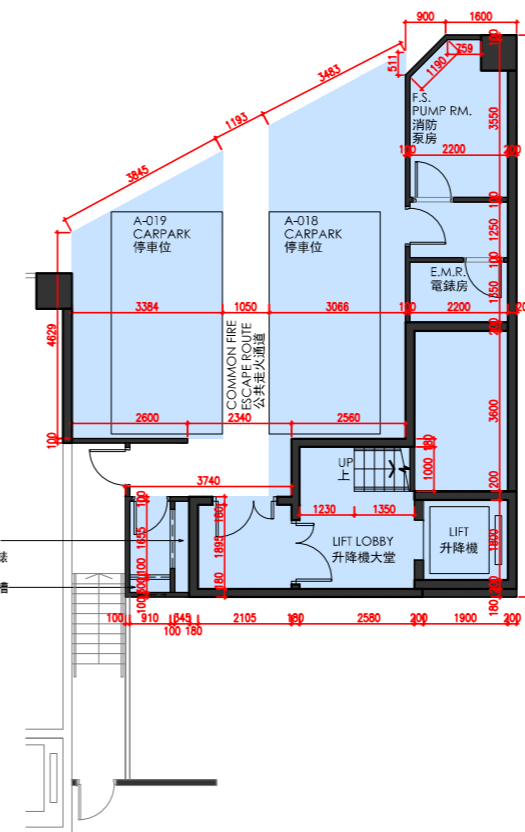
The internal areas of the residential properties on the upper floors will generally be slightly larger than those on the lower floors because of the reducing thickness of the structural walls on the upper floors. 因住宅物業的較高樓層結構牆的厚度遞減，較高樓層的內部面積，一般比較低樓層的內部面積稍大。

Notes:

- There may be architectural features and/or exposed pipes on external walls and/or windows of the residential units. For details, please refer to the latest approved building plans.
- Drainage pipes enclosed in cladding are installed at the external wall of the residential units. Also, drainage pipes will run through the flat roof, roof and/or garden of the residential units.
- The condensers of the VRV air-conditioners are located on Roof.
- There are ceiling bulkheads in living rooms, dining rooms, bedrooms, store, corridors, kitchens, air conditioning plant room and/or other rooms or areas of the residential units for the air-conditioning pipes and/or M&E services.
- The internal ceiling height within residential units may vary due to structural, architectural and/or decoration design variations.
- Some louvers that are installed at false ceilings may not be indicated on the floor plans.
- Symbols of fittings and fitments such as bathtub, sink, water closet, shower, sink counter, etc. are prepared based on the latest approved building plans and are for general indication only.
- Please refer to the "Relevant Information" section in this sales brochure for the details of "Protruding structures".

備註:

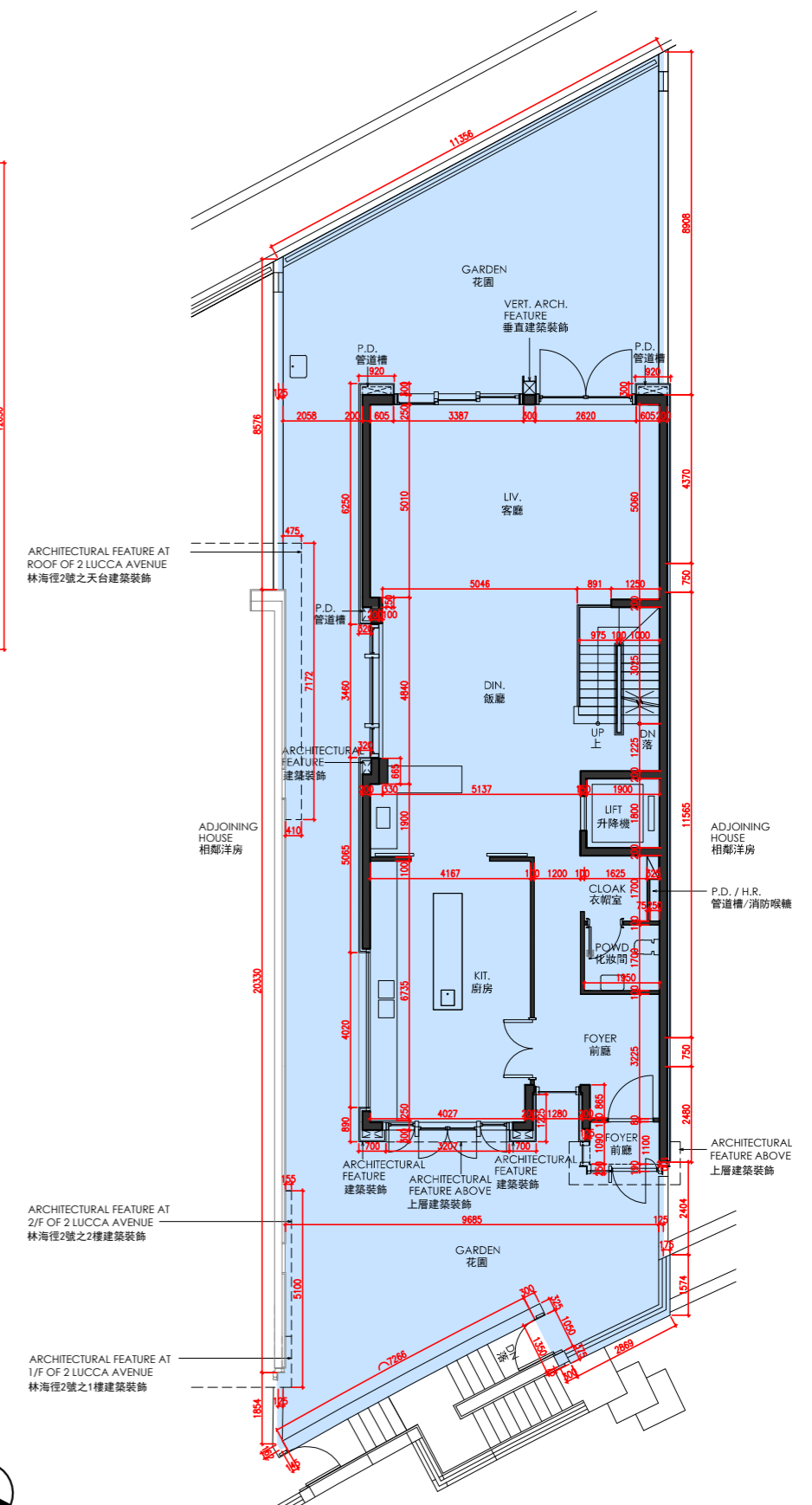
- 住宅單位外牆及/或窗戶設有建築裝飾及/或外露喉管，詳細資料請參考最新批准的建築圖則。
- 住宅單位外牆裝飾板內設有喉管。喉管亦安裝於住宅單位之平台、天台及/或花園內。
- VRV分體式空調冷氣機的冷凝器位於天台。
- 住宅單位客廳、飯廳、睡房、儲物室、走廊、廚房、冷氣機房及/或其他房間或空間的裝飾橫樑裝置冷氣喉管及/或機電設備。
- 住宅單位的天花高度將會因應其結構、建築設計及/或裝修設計上的需要而有差異。
- 部份百葉窗安裝於假天花且沒有於平面圖顯示。
- 樓面平面圖上所顯示的裝置符號，如浴缸、洗滌盆、座廁、花灑、洗滌盆櫃等乃按最新的經批准的建築圖則繪製，只作一般示意用途。
- 有關「伸出建構物」之詳情，請參閱本售樓說明書中「有關資料」之部份。



B/F FLOOR PLAN
地庫樓面平面圖

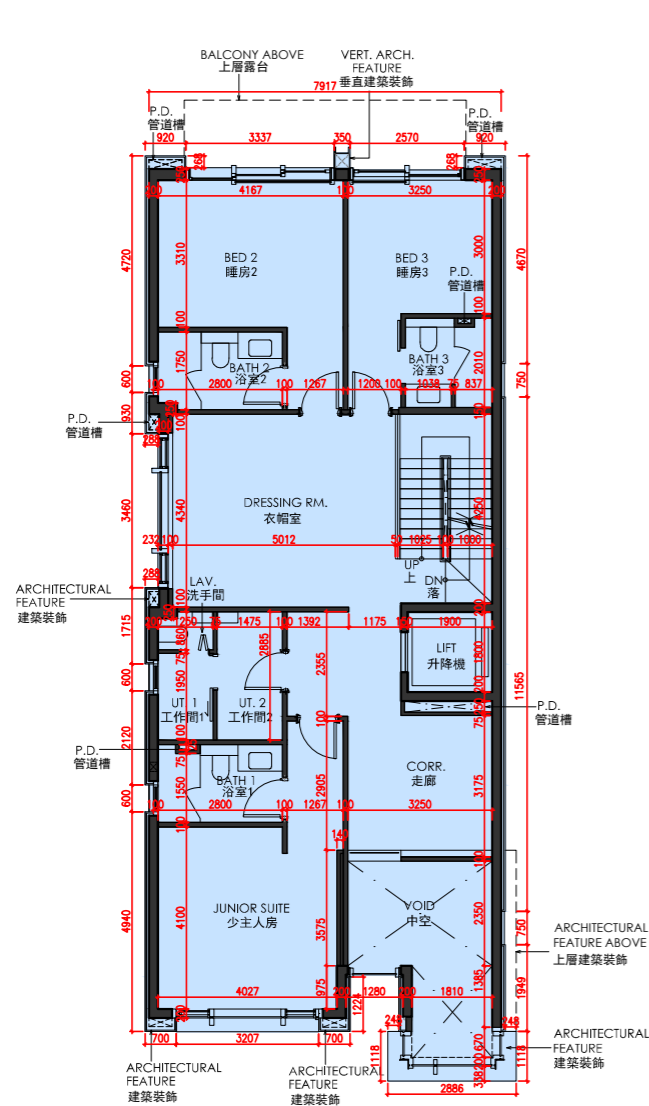


3 LUCCA AVENUE
林海徑3號

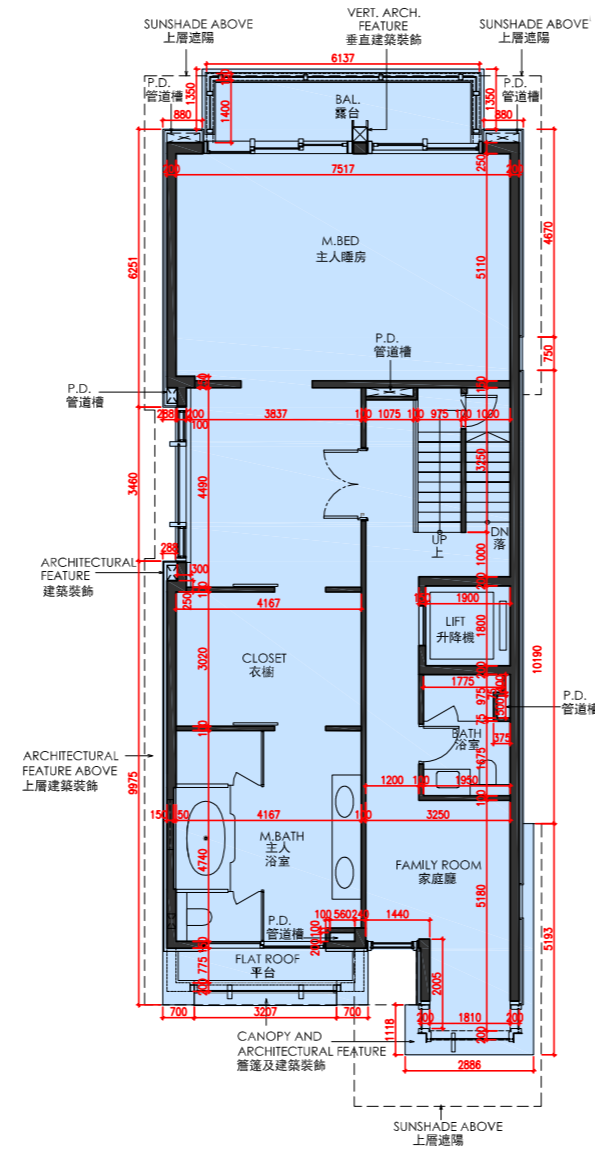


G/F FLOOR PLAN
地下樓面平面圖

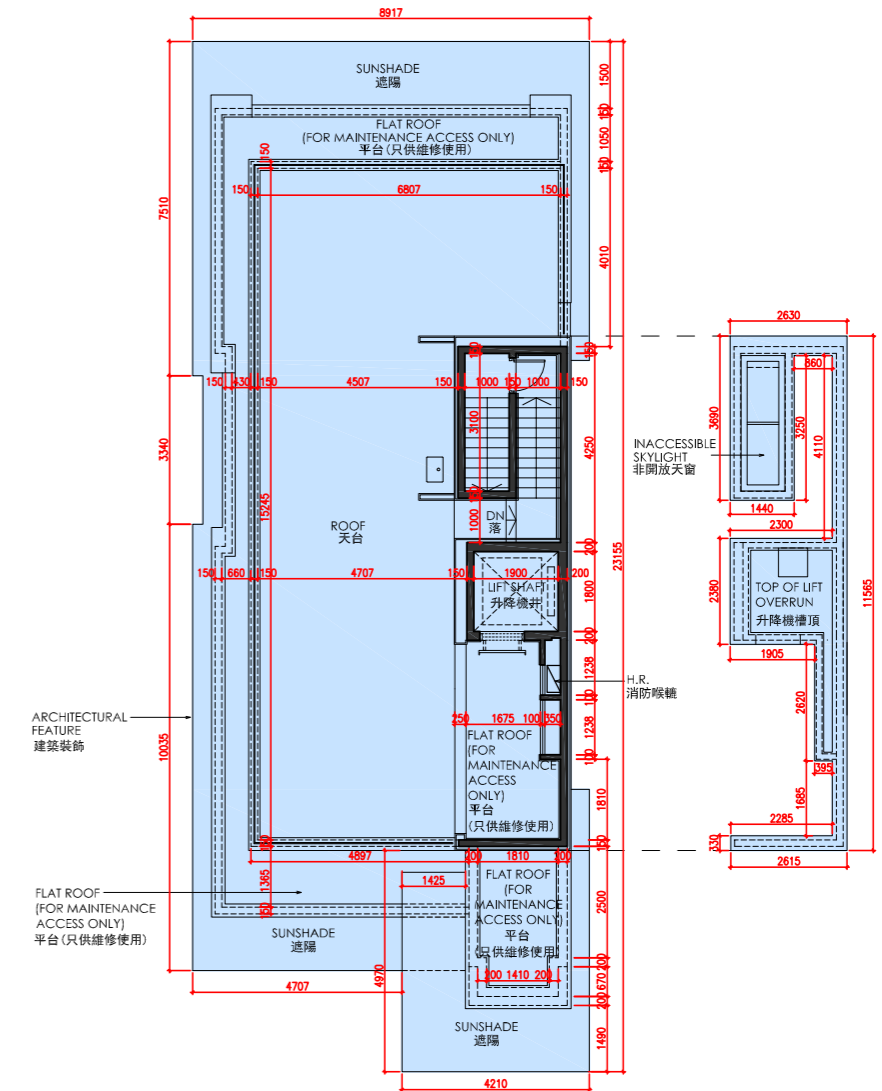
3 LUCCA AVENUE
林海徑3號



1/F FLOOR PLAN
1樓樓面平面圖



2/F FLOOR PLAN
2樓樓面平面圖



ROOF PLAN
天台平面圖



FLOOR PLANS OF RESIDENTIAL PROPERTIES IN THE DEVELOPMENT 發展項目的住宅物業的樓面平面圖

| Floor 樓層 | The floor-to-floor height of each residential property (mm) 每個住宅物業的層與層之間的高度 (毫米) | The thickness of the floor slabs (excluding plaster) of each residential property (mm) 每個住宅物業的樓板 (不包括灰泥) 的厚度 (毫米) |
|-------------|---|--|
| B/F 地庫 | 5100 | 1600 |
| G/F 地下 | 4150, 4200, 7200 | 150, 200, 250 |
| 1/F 1樓 | 3250, 3275, 3450, 3500 | 150, 175, 200 |
| 2/F 2樓 | 3500 | 150, 175, 225 |
| R/F 天台 | Not Applicable 不適用 | Not Applicable 不適用 |

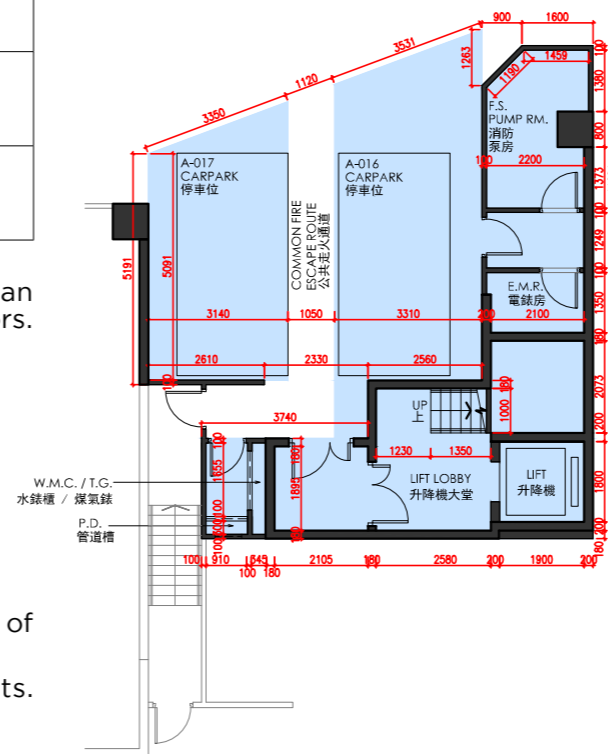
The internal areas of the residential properties on the upper floors will generally be slightly larger than those on the lower floors because of the reducing thickness of the structural walls on the upper floors. 因住宅物業的較高樓層結構牆的厚度遞減，較高樓層的內部面積，一般比較低樓層的內部面積稍大。

Notes:

- There may be architectural features and/or exposed pipes on external walls and/or windows of the residential units. For details, please refer to the latest approved building plans.
- Drainage pipes enclosed in cladding are installed at the external wall of the residential units. Also, drainage pipes will run through the flat roof, roof and/or garden of the residential units.
- The condensers of the VRV air-conditioners are located on Roof.
- There are ceiling bulkheads in living rooms, dining rooms, bedrooms, store, corridors, kitchens, air conditioning plant room and/or other rooms or areas of the residential units for the air-conditioning pipes and/or M&E services.
- The internal ceiling height within residential units may vary due to structural, architectural and/or decoration design variations.
- Some louvers that are installed at false ceilings may not be indicated on the floor plans.
- Symbols of fittings and fitments such as bathtub, sink, water closet, shower, sink counter, etc. are prepared based on the latest approved building plans and are for general indication only.
- Please refer to the "Relevant Information" section in this sales brochure for the details of "Protruding structures".

備註:

- 住宅單位外牆及/或窗戶設有建築裝飾及/或外露喉管，詳細資料請參考最新批准的建築圖則。
- 住宅單位外牆裝飾板內設有喉管。喉管亦安裝於住宅單位之平台、天台及/或花園內。
- VRV分體式空調冷氣機的冷凝器位於天台。
- 住宅單位客廳、飯廳、睡房、儲物室、走廊、廚房、冷氣機房及/或其他房間或空間的裝飾橫樑裝置冷氣喉管及/或機電設備。
- 住宅單位的天花高度將會因應其結構、建築設計及/或裝修設計上的需要而有差異。
- 部份百葉窗安裝於假天花且沒有於平面圖顯示。
- 樓面平面圖上所顯示的裝置符號，如浴缸、洗滌盆、座廁、花灑、洗滌盆櫃等乃按最新的經批准的建築圖則繪製，只作一般示意用途。
- 有關「伸出建構物」之詳情，請參閱本售樓說明書中「有關資料」之部份。

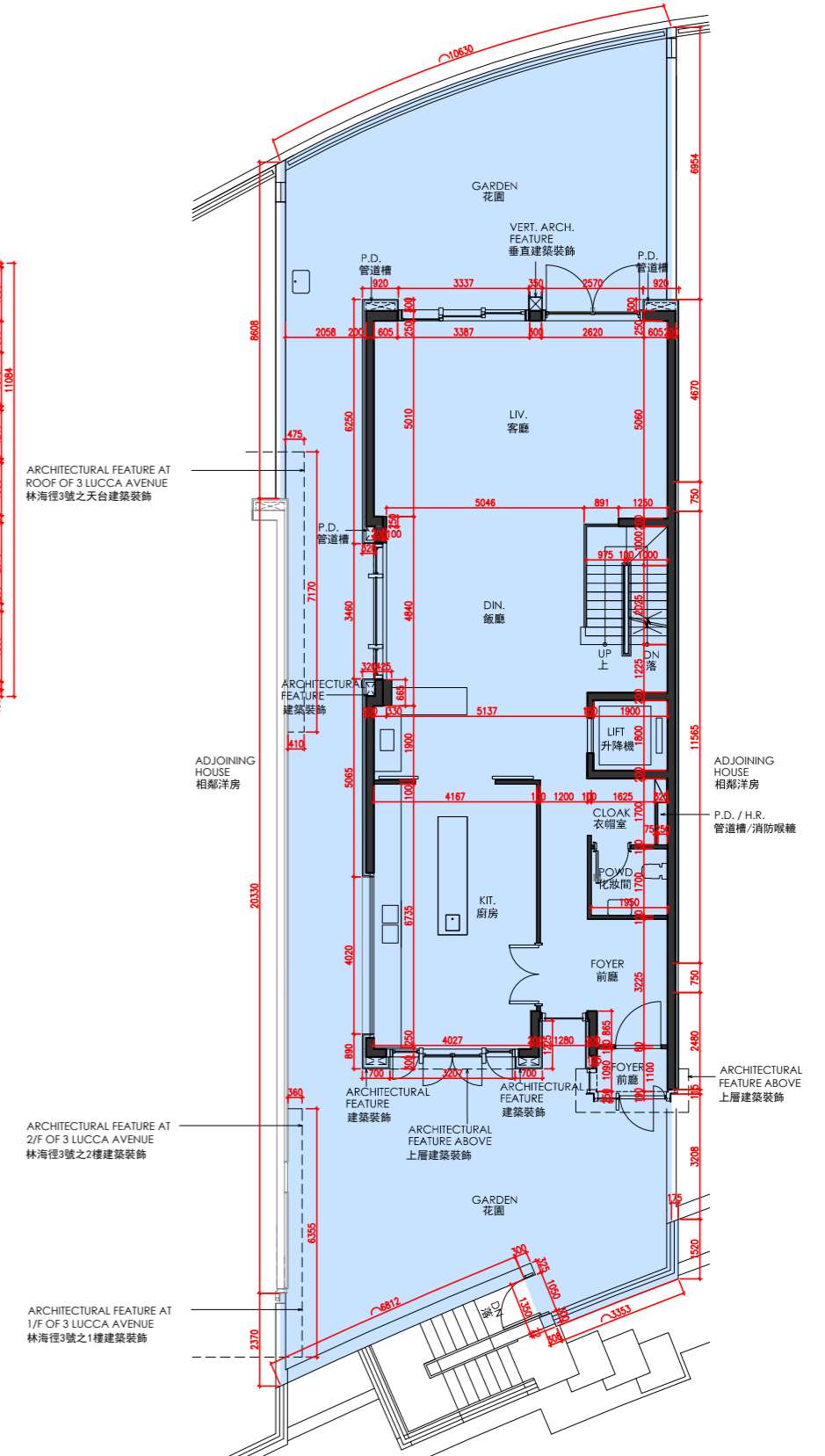


B/F FLOOR PLAN
地庫樓面平面圖

Scale 比例 | 0M/米 | 5M/米

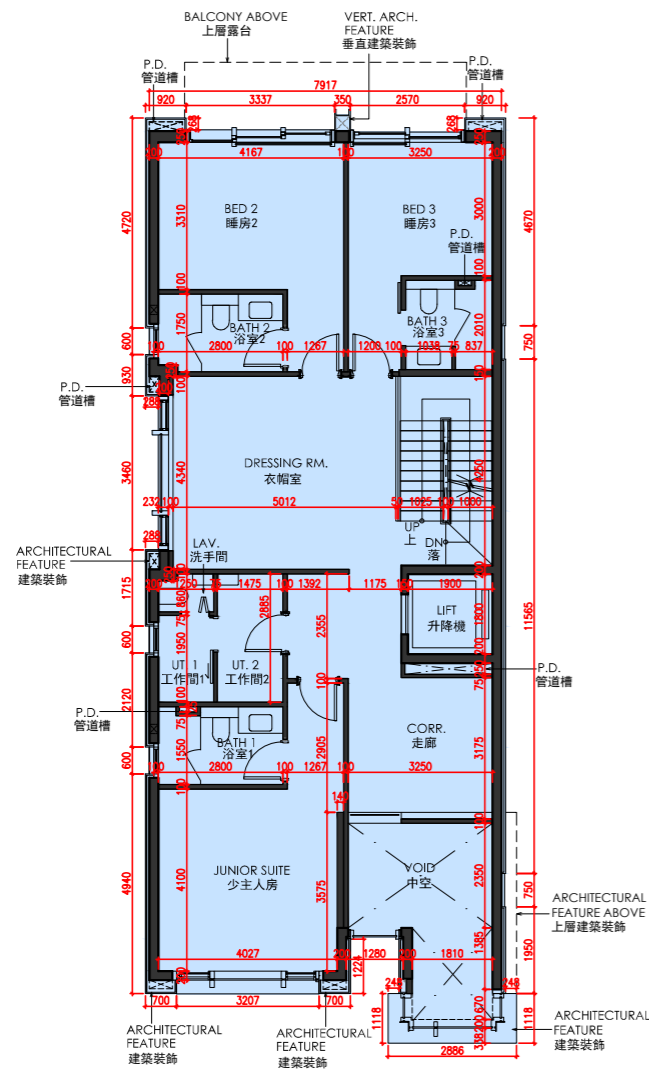


5 LUCCA AVENUE 林海徑5號

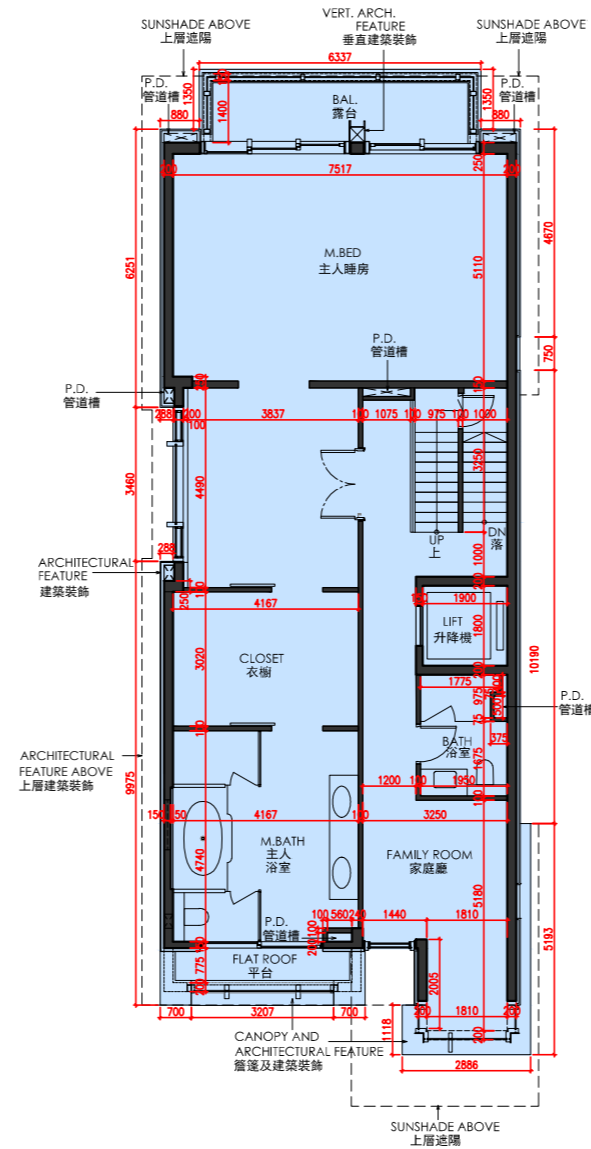


G/F FLOOR PLAN
地下樓面平面圖

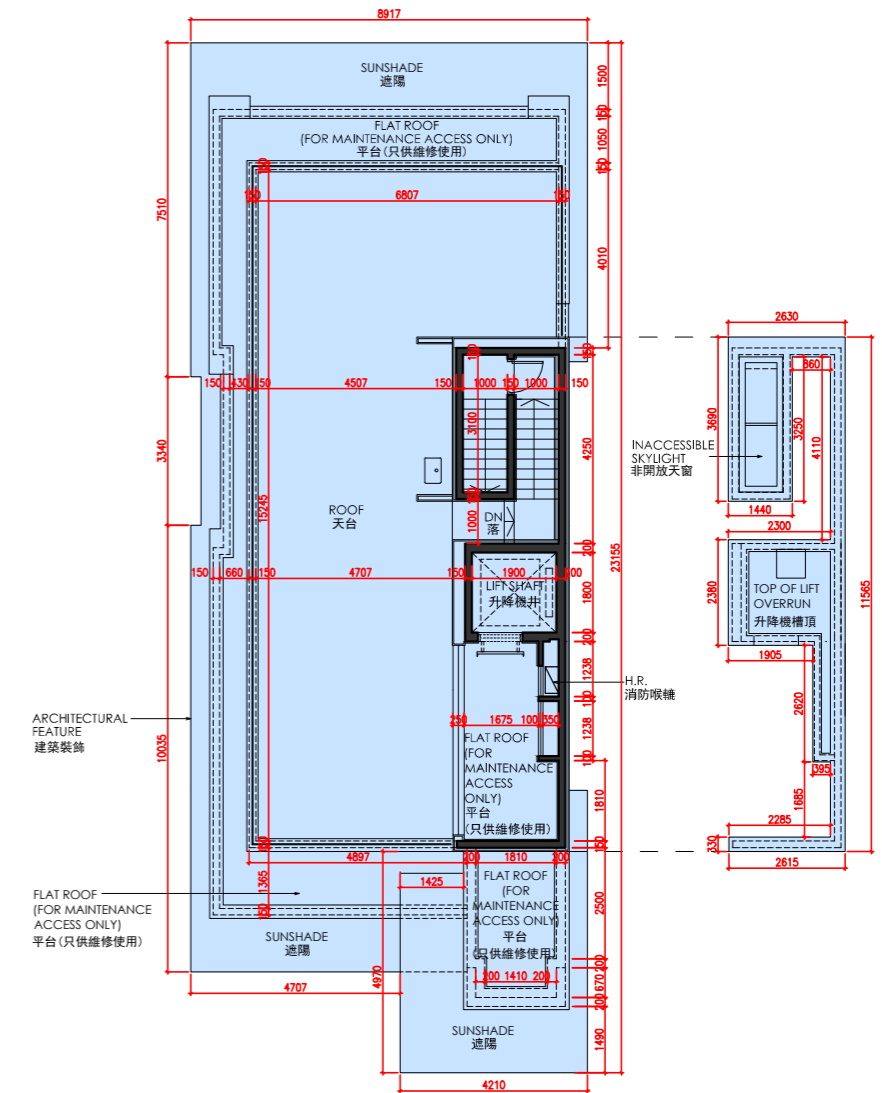
5 LUCCA AVENUE
林海徑5號



1/F FLOOR PLAN
1樓樓面平面圖



2/F FLOOR PLAN
2樓樓面平面圖



ROOF PLAN
天台平面圖

FLOOR PLANS OF RESIDENTIAL PROPERTIES IN THE DEVELOPMENT 發展項目的住宅物業的樓面平面圖

| Floor 樓層 | The floor-to-floor height of each residential property (mm) 每個住宅物業的層與層之間的高度 (毫米) | The thickness of the floor slabs (excluding plaster) of each residential property (mm) 每個住宅物業的樓板 (不包括灰泥) 的厚度 (毫米) |
|-------------|---|--|
| B/F 地庫 | 5100 | 1600 |
| G/F 地下 | 4150, 4200, 7200 | 150, 200, 250 |
| 1/F 1樓 | 3250, 3275, 3450, 3500 | 150, 175, 200 |
| 2/F 2樓 | 3500 | 150, 175, 225 |
| R/F 天台 | Not Applicable 不適用 | Not Applicable 不適用 |

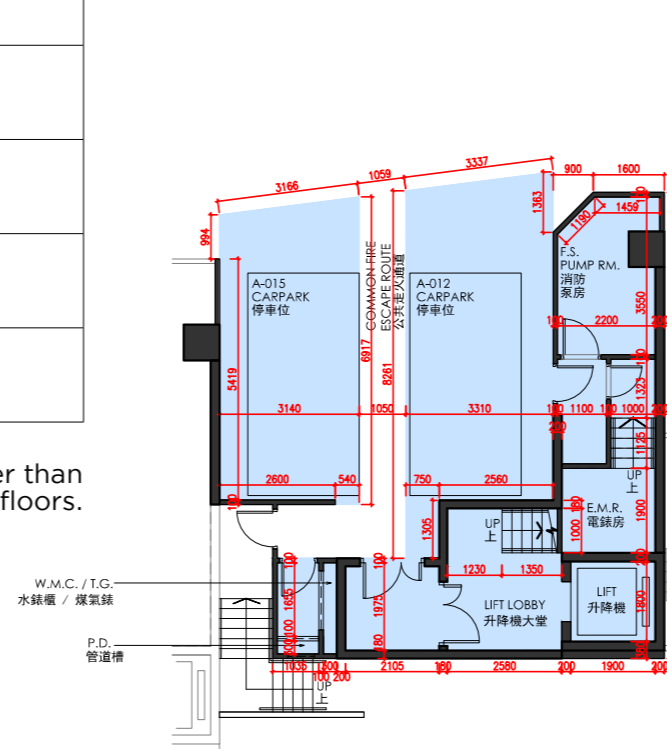
The internal areas of the residential properties on the upper floors will generally be slightly larger than those on the lower floors because of the reducing thickness of the structural walls on the upper floors. 因住宅物業的較高樓層結構牆的厚度遞減，較高樓層的內部面積，一般比較低樓層的內部面積稍大。

Notes:

- There may be architectural features and/or exposed pipes on external walls and/or windows of the residential units. For details, please refer to the latest approved building plans.
- Drainage pipes enclosed in cladding are installed at the external wall of the residential units. Also, drainage pipes will run through the flat roof, roof and/or garden of the residential units.
- The condensers of the VRV air-conditioners are located on Roof.
- There are ceiling bulkheads in living rooms, dining rooms, bedrooms, store, corridors, kitchens, air conditioning plant room and/or other rooms or areas of the residential units for the air-conditioning pipes and/or M&E services.
- The internal ceiling height within residential units may vary due to structural, architectural and/or decoration design variations.
- Some louvers that are installed at false ceilings may not be indicated on the floor plans.
- Symbols of fittings and fitments such as bathtub, sink, water closet, shower, sink counter, etc. are prepared based on the latest approved building plans and are for general indication only.
- Please refer to the "Relevant Information" section in this sales brochure for the details of "Protruding structures".

備註:

- 住宅單位外牆及/或窗戶設有建築裝飾及/或外露喉管，詳細資料請參考最新批准的建築圖則。
- 住宅單位外牆裝飾板內設有喉管。喉管亦安裝於住宅單位之平台、天台及/或花園內。
- VRV分體式空調冷氣機的冷凝器位於天台。
- 住宅單位客廳、飯廳、睡房、儲物室、走廊、廚房、冷氣機房及/或其他房間或空間的裝飾橫樑裝置冷氣喉管及/或機電設備。
- 住宅單位的天花高度將會因應其結構、建築設計及/或裝修設計上的需要而有差異。
- 部份百葉窗安裝於假天花且沒有於平面圖顯示。
- 樓面平面圖上所顯示的裝置符號，如浴缸、洗滌盆、座廁、花灑、洗滌盆櫃等乃按最新的經批准的建築圖則繪製，只作一般示意用途。
- 有關「伸出建構物」之詳情，請參閱本售樓說明書中「有關資料」之部份。

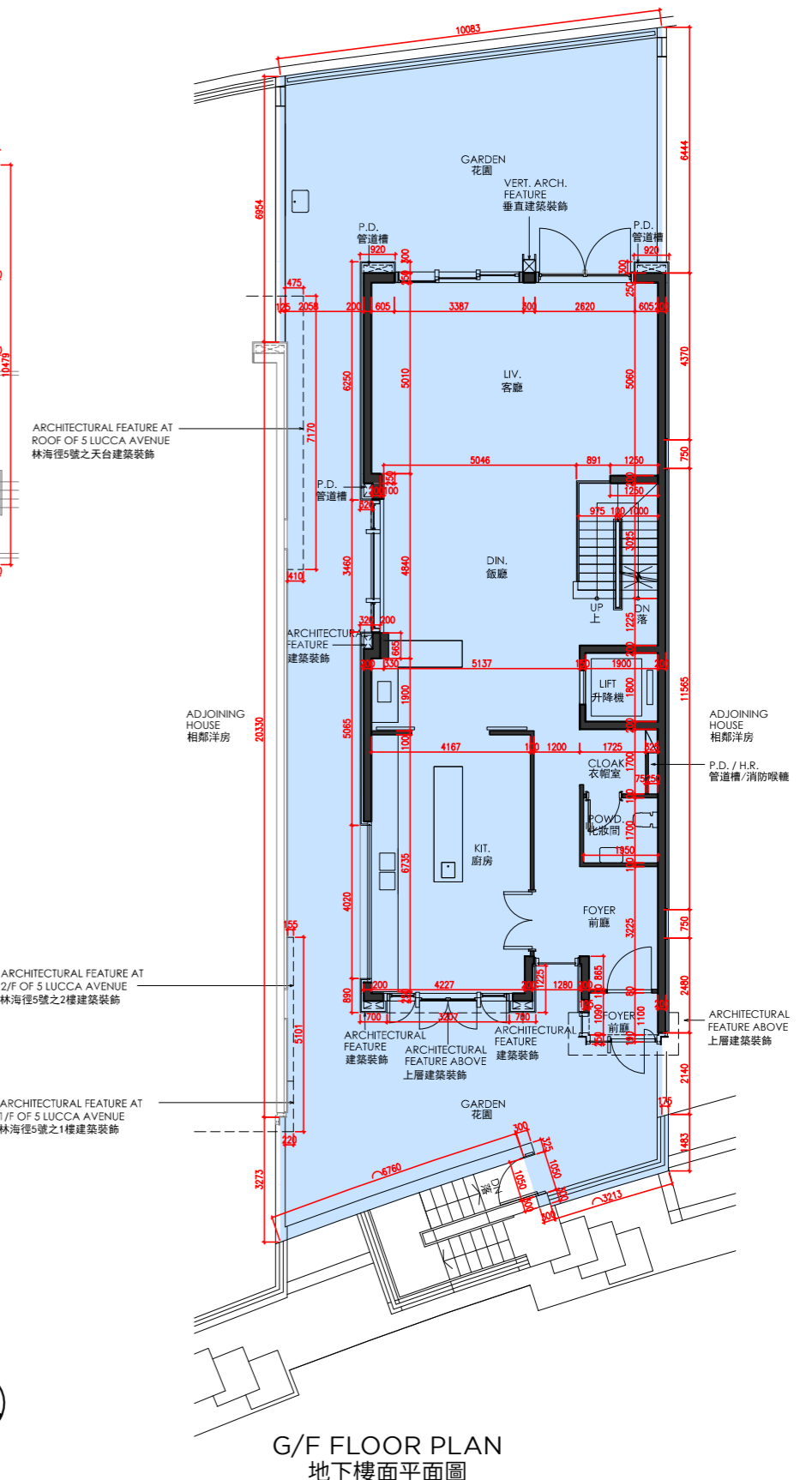


B/F FLOOR PLAN
地庫樓面平面圖

Scale 比例 0M/米 5M/米

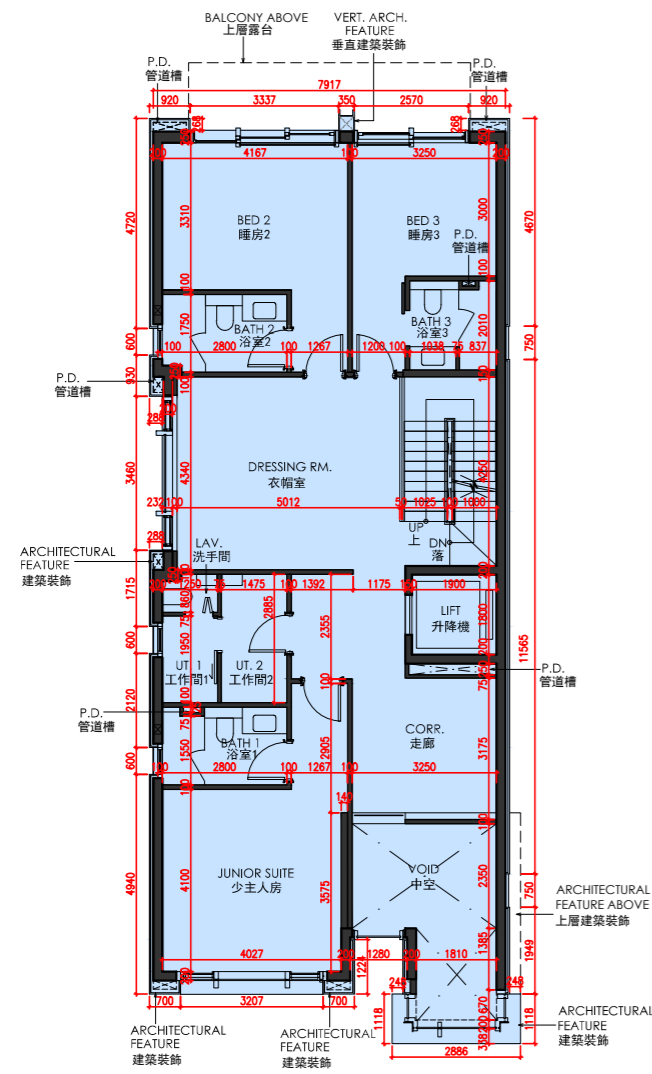


6 LUCCA AVENUE 林海徑6號

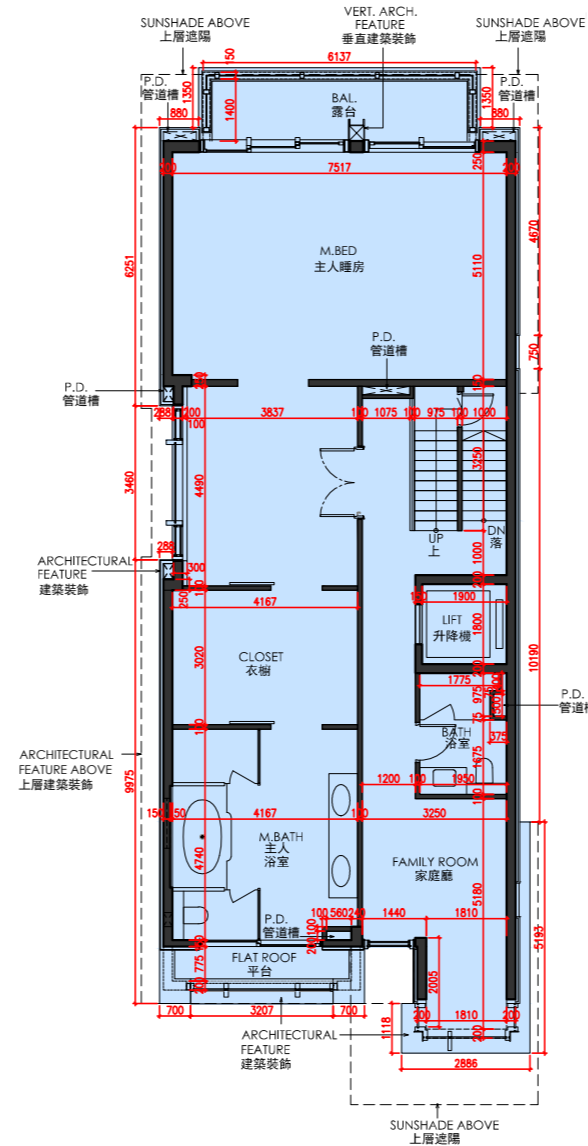


G/F FLOOR PLAN
地下樓面平面圖

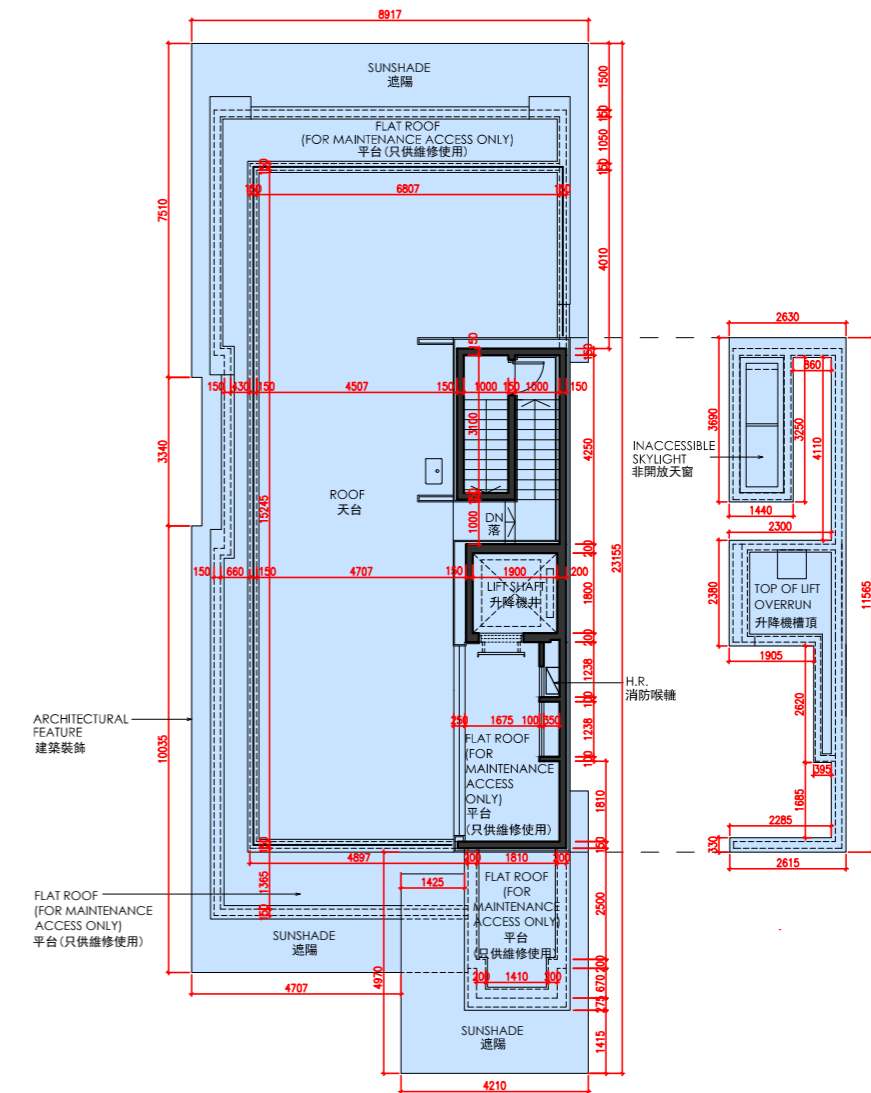
6 LUCCA AVENUE
林海徑6號



1/F FLOOR PLAN
1樓樓面平面圖



2/F FLOOR PLAN
2樓樓面平面圖



ROOF PLAN
天台平面圖



FLOOR PLANS OF RESIDENTIAL PROPERTIES IN THE DEVELOPMENT 發展項目的住宅物業的樓面平面圖

| Floor 樓層 | The floor-to-floor height of each residential property (mm) 每個住宅物業的層與層之間的高度 (毫米) | The thickness of the floor slabs (excluding plaster) of each residential property (mm) 每個住宅物業的樓板 (不包括灰泥) 的厚度 (毫米) |
|-------------|---|--|
| B/F 地庫 | 5100 | 1600 |
| G/F 地下 | 4150, 4200, 7200 | 150, 200, 250 |
| 1/F 1樓 | 3250, 3275, 3450, 3500 | 150, 175, 200 |
| 2/F 2樓 | 3500 | 150, 175, 225 |
| R/F 天台 | Not Applicable 不適用 | Not Applicable 不適用 |

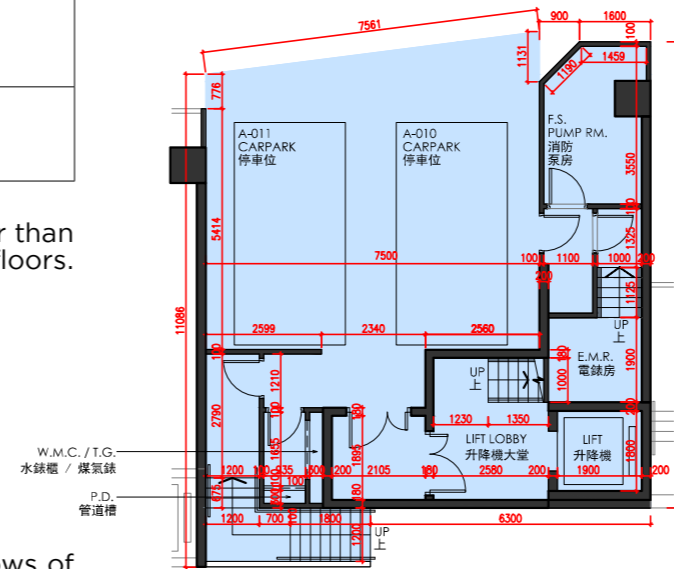
The internal areas of the residential properties on the upper floors will generally be slightly larger than those on the lower floors because of the reducing thickness of the structural walls on the upper floors. 因住宅物業的較高樓層結構牆的厚度遞減，較高樓層的內部面積，一般比較低樓層的內部面積稍大。

Notes:

- There may be architectural features and/or exposed pipes on external walls and/or windows of the residential units. For details, please refer to the latest approved building plans.
- Drainage pipes enclosed in cladding are installed at the external wall of the residential units. Also, drainage pipes will run through the flat roof, roof and/or garden of the residential units.
- The condensers of the VRV air-conditioners are located on Roof.
- There are ceiling bulkheads in living rooms, dining rooms, bedrooms, store, corridors, kitchens, air conditioning plant room and/or other rooms or areas of the residential units for the air-conditioning pipes and/or M&E services.
- The internal ceiling height within residential units may vary due to structural, architectural and/or decoration design variations.
- Some louvers that are installed at false ceilings may not be indicated on the floor plans.
- Symbols of fittings and fitments such as bathtub, sink, water closet, shower, sink counter, etc. are prepared based on the latest approved building plans and are for general indication only.
- Please refer to the "Relevant Information" section in this sales brochure for the details of "Protruding structures".

備註:

- 住宅單位外牆及/或窗戶設有建築裝飾及/或外露喉管，詳細資料請參考最新批准的建築圖則。
- 住宅單位外牆裝飾板內設有喉管。喉管亦安裝於住宅單位之平台、天台及/或花園內。
- VRV分體式空調冷氣機的冷凝器位於天台。
- 住宅單位客廳、飯廳、睡房、儲物室、走廊、廚房、冷氣機房及/或其他房間或空間的裝飾橫樑裝置冷氣喉管及/或機電設備。
- 住宅單位的天花高度將會因應其結構、建築設計及/或裝修設計上的需要而有差異。
- 部份百葉窗安裝於假天花且沒有於平面圖顯示。
- 樓面平面圖上所顯示的裝置符號，如浴缸、洗滌盆、座廁、花灑、洗滌盆櫃等乃按最新的經批准的建築圖則繪製，只作一般示意用途。
- 有關「伸出建構物」之詳情，請參閱本售樓說明書中「有關資料」之部份。

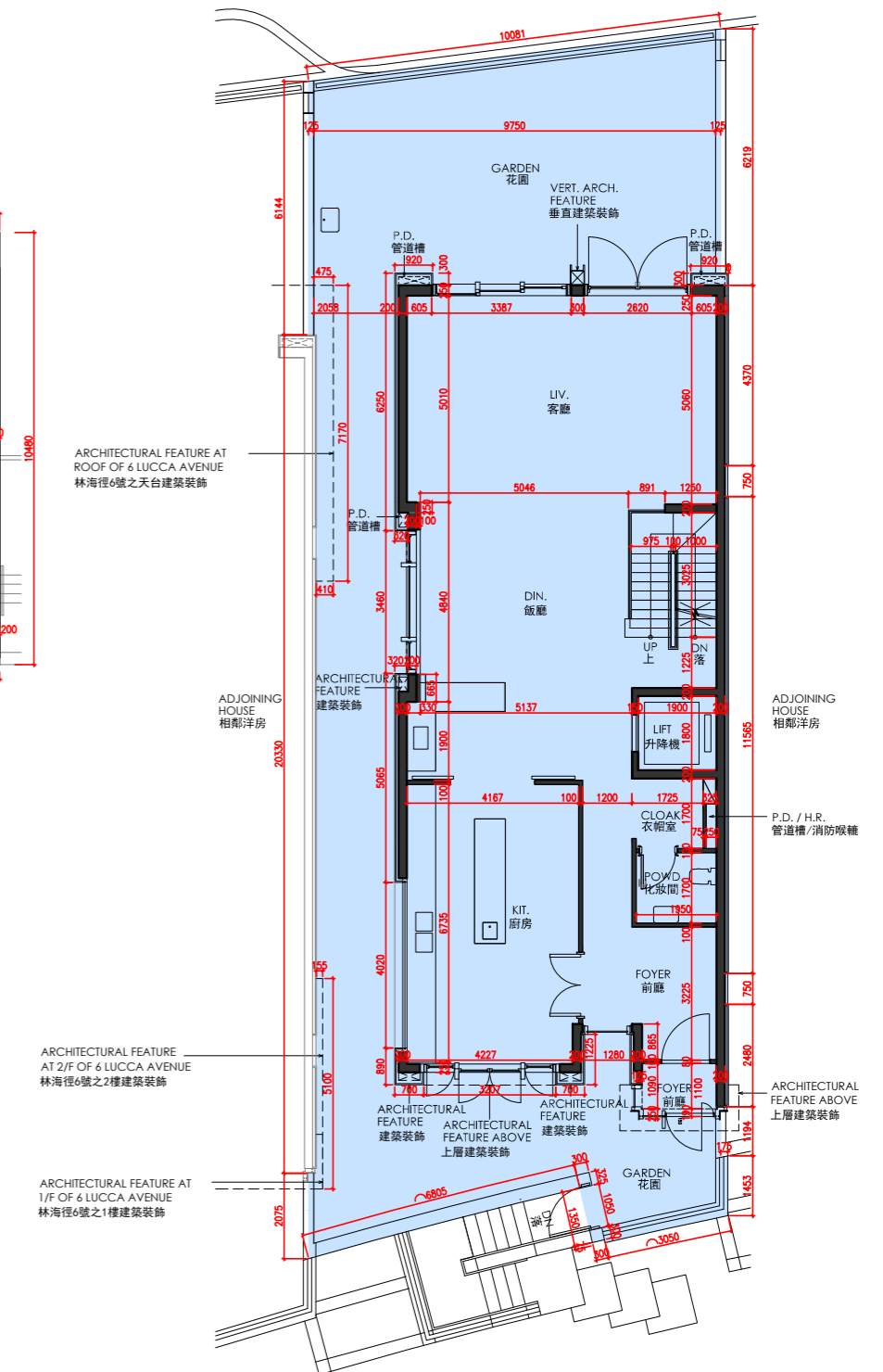


B/F FLOOR PLAN
地庫樓面平面圖

Scale 比例 | 0M/米 5M/米

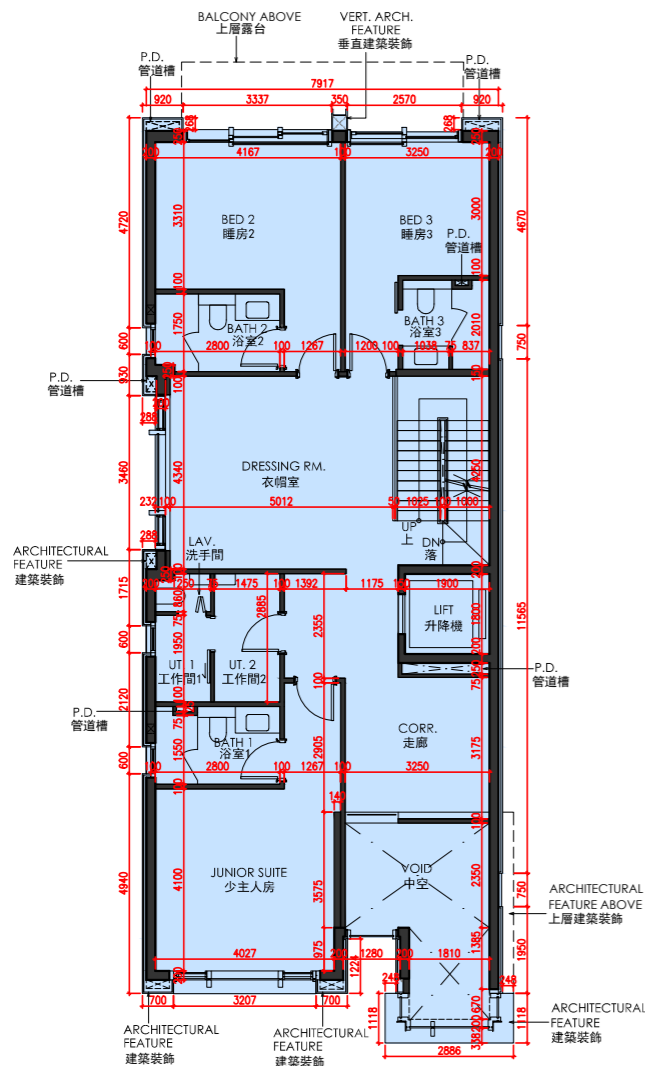


7 LUCCA AVENUE 林海徑7號

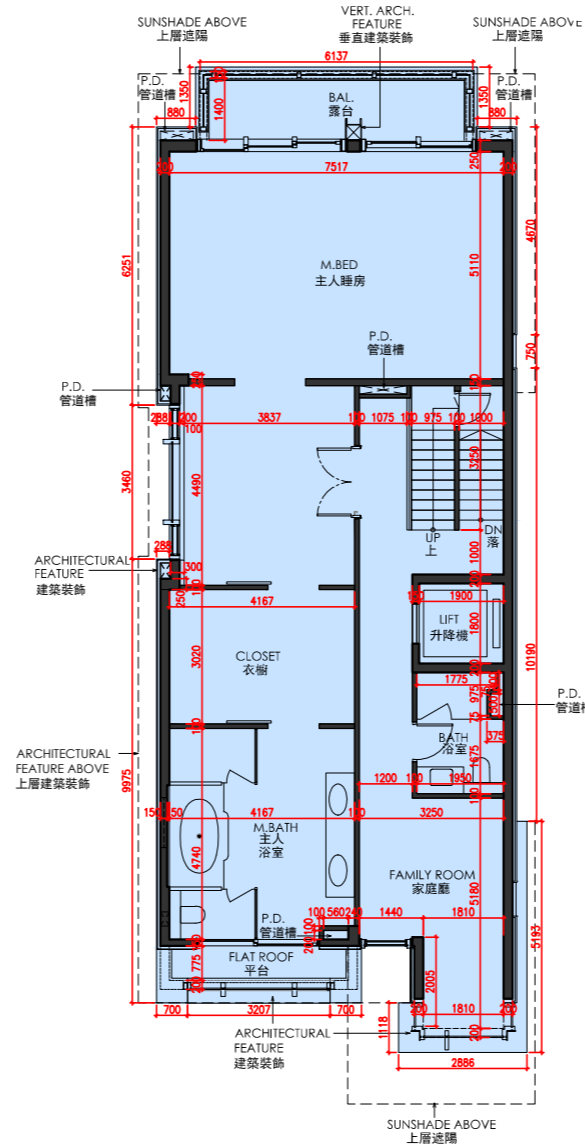


G/F FLOOR PLAN
地下樓面平面圖

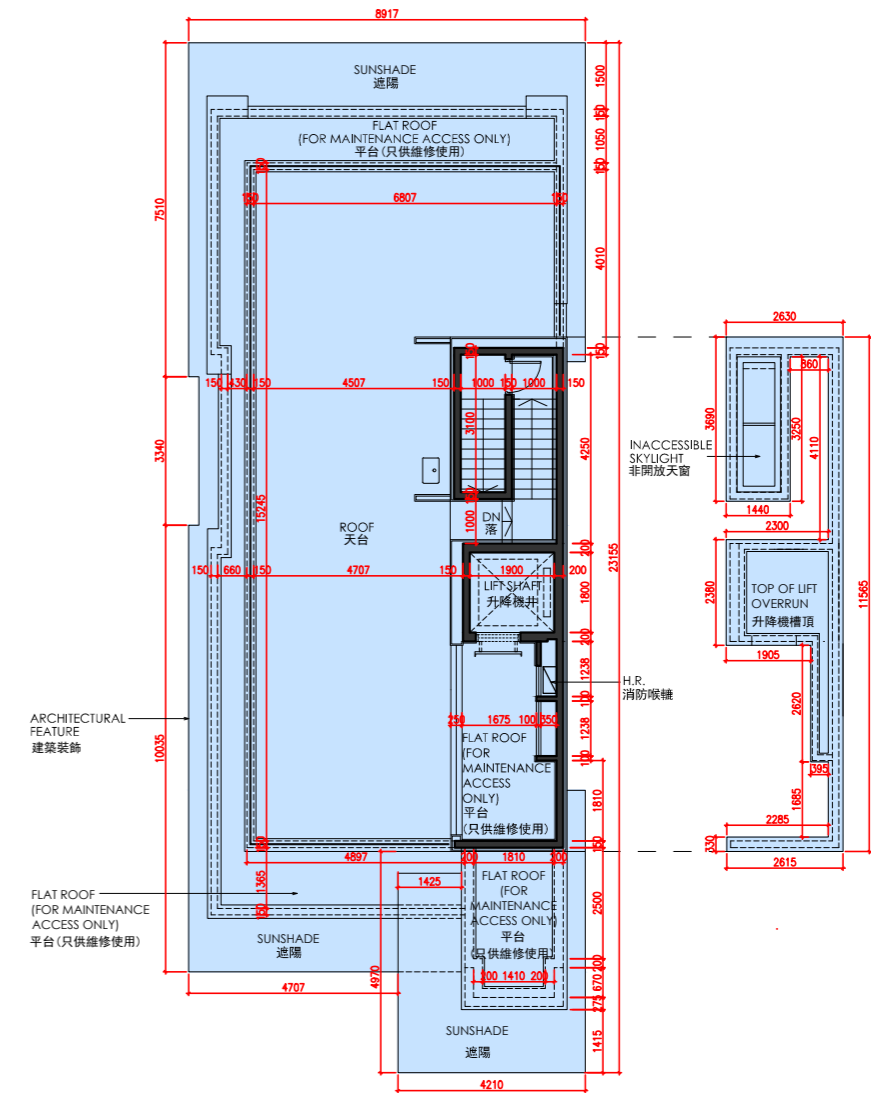
7 LUCCA AVENUE
林海徑7號



1/F FLOOR PLAN
1樓樓面平面圖



2/F FLOOR PLAN
2樓樓面平面圖



ROOF PLAN
天台平面圖



FLOOR PLANS OF RESIDENTIAL PROPERTIES IN THE DEVELOPMENT
發展項目的住宅物業的樓面平面圖

| Floor 樓層 | The floor-to-floor height of each residential property (mm) 每個住宅物業的層與層之間的高度 (毫米) | The thickness of the floor slabs (excluding plaster) of each residential property (mm) 每個住宅物業的樓板 (不包括灰泥) 的厚度 (毫米) |
|-------------|---|--|
| B/F 地庫 | 5100 | 1600 |
| G/F 地下 | 4150, 4200, 7200 | 150, 200, 250 |
| 1/F 1樓 | 3250, 3275, 3450, 3500 | 150, 175, 200 |
| 2/F 2樓 | 3500 | 150, 175, 225 |
| R/F 天台 | Not Applicable 不適用 | Not Applicable 不適用 |

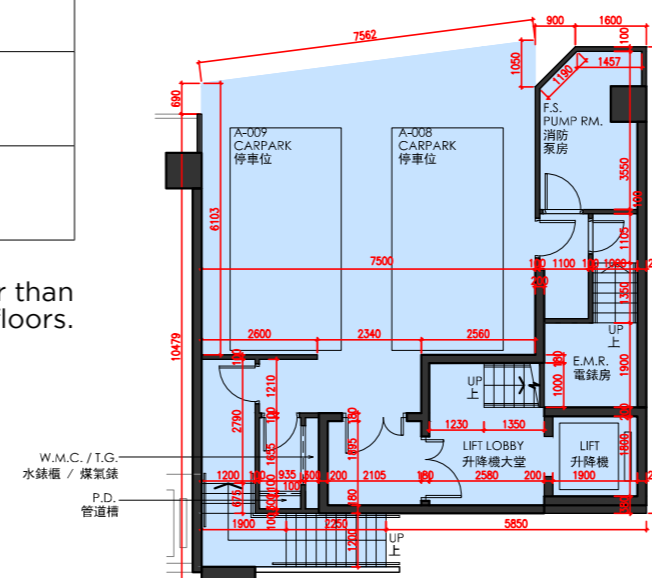
The internal areas of the residential properties on the upper floors will generally be slightly larger than those on the lower floors because of the reducing thickness of the structural walls on the upper floors. 因住宅物業的較高樓層結構牆的厚度遞減，較高樓層的內部面積，一般比較低樓層的內部面積稍大。

Notes:

- There may be architectural features and/or exposed pipes on external walls and/or windows of the residential units. For details, please refer to the latest approved building plans.
- Drainage pipes enclosed in cladding are installed at the external wall of the residential units. Also, drainage pipes will run through the flat roof, roof and/or garden of the residential units.
- The condensers of the VRV air-conditioners are located on Roof.
- There are ceiling bulkheads in living rooms, dining rooms, bedrooms, store, corridors, kitchens, air conditioning plant room and/or other rooms or areas of the residential units for the air-conditioning pipes and/or M&E services.
- The internal ceiling height within residential units may vary due to structural, architectural and/or decoration design variations.
- Some louvers that are installed at false ceilings may not be indicated on the floor plans.
- Symbols of fittings and fitments such as bathtub, sink, water closet, shower, sink counter, etc. are prepared based on the latest approved building plans and are for general indication only.
- Please refer to the "Relevant Information" section in this sales brochure for the details of "Protruding structures".

備註:

- 住宅單位外牆及/或窗戶設有建築裝飾及/或外露喉管，詳細資料請參考最新批准的建築圖則。
- 住宅單位外牆裝飾板內設有喉管。喉管亦安裝於住宅單位之平台、天台及/或花園內。
- VRV分體式空調冷氣機的冷凝器位於天台。
- 住宅單位客廳、飯廳、睡房、儲物室、走廊、廚房、冷氣機房及/或其他房間或空間的裝飾橫樑裝置冷氣喉管及/或機電設備。
- 住宅單位的天花高度將會因應其結構、建築設計及/或裝修設計上的需要而有差異。
- 部份百葉窗安裝於假天花且沒有於平面圖顯示。
- 樓面平面圖上所顯示的裝置符號，如浴缸、洗滌盆、座廁、花灑、洗滌盆櫃等乃按最新的經批准的建築圖則繪製，只作一般示意用途。
- 有關「伸出建構物」之詳情，請參閱本售樓說明書中「有關資料」之部份。

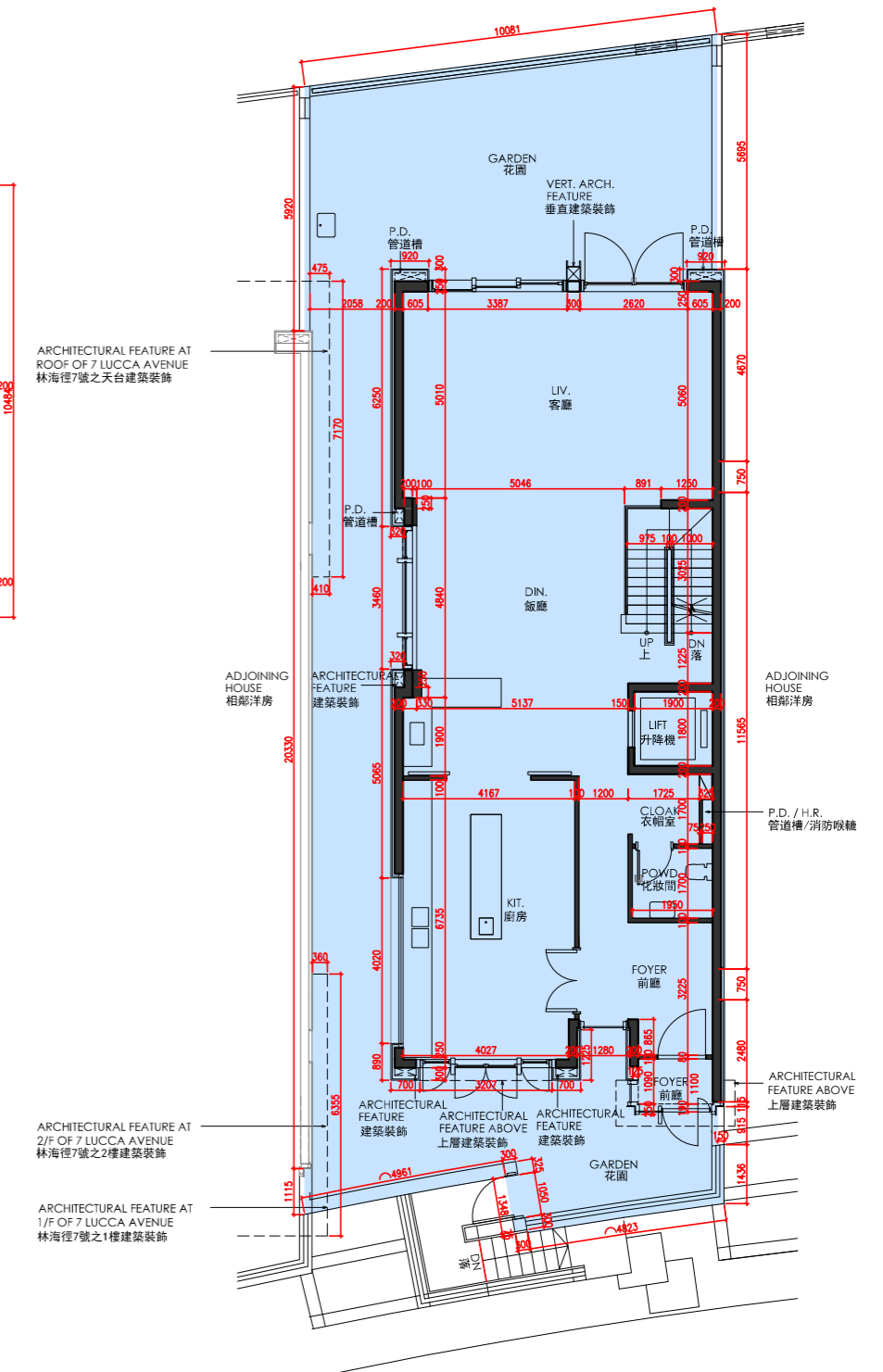


B/F FLOOR PLAN
地庫樓面平面圖

Scale 比例 | 0M/米 5M/米

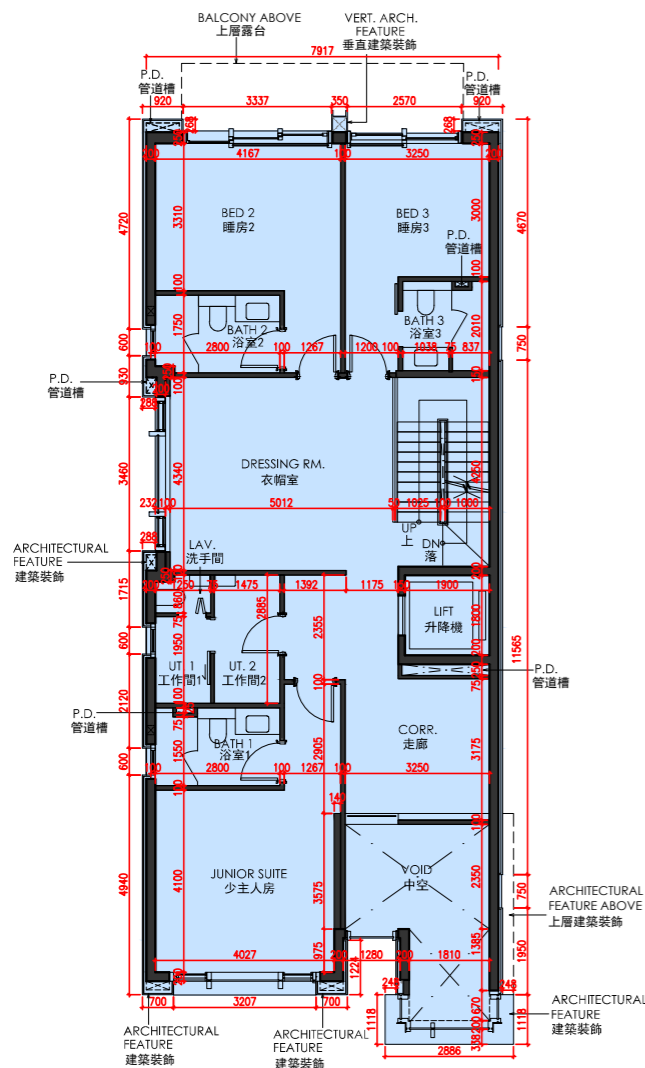


8 LUCCA AVENUE
林海徑8號

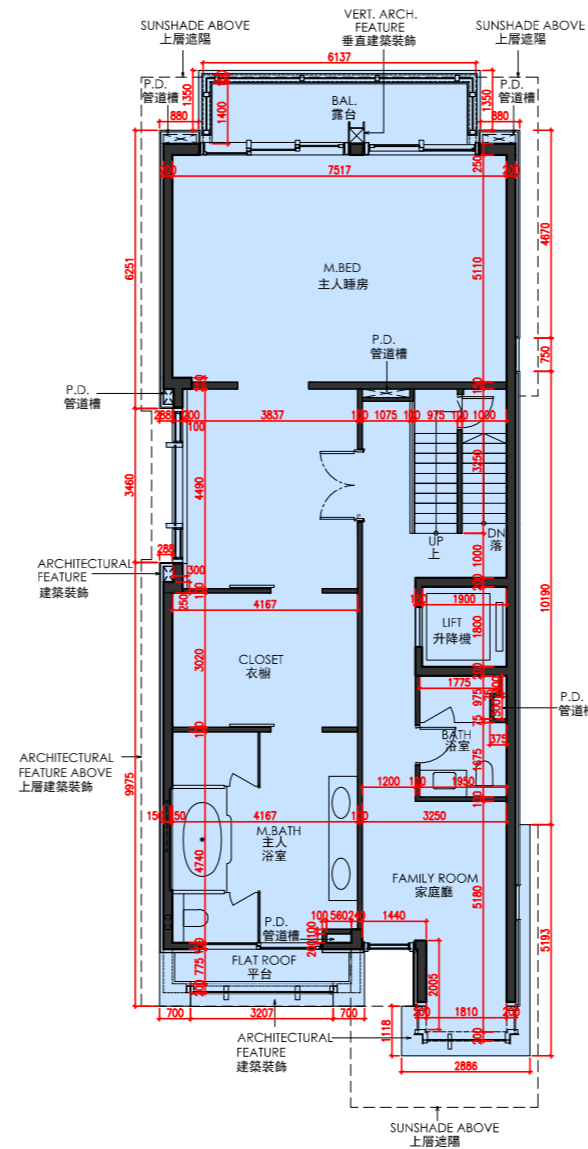


G/F FLOOR PLAN
地下樓面平面圖

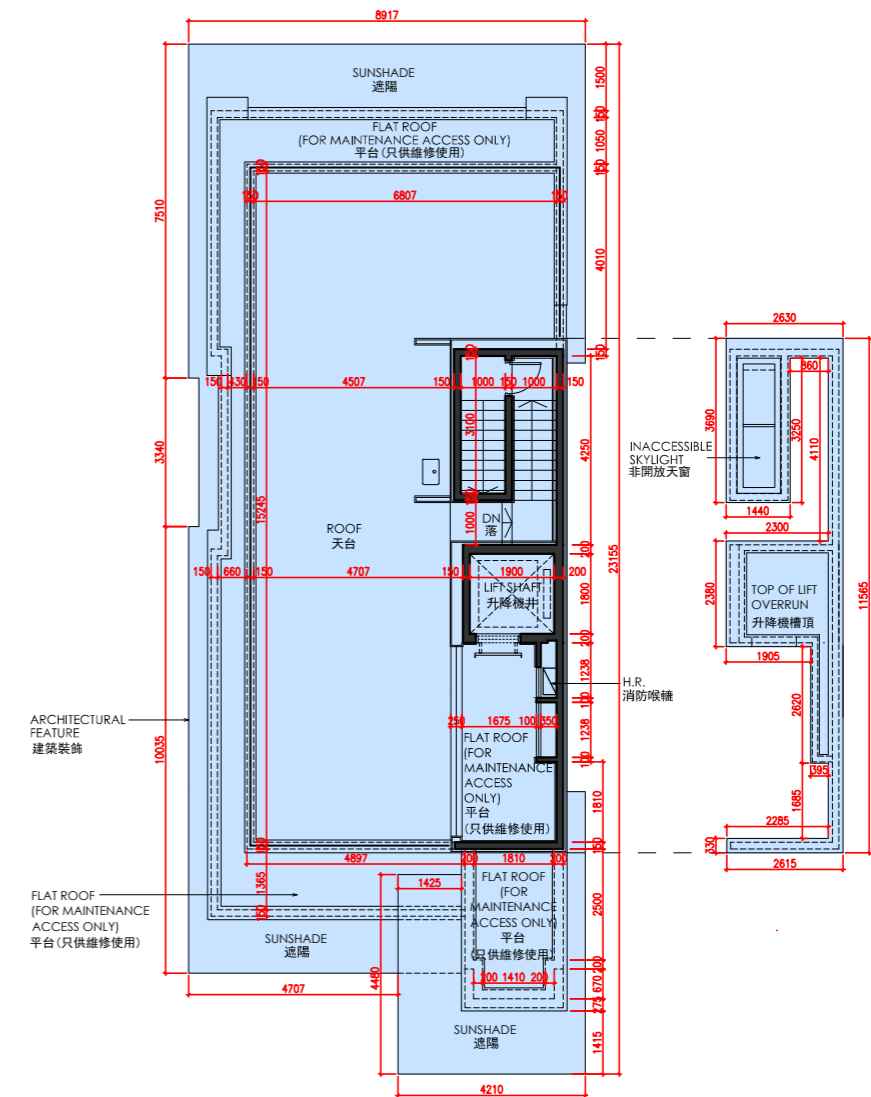
8 LUCCA AVENUE
林海徑8號



1/F FLOOR PLAN
1樓樓面平面圖



2/F FLOOR PLAN
2樓樓面平面圖



ROOF PLAN
天台平面圖



FLOOR PLANS OF RESIDENTIAL PROPERTIES IN THE DEVELOPMENT 發展項目的住宅物業的樓面平面圖

| Floor 樓層 | The floor-to-floor height of each residential property (mm) 每個住宅物業的層與層之間的高度 (毫米) | The thickness of the floor slabs (excluding plaster) of each residential property (mm) 每個住宅物業的樓板 (不包括灰泥) 的厚度 (毫米) |
|-------------|---|--|
| B/F 地庫 | 5100 | 1600 |
| G/F 地下 | 4150, 4200, 7200 | 150, 200, 250 |
| 1/F 1樓 | 3250, 3275, 3450, 3500 | 150, 175, 200 |
| 2/F 2樓 | 3500 | 150, 175, 225 |
| R/F 天台 | Not Applicable 不適用 | Not Applicable 不適用 |

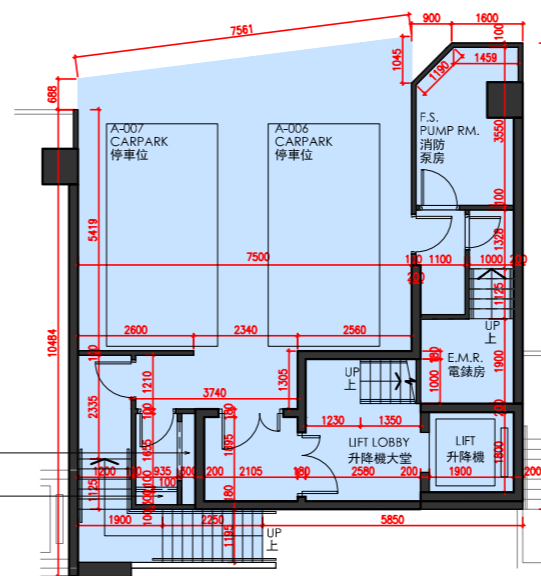
The internal areas of the residential properties on the upper floors will generally be slightly larger than those on the lower floors because of the reducing thickness of the structural walls on the upper floors. 因住宅物業的較高樓層結構牆的厚度遞減，較高樓層的內部面積，一般比較低樓層的內部面積稍大。

Notes:

- There may be architectural features and/or exposed pipes on external walls and/or windows of the residential units. For details, please refer to the latest approved building plans.
- Drainage pipes enclosed in cladding are installed at the external wall of the residential units. Also, drainage pipes will run through the flat roof, roof and/or garden of the residential units.
- The condensers of the VRV air-conditioners are located on Roof.
- There are ceiling bulkheads in living rooms, dining rooms, bedrooms, store, corridors, kitchens, air conditioning plant room and/or other rooms or areas of the residential units for the air-conditioning pipes and/or M&E services.
- The internal ceiling height within residential units may vary due to structural, architectural and/or decoration design variations.
- Some louvers that are installed at false ceilings may not be indicated on the floor plans.
- Symbols of fittings and fitments such as bathtub, sink, water closet, shower, sink counter, etc. are prepared based on the latest approved building plans and are for general indication only.
- Please refer to the "Relevant Information" section in this sales brochure for the details of "Protruding structures".

備註:

- 住宅單位外牆及/或窗戶設有建築裝飾及/或外露喉管，詳細資料請參考最新批准的建築圖則。
- 住宅單位外牆裝飾板內設有喉管。喉管亦安裝於住宅單位之平台、天台及/或花園內。
- VRV分體式空調冷氣機的冷凝器位於天台。
- 住宅單位客廳、飯廳、睡房、儲物室、走廊、廚房、冷氣機房及/或其他房間或空間的裝飾橫樑裝置冷氣喉管及/或機電設備。
- 住宅單位的天花高度將會因應其結構、建築設計及/或裝修設計上的需要而有差異。
- 部份百葉窗安裝於假天花且沒有於平面圖顯示。
- 樓面平面圖上所顯示的裝置符號，如浴缸、洗滌盆、座廁、花灑、洗滌盆櫃等乃按最新的經批准的建築圖則繪製，只作一般示意用途。
- 有關「伸出建構物」之詳情，請參閱本售樓說明書中「有關資料」之部份。

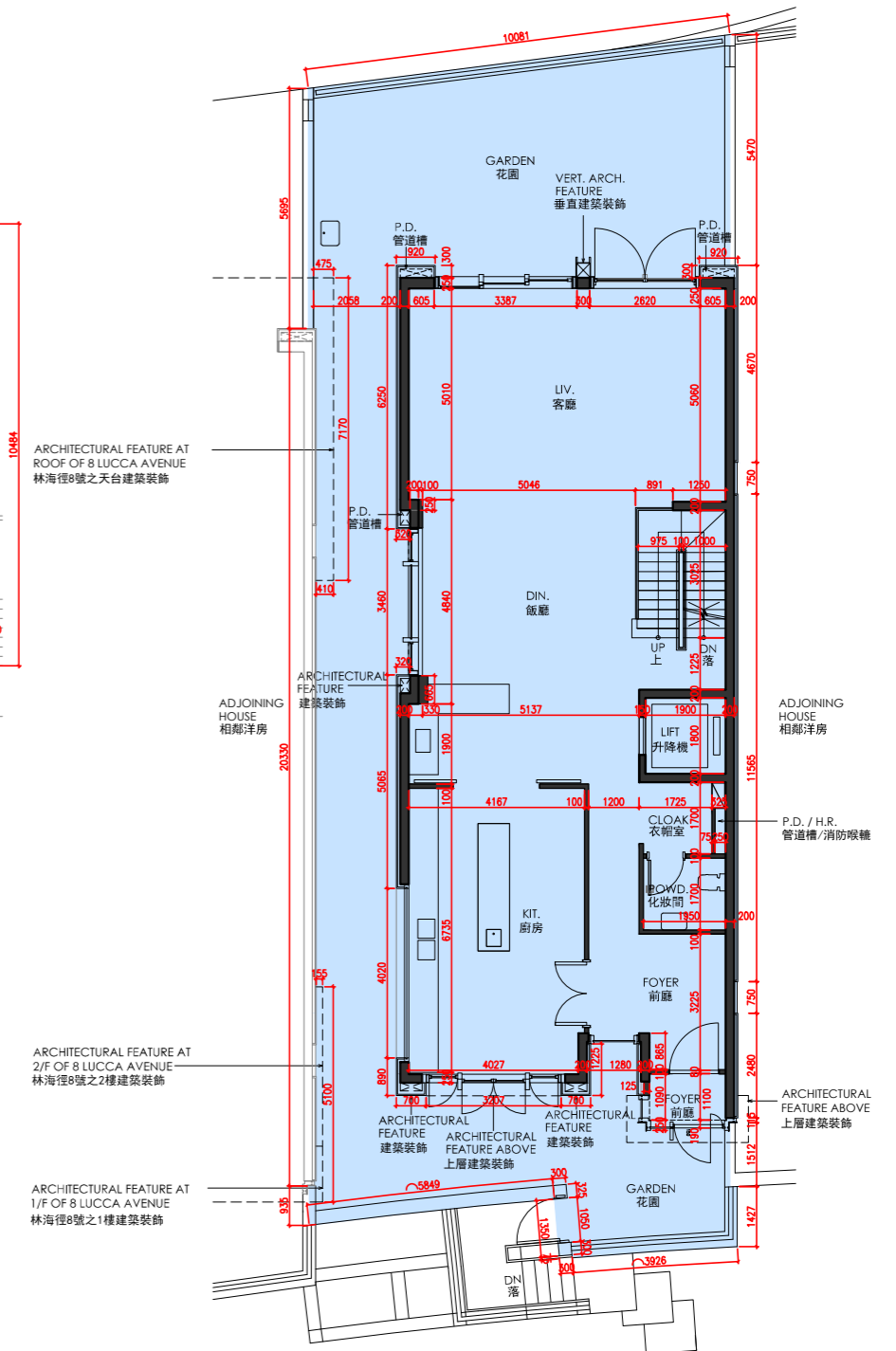


B/F FLOOR PLAN
地庫樓面平面圖

Scale 比例 | 0M/米 5M/米

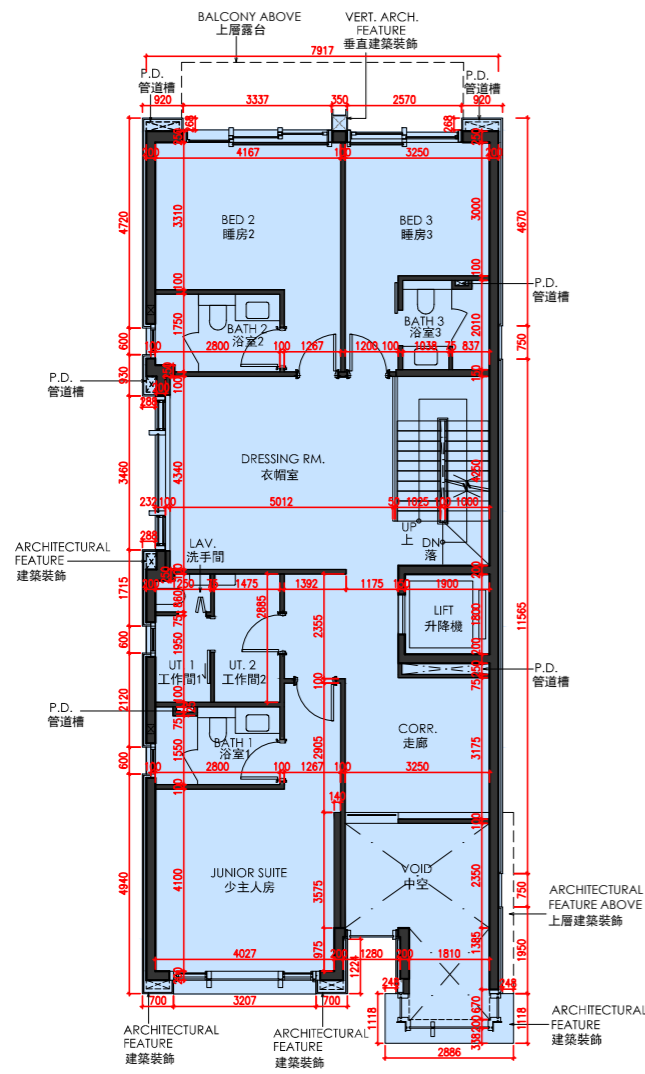


9 LUCCA AVENUE 林海徑9號

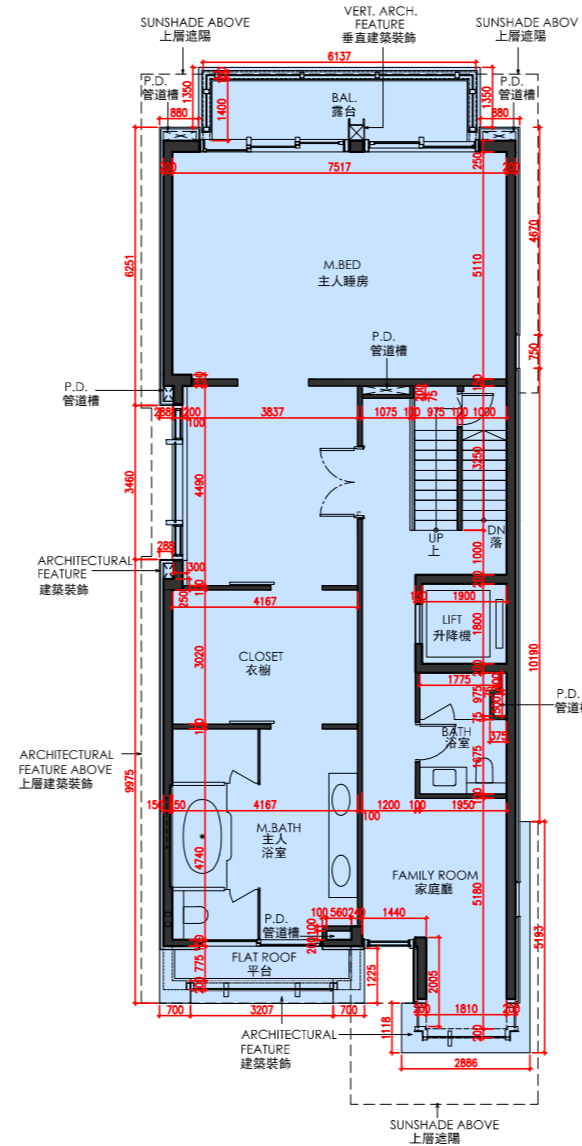


G/F FLOOR PLAN
地下樓面平面圖

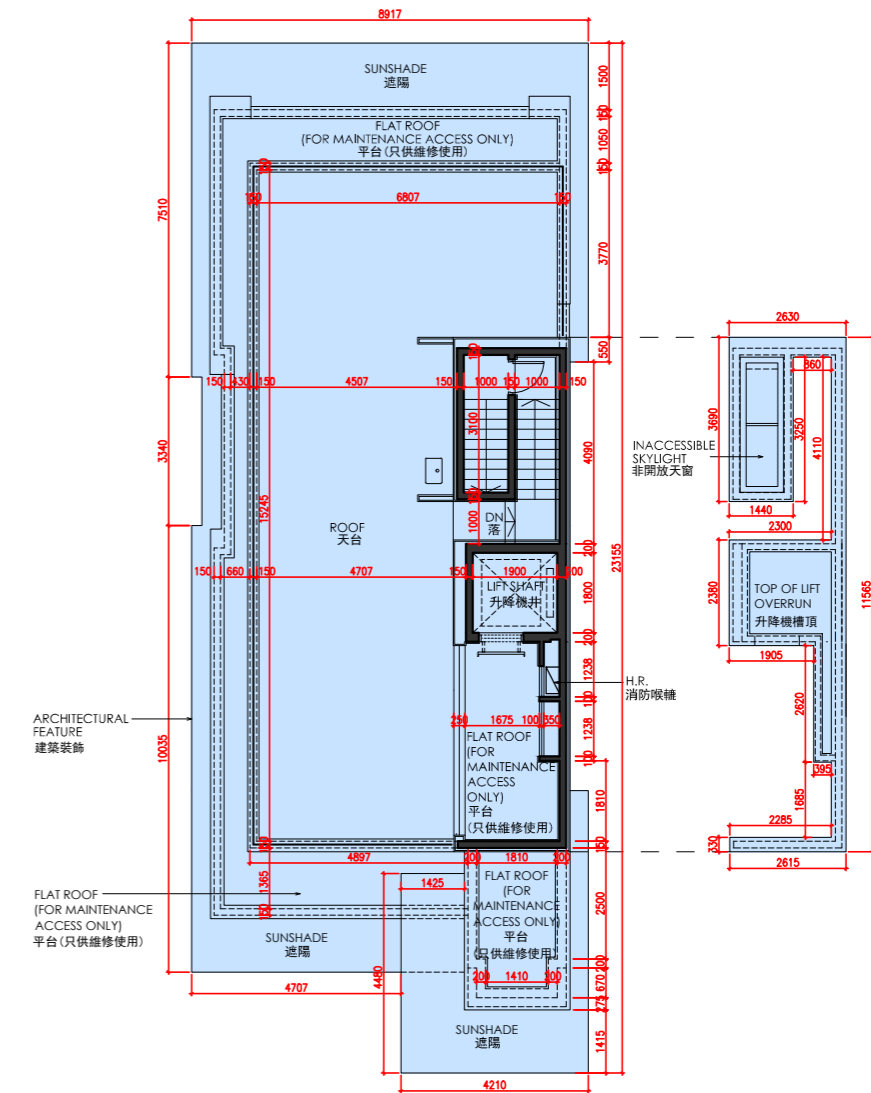
9 LUCCA AVENUE
林海徑9號



1/F FLOOR PLAN
1樓樓面平面圖



2/F FLOOR PLAN
2樓樓面平面圖



ROOF PLAN
天台平面圖



FLOOR PLANS OF RESIDENTIAL PROPERTIES IN THE DEVELOPMENT 發展項目的住宅物業的樓面平面圖

| Floor 樓層 | The floor-to-floor height of each residential property (mm) 每個住宅物業的層與層之間的高度 (毫米) | The thickness of the floor slabs (excluding plaster) of each residential property (mm) 每個住宅物業的樓板 (不包括灰泥) 的厚度 (毫米) |
|-------------|---|--|
| B/F 地庫 | 5100 | 1600 |
| G/F 地下 | 4150, 4200, 7200 | 150, 200, 250 |
| 1/F 1樓 | 3250, 3275, 3450, 3500 | 150, 175, 200 |
| 2/F 2樓 | 3500 | 150, 175, 225 |
| R/F 天台 | Not Applicable 不適用 | Not Applicable 不適用 |

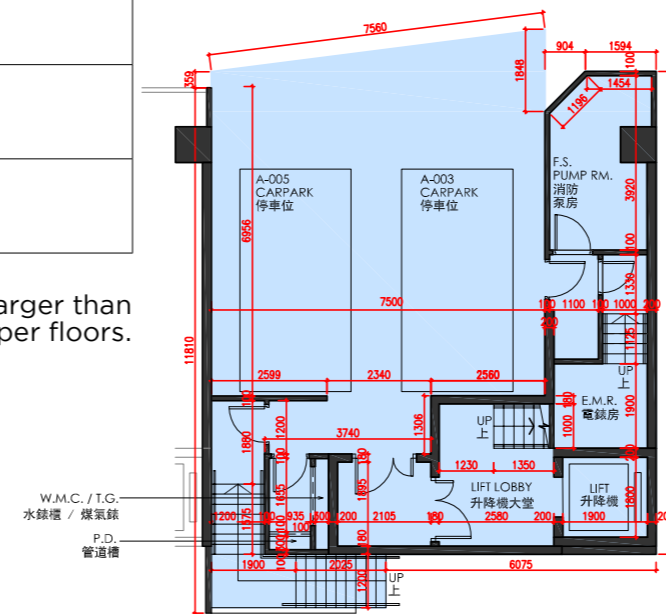
The internal areas of the residential properties on the upper floors will generally be slightly larger than those on the lower floors because of the reducing thickness of the structural walls on the upper floors. 因住宅物業的較高樓層結構牆的厚度遞減，較高樓層的內部面積，一般比較低樓層的內部面積稍大。

Notes:

- There may be architectural features and/or exposed pipes on external walls and/or windows of the residential units. For details, please refer to the latest approved building plans.
- Drainage pipes enclosed in cladding are installed at the external wall of the residential units. Also, drainage pipes will run through the flat roof, roof and/or garden of the residential units.
- The condensers of the VRV air-conditioners are located on Roof.
- There are ceiling bulkheads in living rooms, dining rooms, bedrooms, store, corridors, kitchens, air conditioning plant room and/or other rooms or areas of the residential units for the air-conditioning pipes and/or M&E services.
- The internal ceiling height within residential units may vary due to structural, architectural and/or decoration design variations.
- Some louvers that are installed at false ceilings may not be indicated on the floor plans.
- Symbols of fittings and fitments such as bathtub, sink, water closet, shower, sink counter, etc. are prepared based on the latest approved building plans and are for general indication only.
- Please refer to the "Relevant Information" section in this sales brochure for the details of "Protruding structures".

備註:

- 住宅單位外牆及/或窗戶設有建築裝飾及/或外露喉管，詳細資料請參考最新批准的建築圖則。
- 住宅單位外牆裝飾板內設有喉管。喉管亦安裝於住宅單位之平台、天台及/或花園內。
- VRV分體式空調冷氣機的冷凝器位於天台。
- 住宅單位客廳、飯廳、睡房、儲物室、走廊、廚房、冷氣機房及/或其他房間或空間的裝飾橫樑裝置冷氣喉管及/或機電設備。
- 住宅單位的天花高度將會因應其結構、建築設計及/或裝修設計上的需要而有差異。
- 部份百葉窗安裝於假天花且沒有於平面圖顯示。
- 樓面平面圖上所顯示的裝置符號，如浴缸、洗滌盆、座廁、花灑、洗滌盆櫃等乃按最新的經批准的建築圖則繪製，只作一般示意用途。
- 有關「伸出建構物」之詳情，請參閱本售樓說明書中「有關資料」之部份。

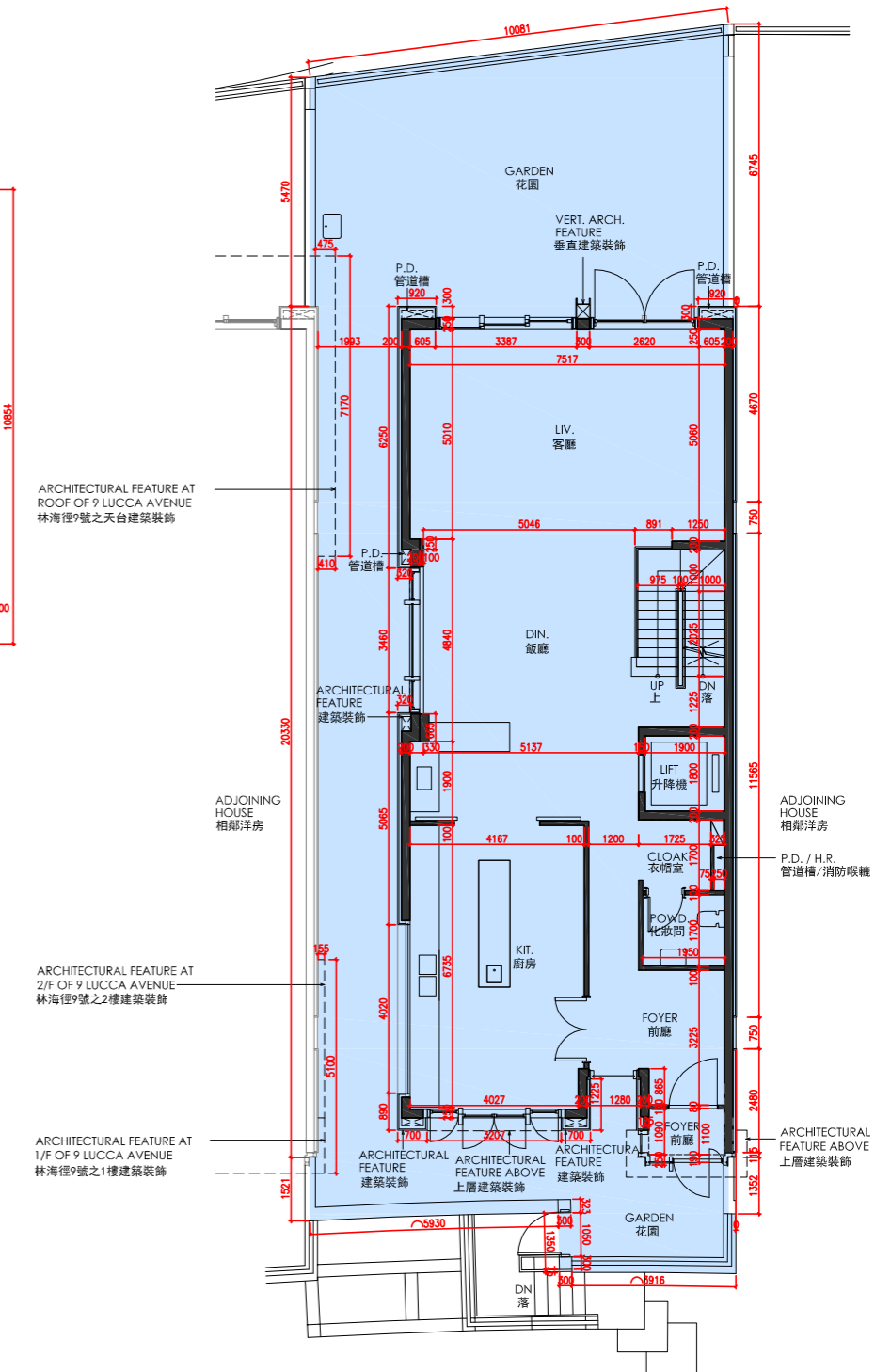


B/F FLOOR PLAN
地庫樓面平面圖

Scale 比例 0M/米 5M/米

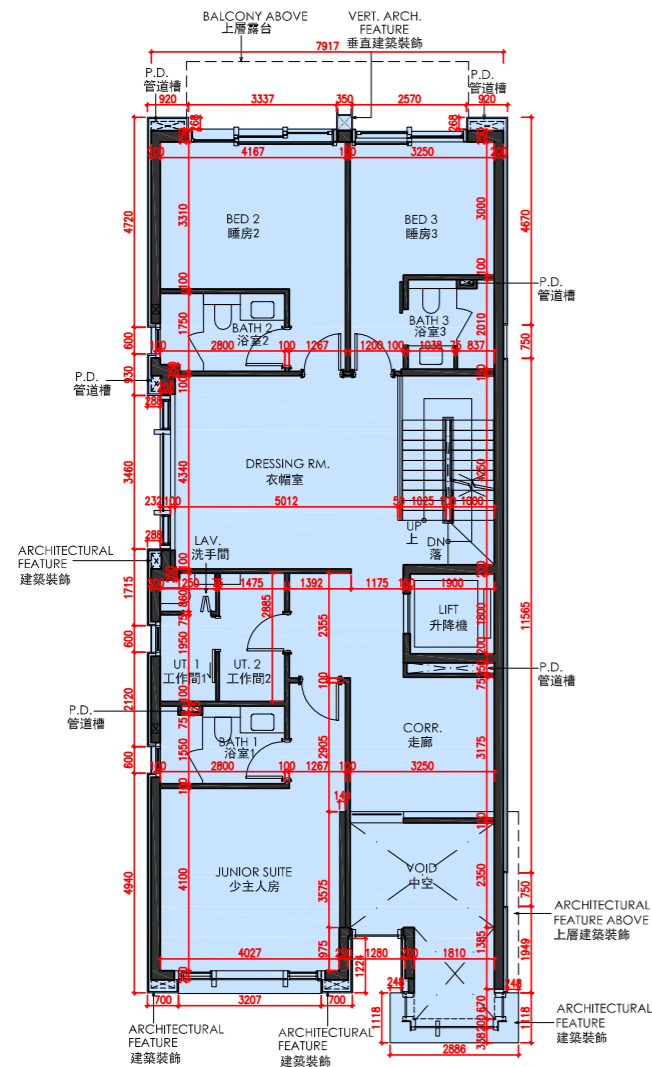


10 LUCCA AVENUE 林海徑10號

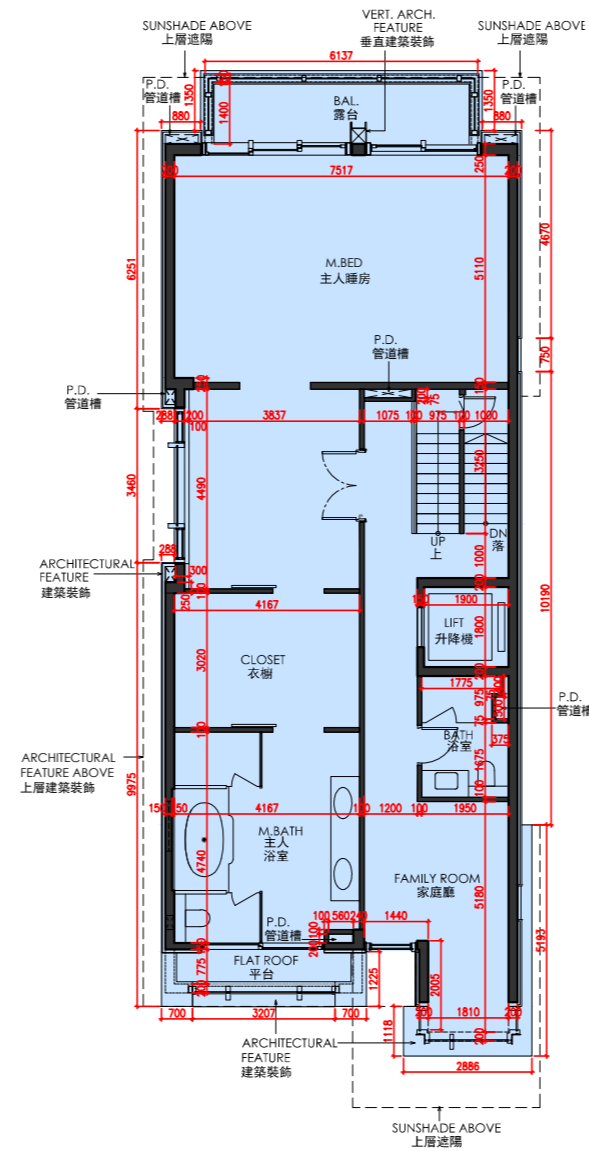


G/F FLOOR PLAN
地下樓面平面圖

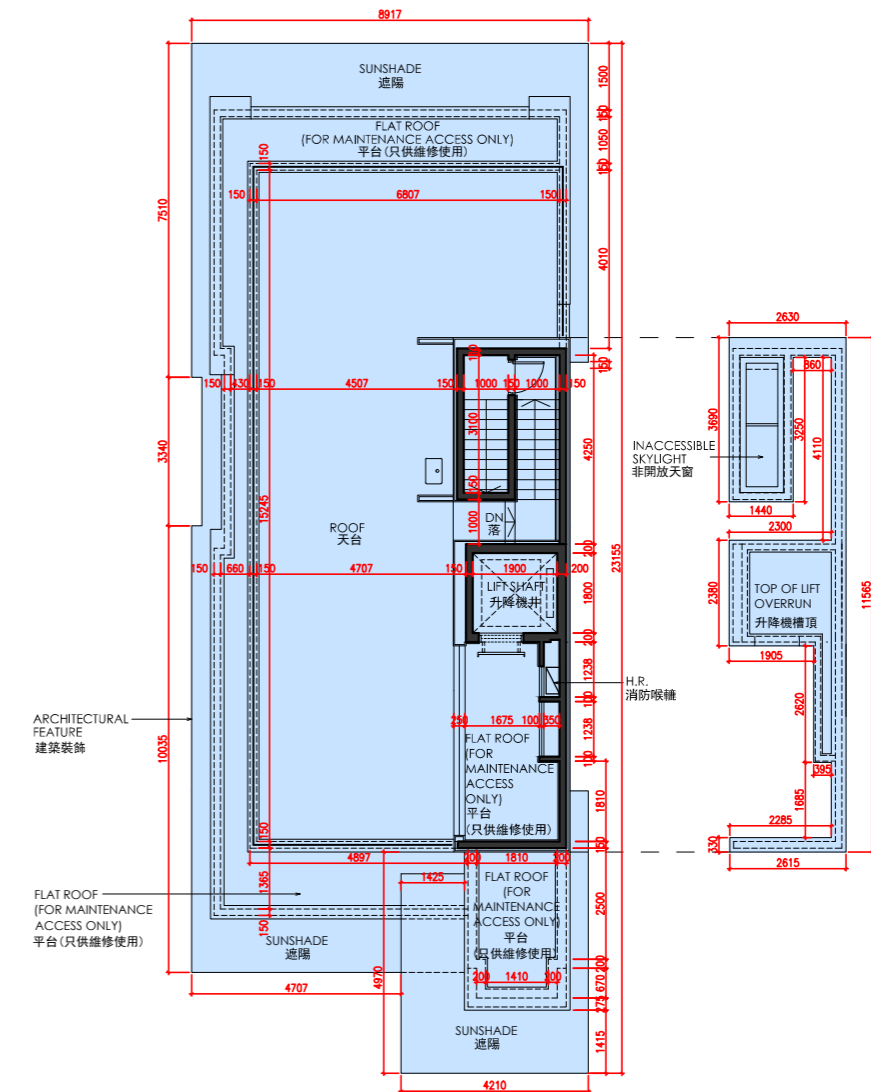
10 LUCCA AVENUE
林海徑10號



1/F FLOOR PLAN
1樓樓面平面圖



2/F FLOOR PLAN
2樓樓面平面圖



ROOF PLAN
天台平面圖



FLOOR PLANS OF RESIDENTIAL PROPERTIES IN THE DEVELOPMENT
發展項目的住宅物業的樓面平面圖

| Floor 樓層 | The floor-to-floor height of each residential property (mm) 每個住宅物業的層與層之間的高度 (毫米) | The thickness of the floor slabs (excluding plaster) of each residential property (mm) 每個住宅物業的樓板 (不包括灰泥) 的厚度 (毫米) |
|-------------|---|--|
| B/F 地庫 | 5100 | 1600 |
| G/F 地下 | 4150, 4200, 7200 | 150, 200, 250 |
| 1/F 1樓 | 3250, 3275, 3450, 3500 | 150, 175, 200 |
| 2/F 2樓 | 3500 | 150, 175, 225 |
| R/F 天台 | Not Applicable 不適用 | Not Applicable 不適用 |

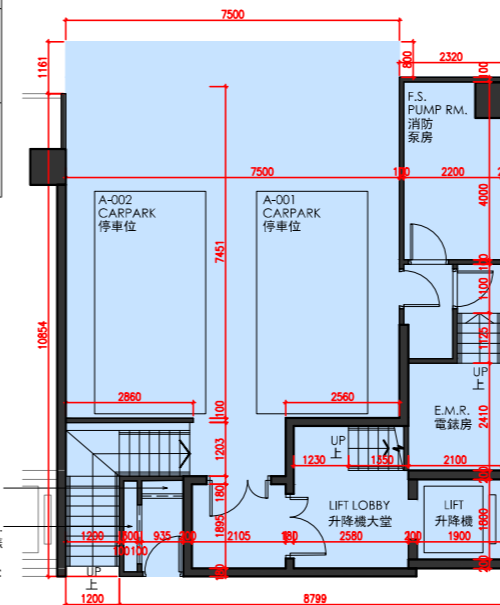
The internal areas of the residential properties on the upper floors will generally be slightly larger than those on the lower floors because of the reducing thickness of the structural walls on the upper floors. 因住宅物業的較高樓層結構牆的厚度遞減，較高樓層的內部面積，一般比較低樓層的內部面積稍大。

Notes:

- There may be architectural features and/or exposed pipes on external walls and/or windows of the residential units. For details, please refer to the latest approved building plans.
- Drainage pipes enclosed in cladding are installed at the external wall of the residential units. Also, drainage pipes will run through the flat roof, roof and/or garden of the residential units.
- The condensers of the VRV air-conditioners are located on Roof.
- There are ceiling bulkheads in living rooms, dining rooms, bedrooms, store, corridors, kitchens, air conditioning plant room and/or other rooms or areas of the residential units for the air-conditioning pipes and/or M&E services.
- The internal ceiling height within residential units may vary due to structural, architectural and/or decoration design variations.
- Some louvers that are installed at false ceilings may not be indicated on the floor plans.
- Symbols of fittings and fitments such as bathtub, sink, water closet, shower, sink counter, etc. are prepared based on the latest approved building plans and are for general indication only.
- Please refer to the "Relevant Information" section in this sales brochure for the details of "Protruding structures".

備註:

- 住宅單位外牆及/或窗戶設有建築裝飾及/或外露喉管，詳細資料請參考最新批准的建築圖則。
- 住宅單位外牆裝飾板內設有喉管。喉管亦安裝於住宅單位之平台、天台及/或花園內。
- VRV分體式空調冷氣機的冷凝器位於天台。
- 住宅單位客廳、飯廳、睡房、儲物室、走廊、廚房、冷氣機房及/或其他房間或空間的裝飾橫樑裝置冷氣喉管及/或機電設備。
- 住宅單位的天花高度將會因應其結構、建築設計及/或裝修設計上的需要而有差異。
- 部份百葉窗安裝於假天花且沒有於平面圖顯示。
- 樓面平面圖上所顯示的裝置符號，如浴缸、洗滌盆、座廁、花灑、洗滌盆櫃等乃按最新的經批准的建築圖則繪製，只作一般示意用途。
- 有關「伸出建構物」之詳情，請參閱本售樓說明書中「有關資料」之部份。

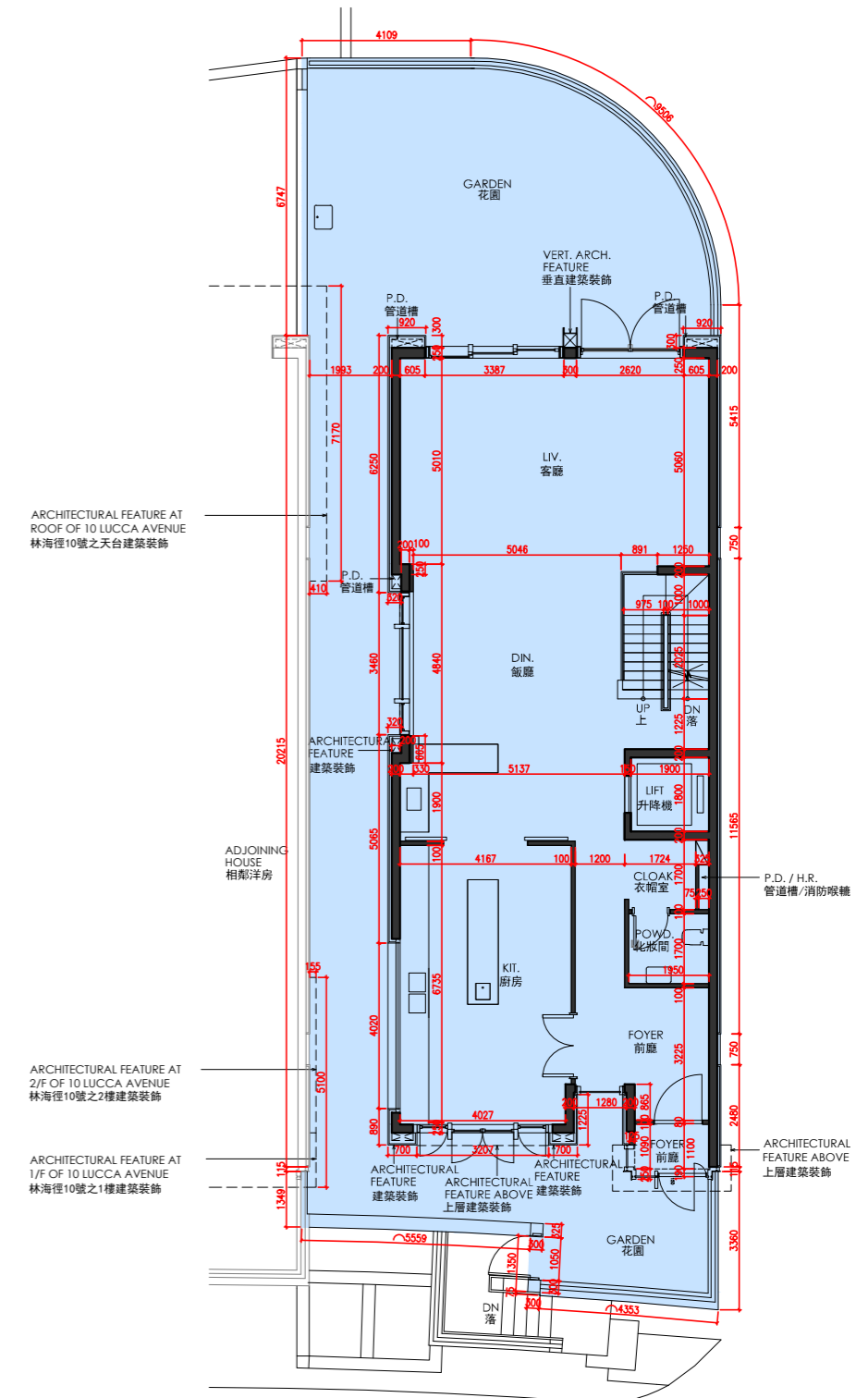


B/F FLOOR PLAN
地庫樓面平面圖

Scale 比例 0M/米 5M/米

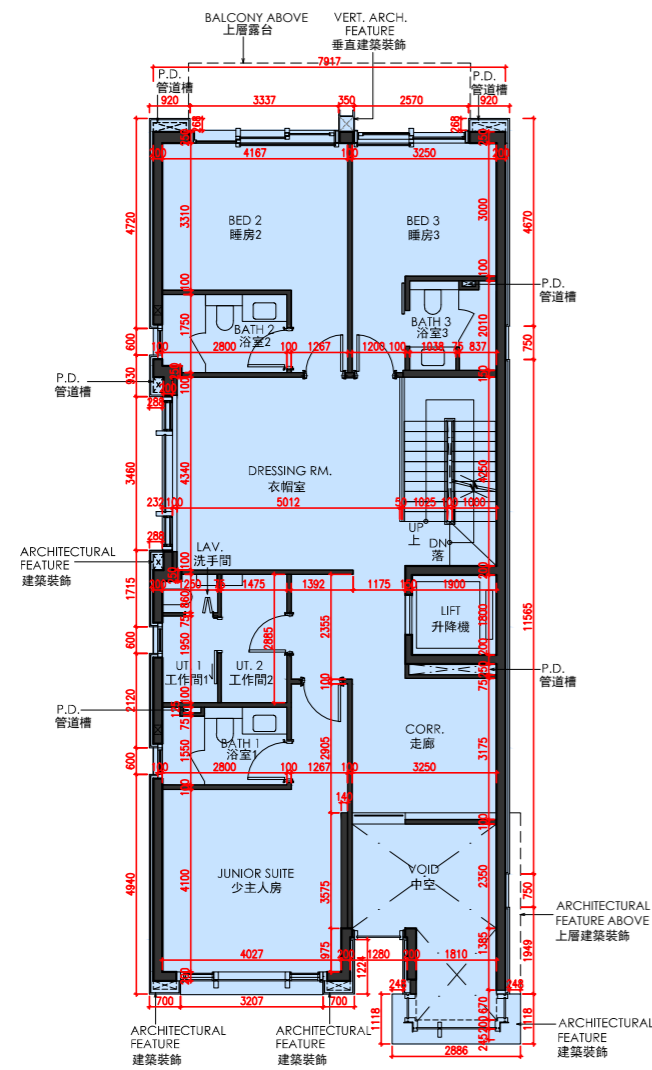


11 LUCCA AVENUE
林海徑11號

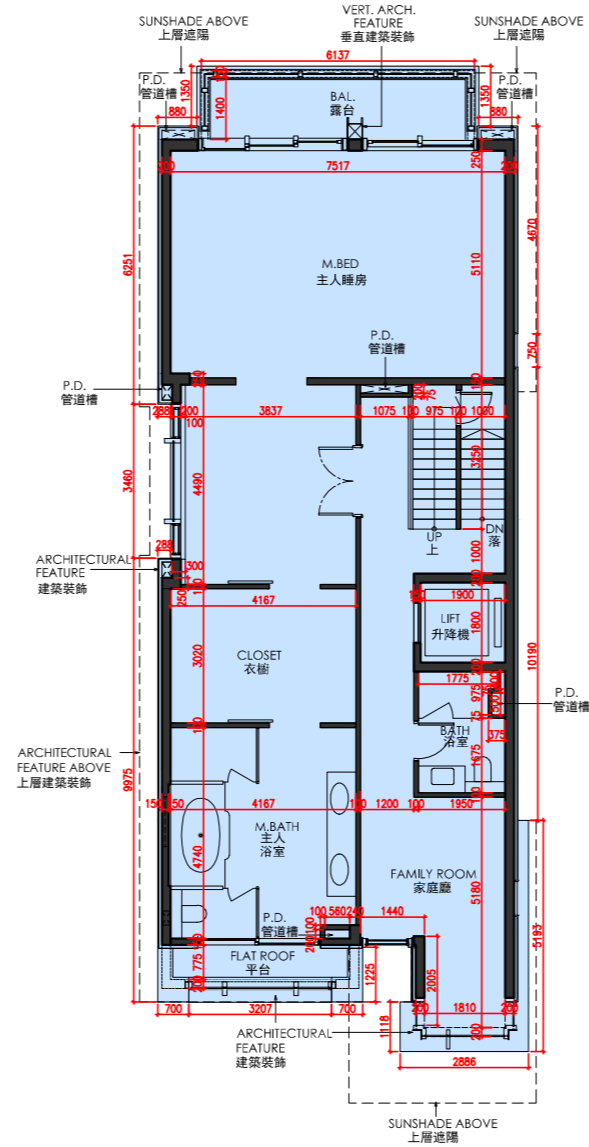


G/F FLOOR PLAN
地下樓面平面圖

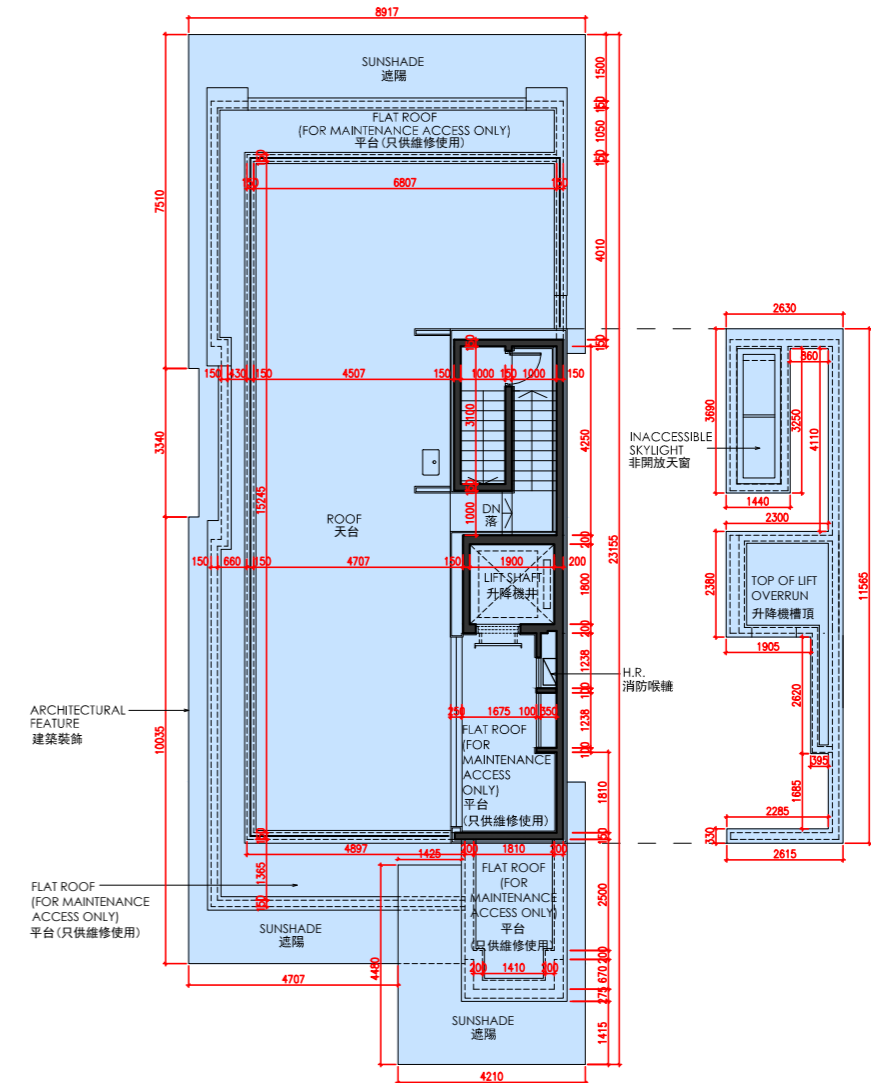
11 LUCCA AVENUE
林海徑11號



1/F FLOOR PLAN
1樓樓面平面圖



2/F FLOOR PLAN
2樓樓面平面圖



ROOF PLAN
天台平面圖

FLOOR PLANS OF RESIDENTIAL PROPERTIES IN THE DEVELOPMENT
發展項目的住宅物業的樓面平面圖

| Floor 樓層 | The floor-to-floor height of each residential property (mm) 每個住宅物業的層與層之間的高度 (毫米) | The thickness of the floor slabs (excluding plaster) of each residential property (mm) 每個住宅物業的樓板 (不包括灰泥) 的厚度 (毫米) |
|-------------|---|--|
| B/F 地庫 | 4100, 4950, 5000 | 300, 1000 |
| G/F 地下 | 4150, 4200 | 175, 200, 250, 1000 |
| 1/F 1樓 | 3275, 3450, 3500 | 150, 175, 200, 250 |
| 2/F 2樓 | 3500 | 150, 175, 200 |
| R/F 天台 | 1800 | 150, 175, 200, 225 |

The internal areas of the residential properties on the upper floors will generally be slightly larger than those on the lower floors because of the reducing thickness of the structural walls on the upper floors. 因住宅物業的較高樓層結構牆的厚度遞減，較高樓層的內部面積，一般比較低樓層的內部面積稍大。

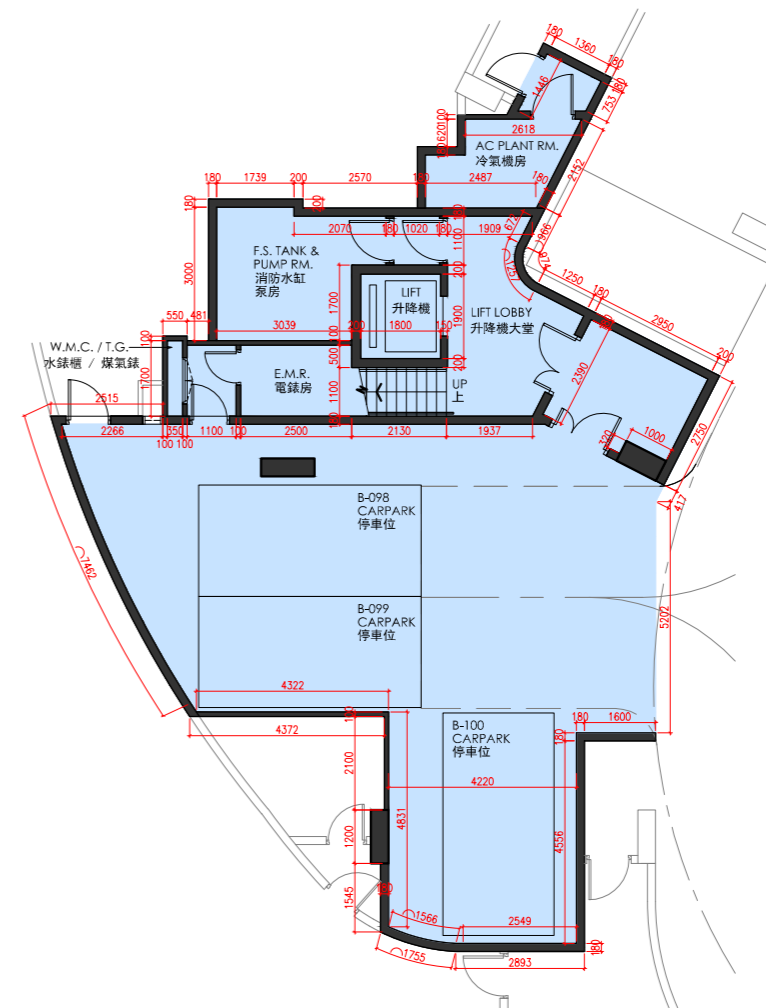
Notes:

- There may be architectural features and/or exposed pipes on external walls and/or windows of the residential units. For details, please refer to the latest approved building plans.
- Drainage pipes enclosed in cladding are installed at the external wall of the residential units. Also, drainage pipes will run through the flat roof, roof and/or garden of the residential units.
- The condensers of the VRV air-conditioners are located on G/F.
- There are ceiling bulkheads in living rooms, dining rooms, bedrooms, store, corridors, kitchens, air conditioning plant room and/or other rooms or areas of the residential units for the air-conditioning pipes and/or M&E services.
- The internal ceiling height within residential units may vary due to structural, architectural and/or decoration design variations.
- Some louvers that are installed at false ceilings may not be indicated on the floor plans.
- Symbols of fittings and fitments such as bathtub, sink, water closet, shower, sink counter, etc. are prepared based on the latest approved building plans and are for general indication only.

備註:

- 住宅單位外牆及/或窗戶設有建築裝飾及/或外露喉管，詳細資料請參考最新批准的建築圖則。
- 住宅單位外牆裝飾板內設有喉管。喉管亦安裝於住宅單位之平台、天台及/或花園內。
- VRV分體式空調冷氣機的冷凝器位於地下。
- 住宅單位客廳、飯廳、睡房、儲物室、走廊、廚房、冷氣機房及/或其他房間或空間的裝飾橫樑裝置冷氣喉管及/或機電設備。
- 住宅單位的天花高度將會因應其結構、建築設計及/或裝修設計上的需要而有差異。
- 部份百葉窗安裝於假天花且沒有於平面圖顯示。
- 樓面平面圖上所顯示的裝置符號，如浴缸、洗滌盆、座廁、花灑、洗滌盆櫃等乃按最新的經批准的建築圖則繪製，只作一般示意用途。

1 VILLA AVENUE
山城徑1號

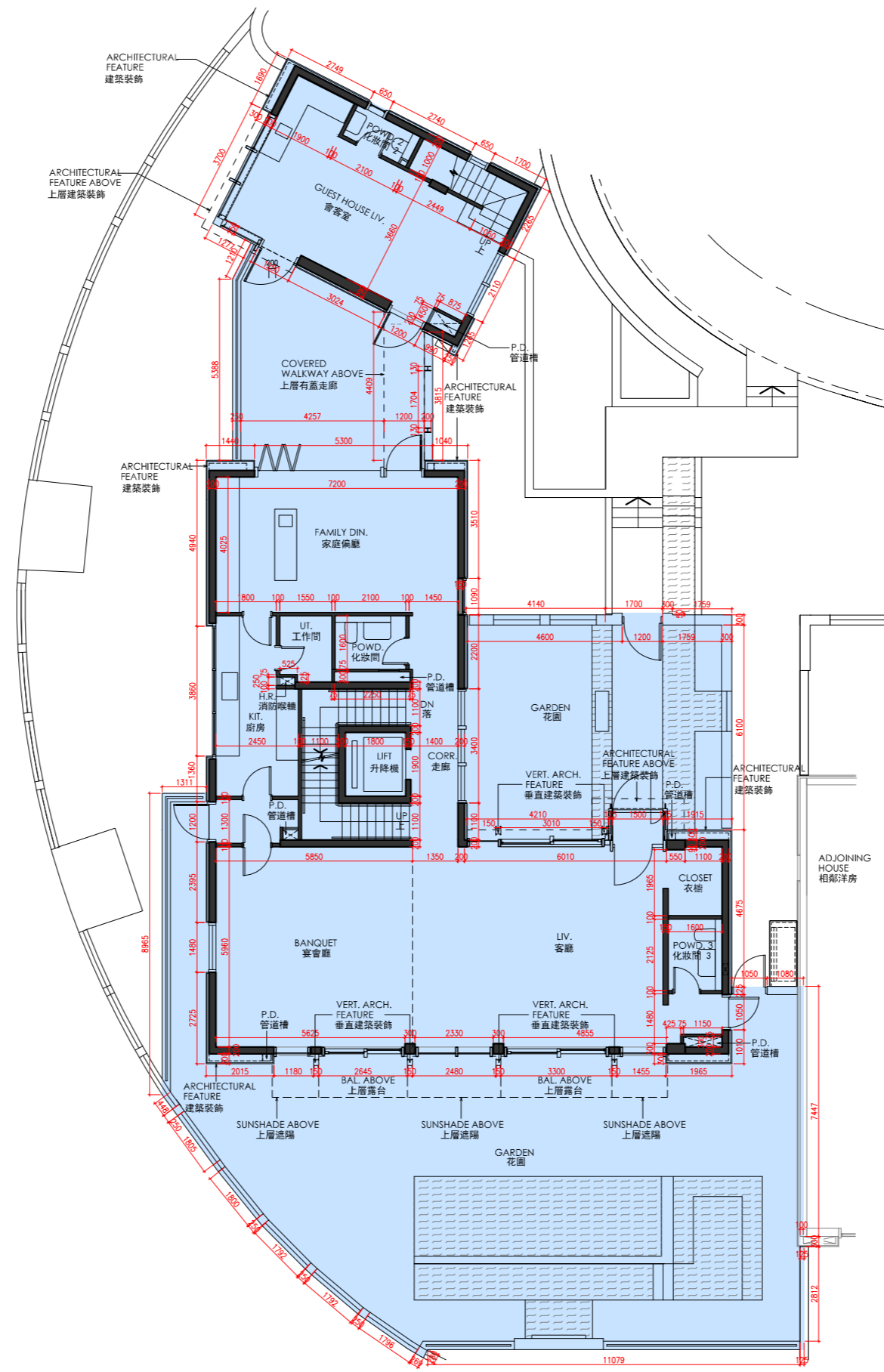


B/F FLOOR PLAN
地庫樓面平面圖

Scale 比例 0M/米 5M/米



1 VILLA AVENUE
山城徑1號



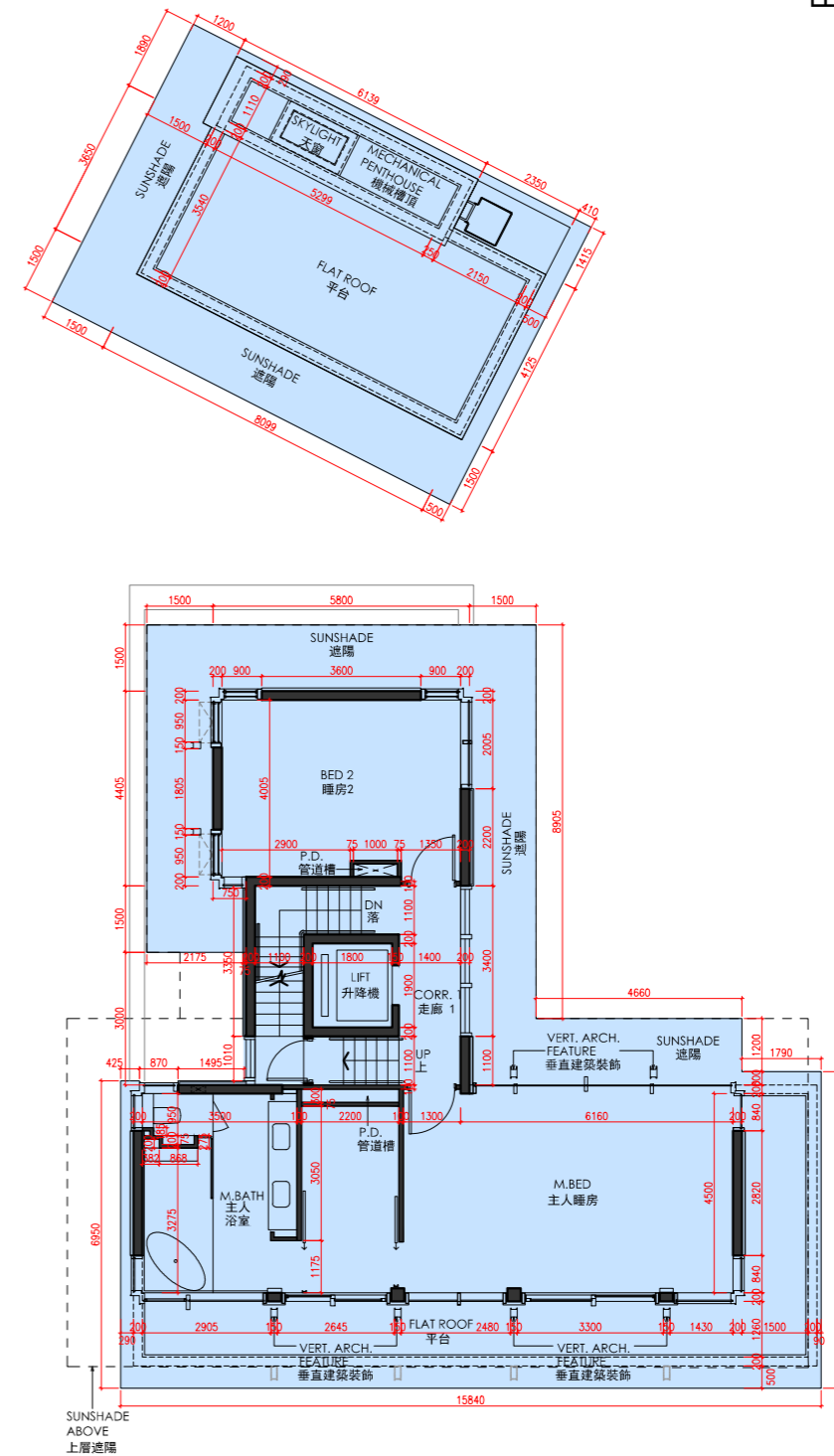
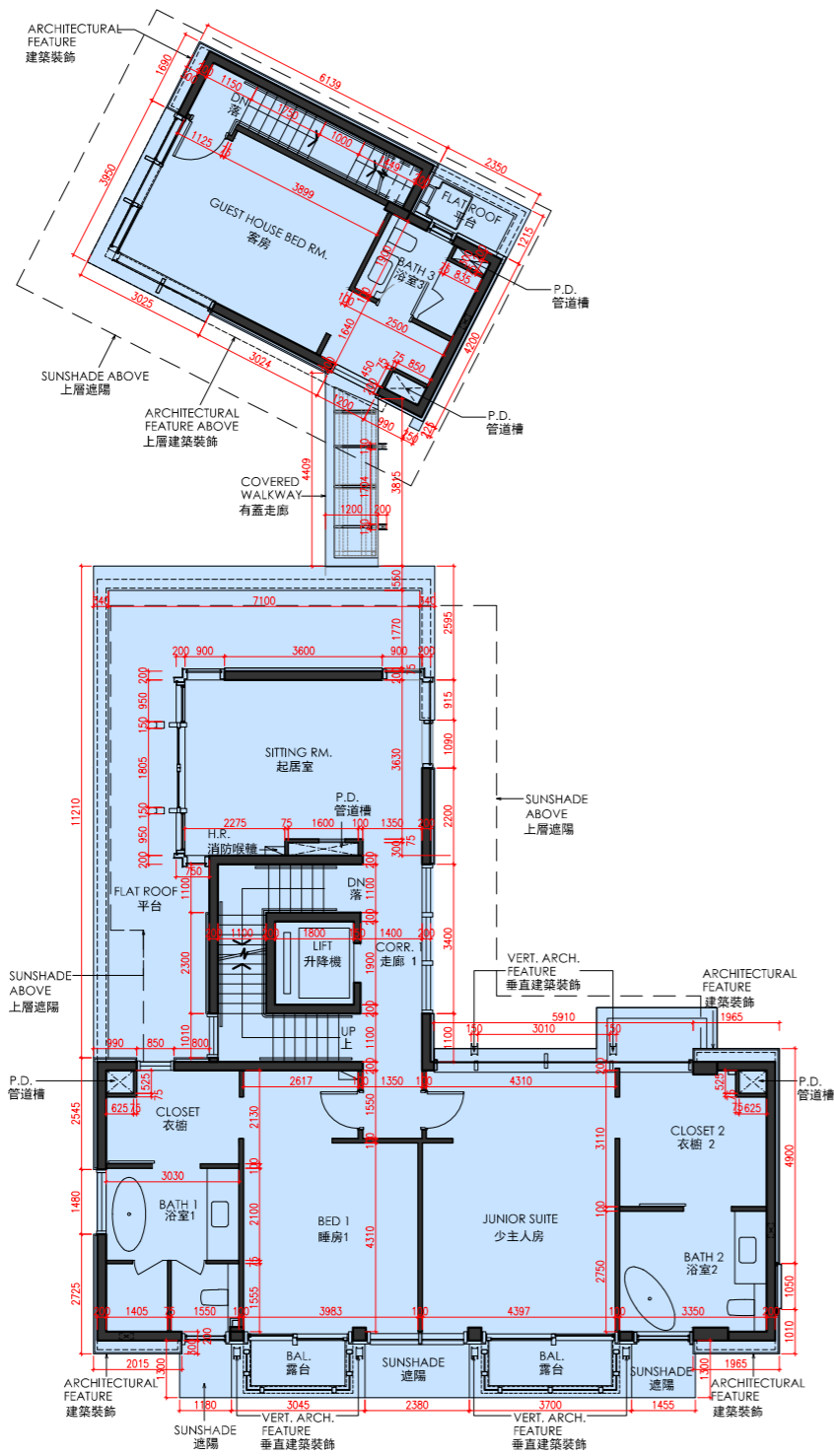
G/F FLOOR PLAN
地下樓面平面圖

Scale 比例
0M/米 5M/米

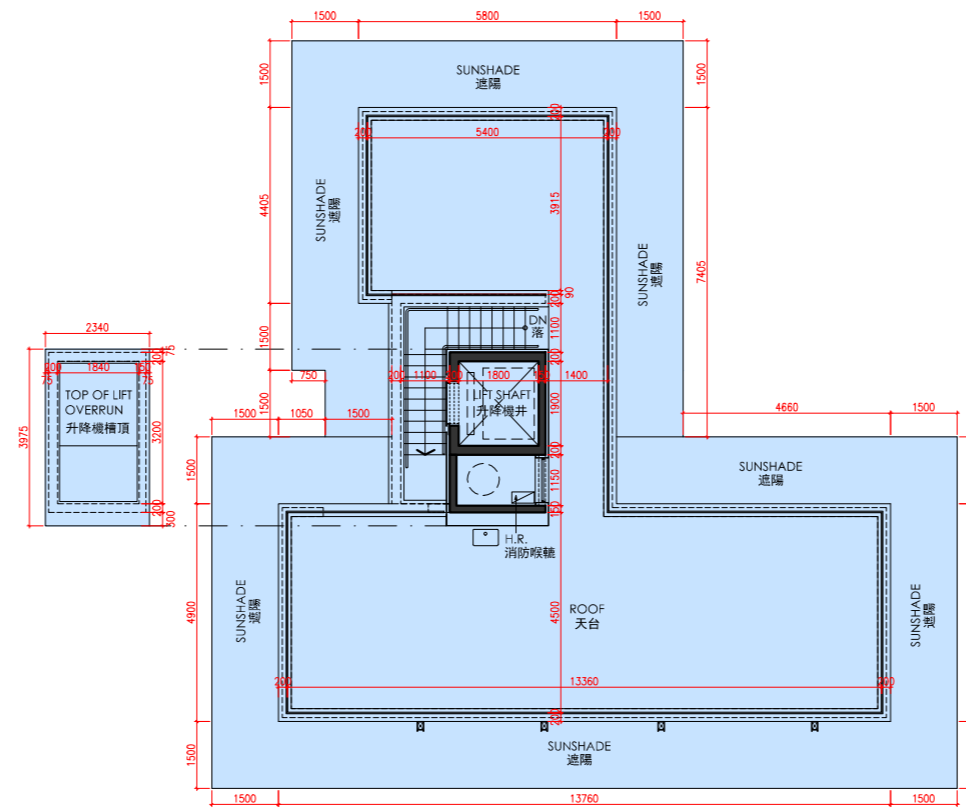


FLOOR PLANS OF RESIDENTIAL PROPERTIES IN THE DEVELOPMENT
發展項目的住宅物業的樓面平面圖

1 VILLA AVENUE
山城徑1號



1 VILLA AVENUE
山城徑1號



ROOF PLAN
天台平面圖

Scale
比例



FLOOR PLANS OF RESIDENTIAL PROPERTIES IN THE DEVELOPMENT 發展項目的住宅物業的樓面平面圖

| Floor 樓層 | The floor-to-floor height of each residential property (mm) 每個住宅物業的層與層之間的高度 (毫米) | The thickness of the floor slabs (excluding plaster) of each residential property (mm) 每個住宅物業的樓板 (不包括灰泥) 的厚度 (毫米) |
|-------------|---|--|
| B/F 地庫 | 5000 | 250, 300 |
| G/F 地下 | 4150, 4200 | 150, 175, 200, 250 |
| 1/F 1樓 | 3225, 3400, 3500 | 150, 175, 200 |
| 2/F 2樓 | 3500 | 175, 200, 225 |
| R/F 天台 | Not Applicable 不適用 | Not Applicable 不適用 |

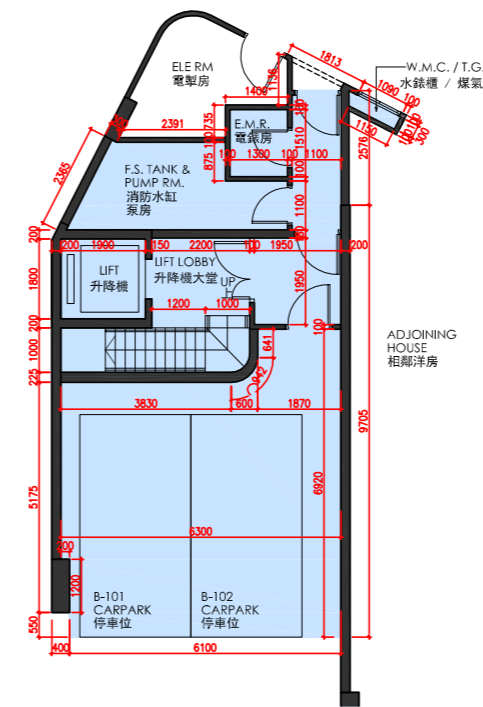
The internal areas of the residential properties on the upper floors will generally be slightly larger than those on the lower floors because of the reducing thickness of the structural walls on the upper floors. 因住宅物業的較高樓層結構牆的厚度遞減，較高樓層的內部面積，一般比較低樓層的內部面積稍大。

Notes:

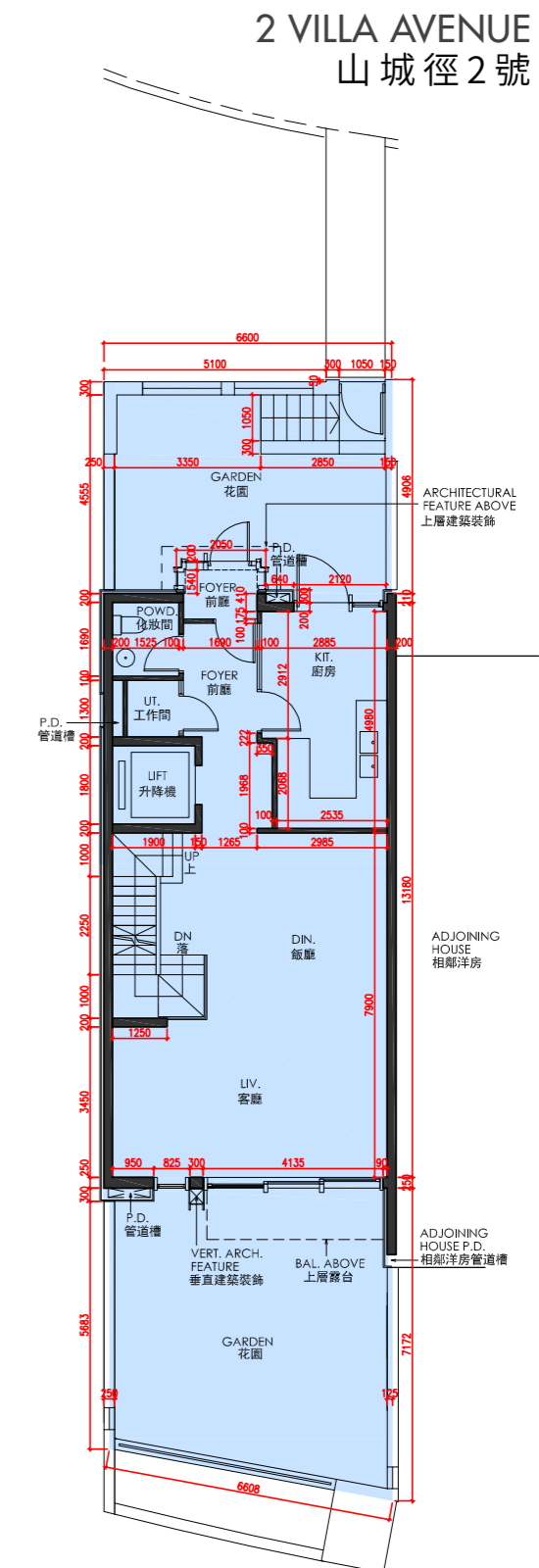
- There may be architectural features and/or exposed pipes on external walls and/or windows of the residential units. For details, please refer to the latest approved building plans.
- Drainage pipes enclosed in cladding are installed at the external wall of the residential units. Also, drainage pipes will run through the flat roof, roof and/or garden of the residential units.
- The condensers of the VRV air-conditioners are located on Roof.
- There are ceiling bulkheads in living rooms, dining rooms, bedrooms, store, corridors, kitchens, air conditioning plant room and/or other rooms or areas of the residential units for the air-conditioning pipes and/or M&E services.
- The internal ceiling height within residential units may vary due to structural, architectural and/or decoration design variations.
- Some louvers that are installed at false ceilings may not be indicated on the floor plans.
- Symbols of fittings and fitments such as bathtub, sink, water closet, shower, sink counter, etc. are prepared based on the latest approved building plans and are for general indication only.

備註:

- 住宅單位外牆及/或窗戶設有建築裝飾及/或外露喉管，詳細資料請參考最新批准的建築圖則。
- 住宅單位外牆裝飾板內設有喉管。喉管亦安裝於住宅單位之平台、天台及/或花園內。
- VRV分體式空調冷氣機的冷凝器位於天台。
- 住宅單位客廳、飯廳、睡房、儲物室、走廊、廚房、冷氣機房及/或其他房間或空間的裝飾橫樑裝置冷氣喉管及/或機電設備。
- 住宅單位的天花高度將會因應其結構、建築設計及/或裝修設計上的需要而有差異。
- 部份百葉窗安裝於假天花且沒有於平面圖顯示。
- 樓面平面圖上所顯示的裝置符號，如浴缸、洗滌盆、座廁、花灑、洗滌盆櫃等乃按最新的經批准的建築圖則繪製，只作一般示意用途。



B/F FLOOR PLAN
地庫樓面平面圖

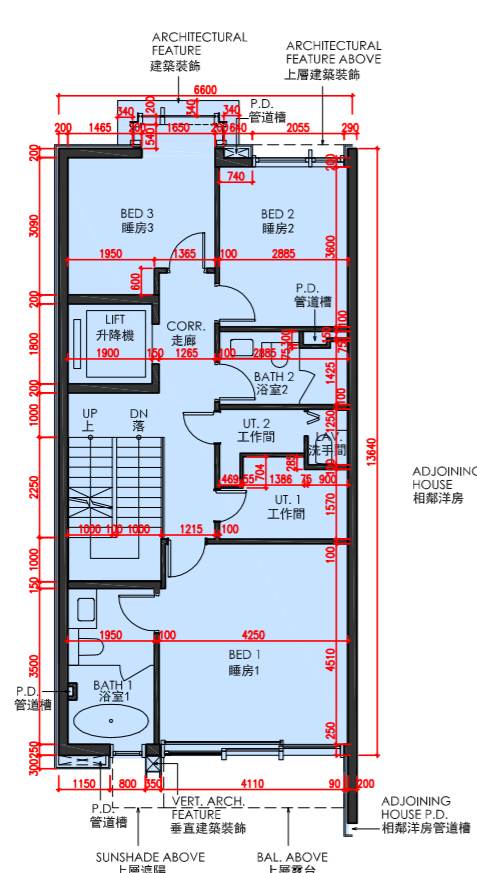


G/F FLOOR PLAN
地下樓面平面圖

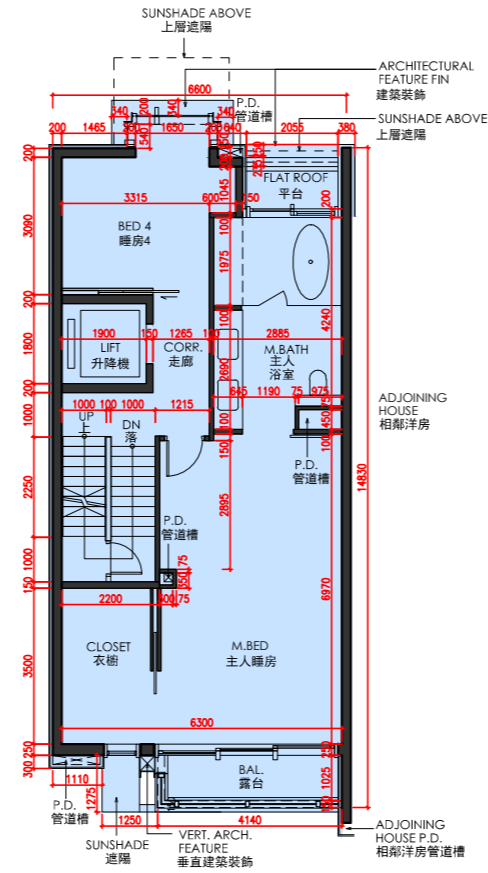
Scale 0M/米 5M/米
比例



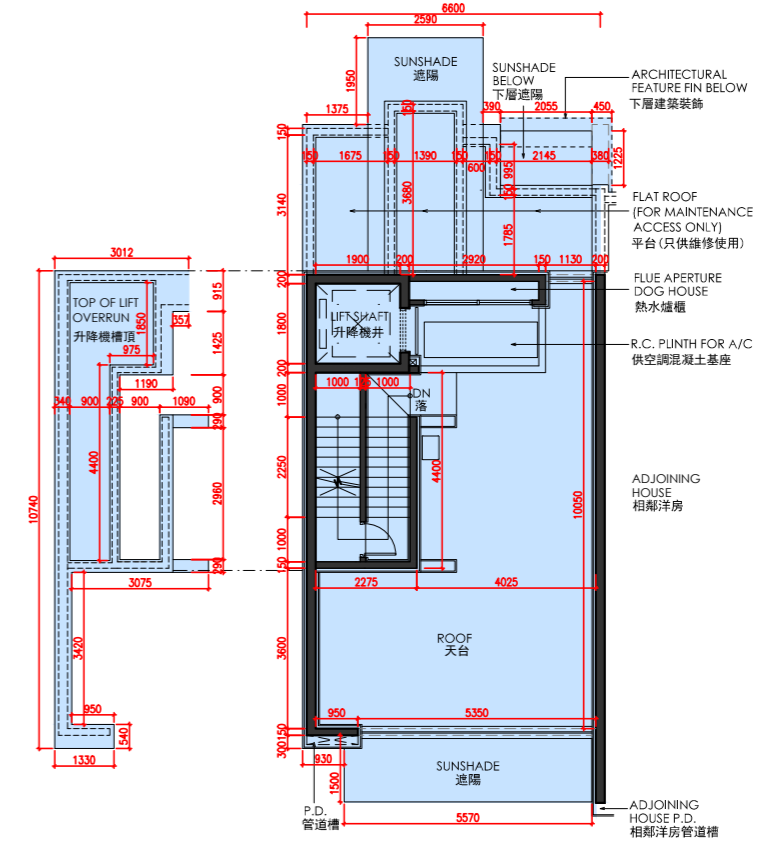
2 VILLA AVENUE
山城徑2號



1/F FLOOR PLAN
1樓樓面平面圖



2/F FLOOR PLAN
2樓樓面平面圖



ROOF PLAN
天台平面圖



FLOOR PLANS OF RESIDENTIAL PROPERTIES IN THE DEVELOPMENT 發展項目的住宅物業的樓面平面圖

| Floor 樓層 | The floor-to-floor height of each residential property (mm) 每個住宅物業的層與層之間的高度 (毫米) | The thickness of the floor slabs (excluding plaster) of each residential property (mm) 每個住宅物業的樓板 (不包括灰泥) 的厚度 (毫米) |
|-------------|---|--|
| B/F 地庫 | 5000 | 250, 300 |
| G/F 地下 | 4150, 4200 | 150, 175, 200, 250 |
| 1/F 1樓 | 3225, 3400, 3500 | 150, 175, 200 |
| 2/F 2樓 | 3500 | 175, 200, 225 |
| R/F 天台 | Not Applicable 不適用 | Not Applicable 不適用 |

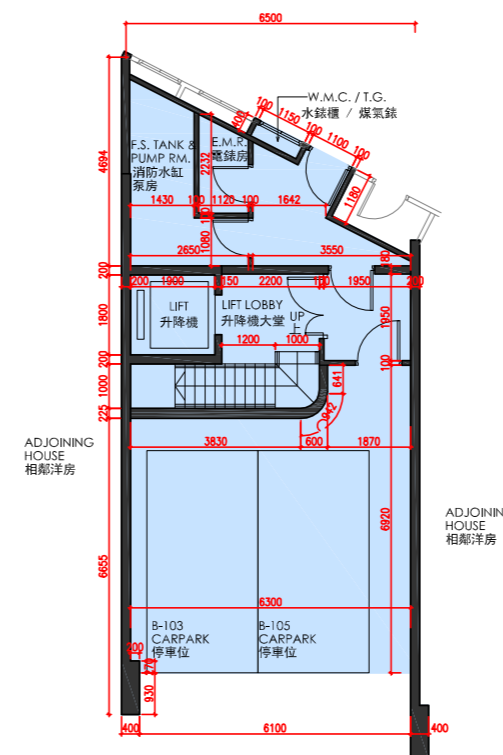
The internal areas of the residential properties on the upper floors will generally be slightly larger than those on the lower floors because of the reducing thickness of the structural walls on the upper floors. 因住宅物業的較高樓層結構牆的厚度遞減，較高樓層的內部面積，一般比較低樓層的內部面積稍大。

Notes:

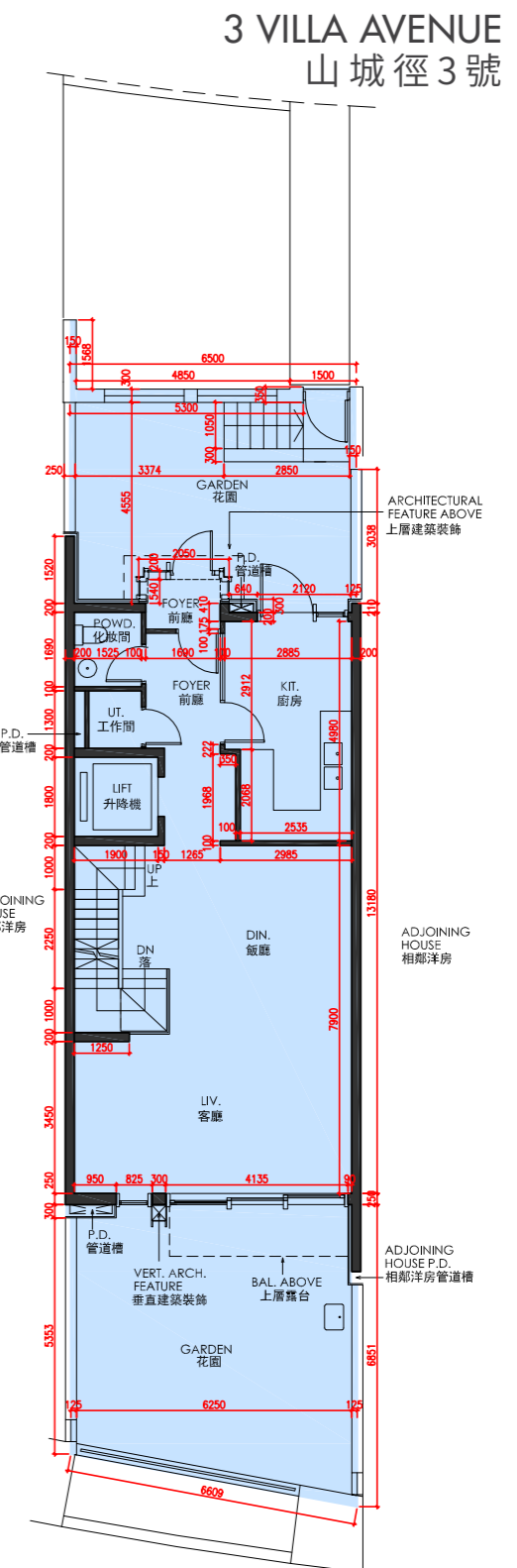
- There may be architectural features and/or exposed pipes on external walls and/or windows of the residential units. For details, please refer to the latest approved building plans.
- Drainage pipes enclosed in cladding are installed at the external wall of the residential units. Also, drainage pipes will run through the flat roof, roof and/or garden of the residential units.
- The condensers of the VRV air-conditioners are located on Roof.
- There are ceiling bulkheads in living rooms, dining rooms, bedrooms, store, corridors, kitchens, air conditioning plant room and/or other rooms or areas of the residential units for the air-conditioning pipes and/or M&E services.
- The internal ceiling height within residential units may vary due to structural, architectural and/or decoration design variations.
- Some louvers that are installed at false ceilings may not be indicated on the floor plans.
- Symbols of fittings and fitments such as bathtub, sink, water closet, shower, sink counter, etc. are prepared based on the latest approved building plans and are for general indication only.

備註:

- 住宅單位外牆及/或窗戶設有建築裝飾及/或外露喉管，詳細資料請參考最新批准的建築圖則。
- 住宅單位外牆裝飾板內設有喉管。喉管亦安裝於住宅單位之平台、天台及/或花園內。
- VRV分體式空調冷氣機的冷凝器位於天台。
- 住宅單位客廳、飯廳、睡房、儲物室、走廊、廚房、冷氣機房及/或其他房間或空間的裝飾橫樑裝置冷氣喉管及/或機電設備。
- 住宅單位的天花高度將會因應其結構、建築設計及/或裝修設計上的需要而有差異。
- 部份百葉窗安裝於假天花且沒有於平面圖顯示。
- 樓面平面圖上所顯示的裝置符號，如浴缸、洗滌盆、座廁、花灑、洗滌盆櫃等乃按最新的經批准的建築圖則繪製，只作一般示意用途。



B/F FLOOR PLAN
地庫樓面平面圖

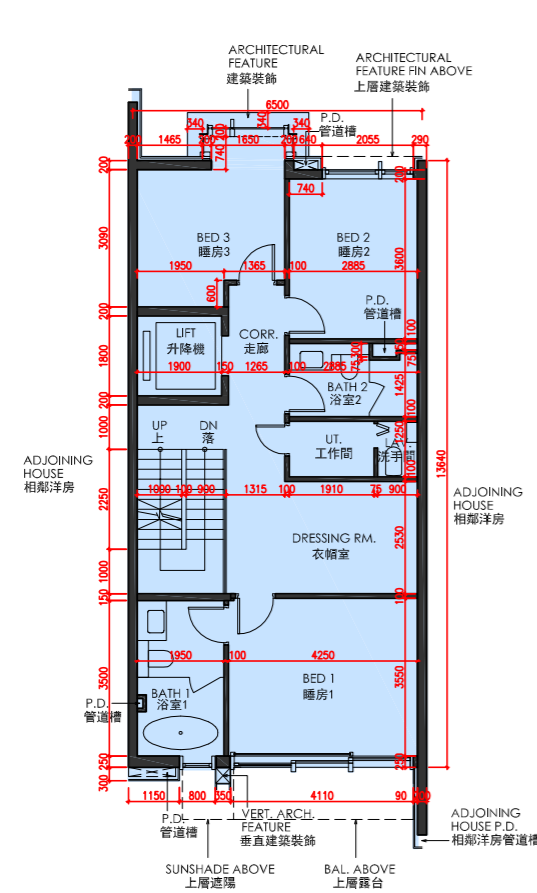


G/F FLOOR PLAN
地下樓面平面圖

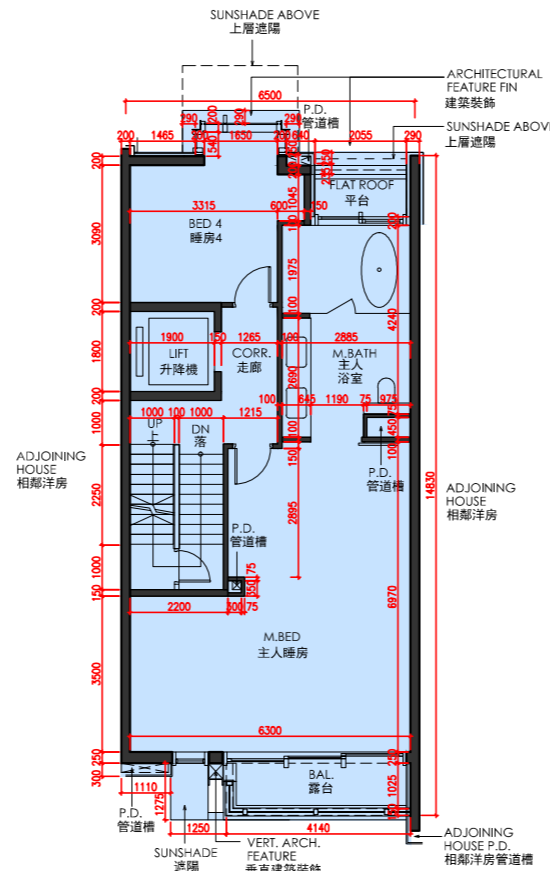
Scale 比例 | 0M/米 | 5M/米



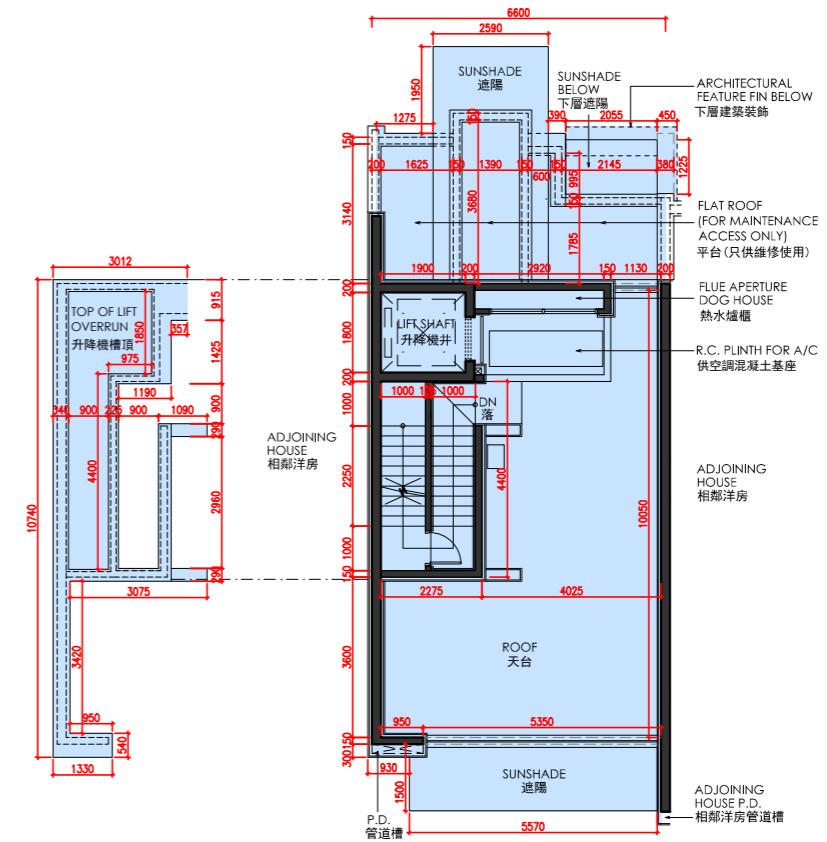
3 VILLA AVENUE
山城徑3號



1/F FLOOR PLAN
1樓樓面平面圖



2/F FLOOR PLAN
2樓樓面平面圖



ROOF PLAN
天台平面圖



FLOOR PLANS OF RESIDENTIAL PROPERTIES IN THE DEVELOPMENT 發展項目的住宅物業的樓面平面圖

| Floor 樓層 | The floor-to-floor height of each residential property (mm) 每個住宅物業的層與層之間的高度 (毫米) | The thickness of the floor slabs (excluding plaster) of each residential property (mm) 每個住宅物業的樓板 (不包括灰泥) 的厚度 (毫米) |
|-------------|---|--|
| B/F 地庫 | 5000 | 250, 300 |
| G/F 地下 | 4150, 4200 | 150, 175, 200, 250 |
| 1/F 1樓 | 3225, 3400, 3500 | 150, 175, 200 |
| 2/F 2樓 | 3500 | 175, 200, 225 |
| R/F 天台 | Not Applicable 不適用 | Not Applicable 不適用 |

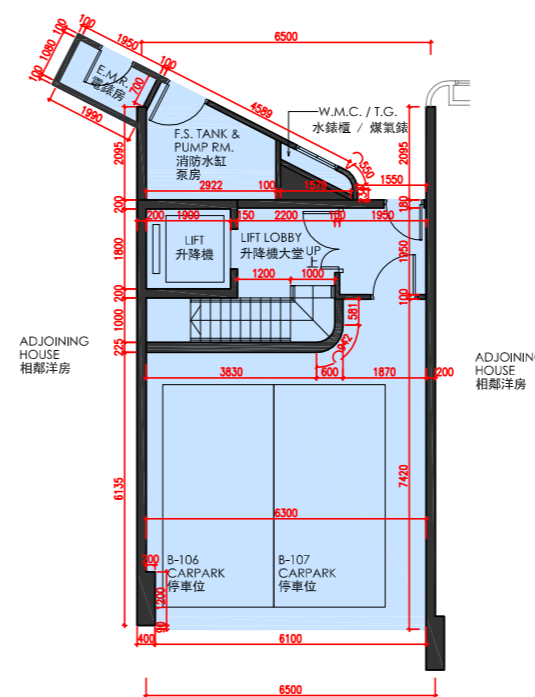
The internal areas of the residential properties on the upper floors will generally be slightly larger than those on the lower floors because of the reducing thickness of the structural walls on the upper floors. 因住宅物業的較高樓層結構牆的厚度遞減，較高樓層的內部面積，一般比較低樓層的內部面積稍大。

Notes:

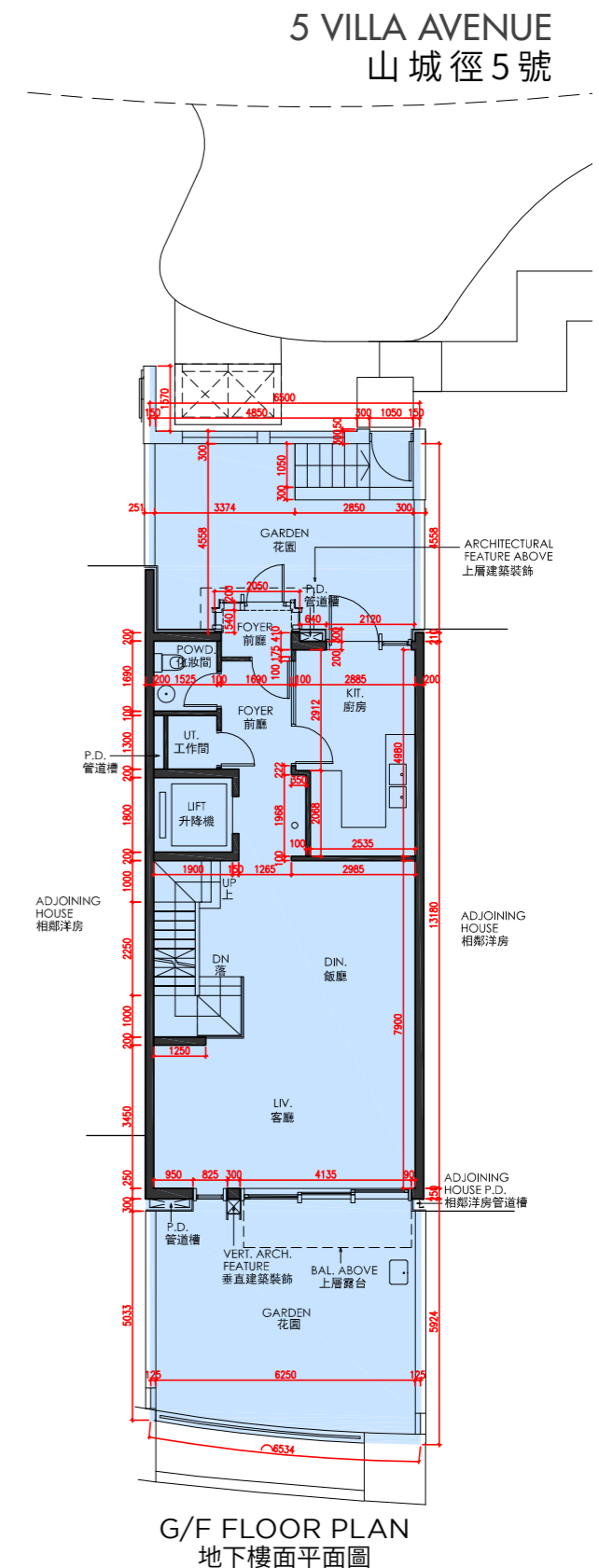
- There may be architectural features and/or exposed pipes on external walls and/or windows of the residential units. For details, please refer to the latest approved building plans.
- Drainage pipes enclosed in cladding are installed at the external wall of the residential units. Also, drainage pipes will run through the flat roof, roof and/or garden of the residential units.
- The condensers of the VRV air-conditioners are located on Roof.
- There are ceiling bulkheads in living rooms, dining rooms, bedrooms, store, corridors, kitchens, air conditioning plant room and/or other rooms or areas of the residential units for the air-conditioning pipes and/or M&E services.
- The internal ceiling height within residential units may vary due to structural, architectural and/or decoration design variations.
- Some louvers that are installed at false ceilings may not be indicated on the floor plans.
- Symbols of fittings and fitments such as bathtub, sink, water closet, shower, sink counter, etc. are prepared based on the latest approved building plans and are for general indication only.

備註:

- 住宅單位外牆及/或窗戶設有建築裝飾及/或外露喉管，詳細資料請參考最新批准的建築圖則。
- 住宅單位外牆裝飾板內設有喉管。喉管亦安裝於住宅單位之平台、天台及/或花園內。
- VRV分體式空調冷氣機的冷凝器位於天台。
- 住宅單位客廳、飯廳、睡房、儲物室、走廊、廚房、冷氣機房及/或其他房間或空間的裝飾橫樑裝置冷氣喉管及/或機電設備。
- 住宅單位的天花高度將會因應其結構、建築設計及/或裝修設計上的需要而有差異。
- 部份百葉窗安裝於假天花且沒有於平面圖顯示。
- 樓面平面圖上所顯示的裝置符號，如浴缸、洗滌盆、座廁、花灑、洗滌盆櫃等乃按最新的經批准的建築圖則繪製，只作一般示意用途。



B/F FLOOR PLAN
地庫樓面平面圖

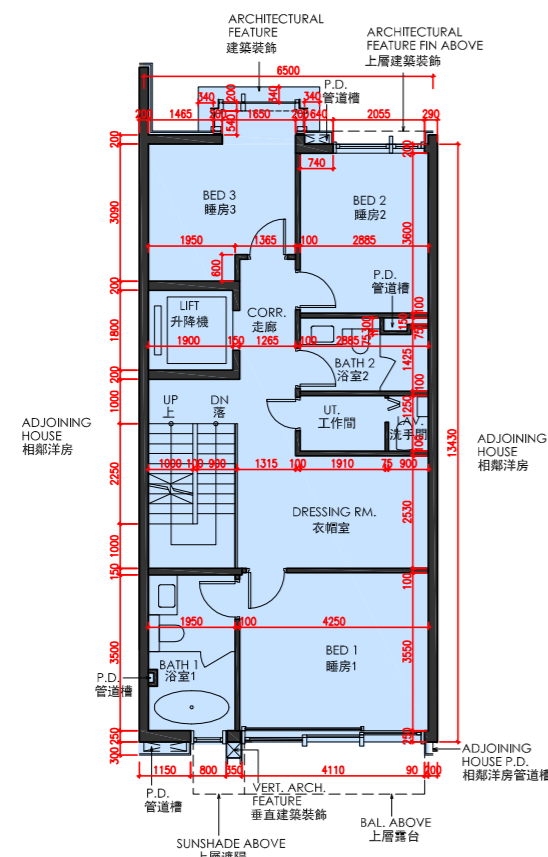


G/F FLOOR PLAN
地下樓面平面圖

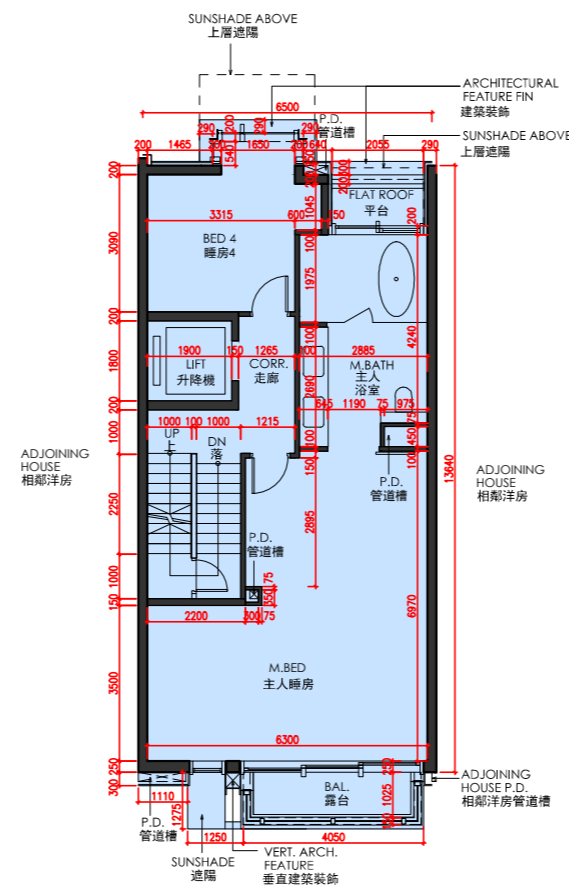
Scale 比例 0M/米 5M/米



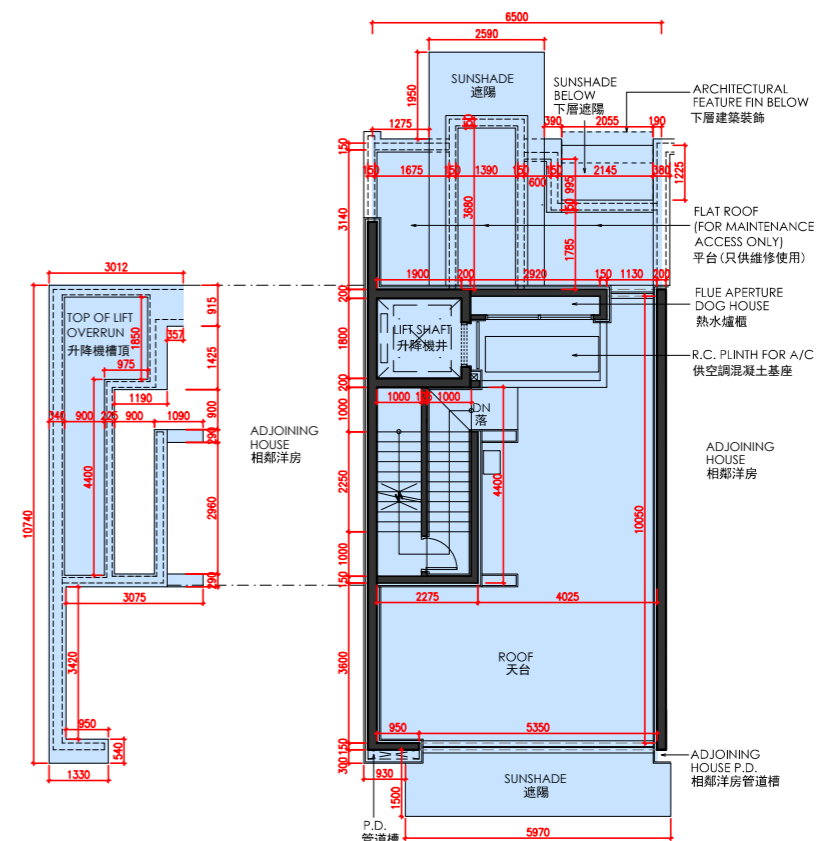
5 VILLA AVENUE
山城徑5號



1/F FLOOR PLAN
1樓樓面平面圖



2/F FLOOR PLAN
2樓樓面平面圖



ROOF PLAN
天台平面圖



FLOOR PLANS OF RESIDENTIAL PROPERTIES IN THE DEVELOPMENT 發展項目的住宅物業的樓面平面圖

| Floor 樓層 | The floor-to-floor height of each residential property (mm) 每個住宅物業的層與層之間的高度 (毫米) | The thickness of the floor slabs (excluding plaster) of each residential property (mm) 每個住宅物業的樓板 (不包括灰泥) 的厚度 (毫米) |
|-------------|---|--|
| B/F 地庫 | 4655, 4804 | 250, 300 |
| G/F 地下 | 4150, 4200 | 150, 175, 200, 250 |
| 1/F 1樓 | 3225, 3400, 3500 | 150, 175, 200 |
| 2/F 2樓 | 3500 | 175, 200, 225 |
| R/F 天台 | Not Applicable 不適用 | Not Applicable 不適用 |

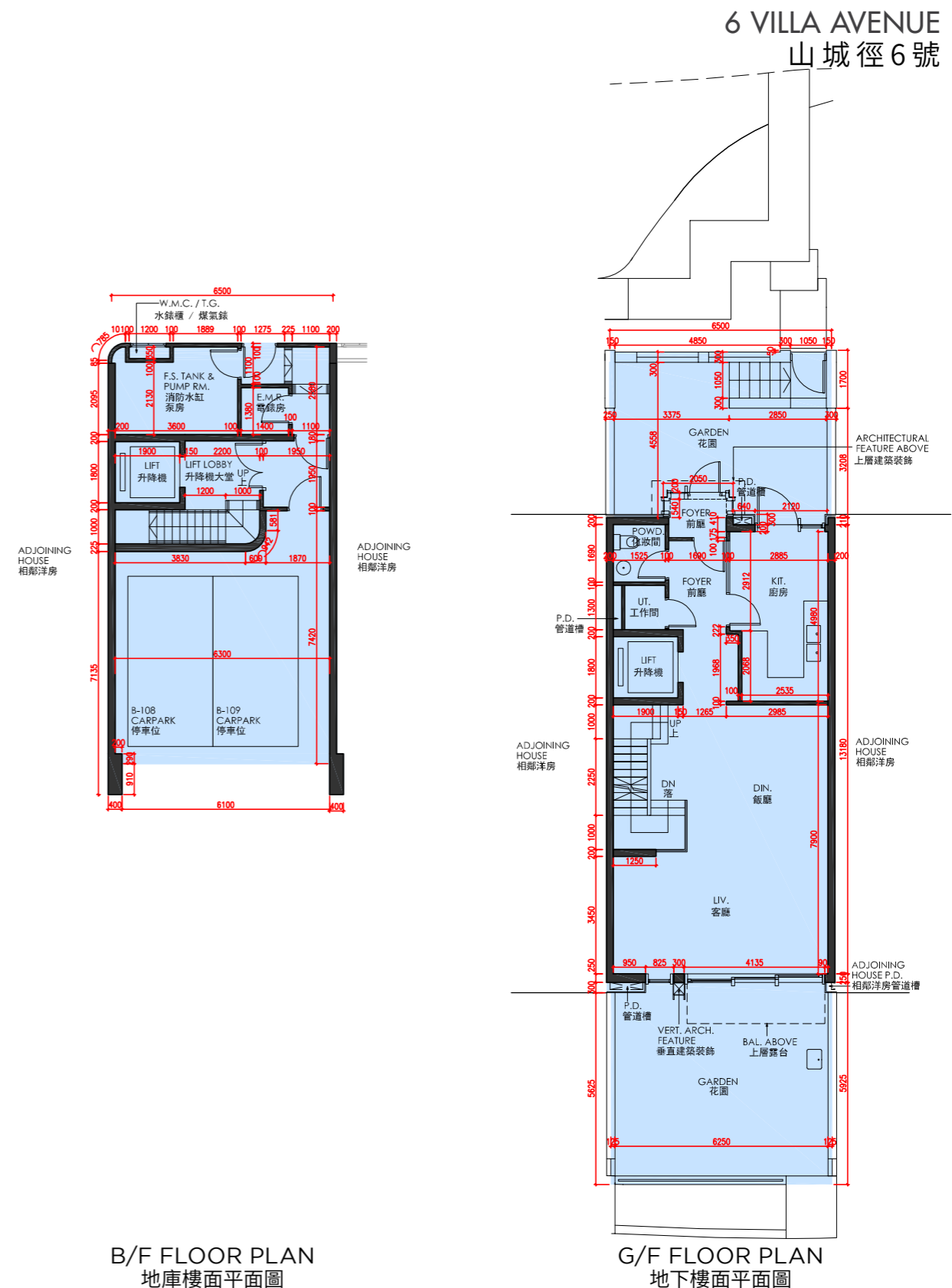
The internal areas of the residential properties on the upper floors will generally be slightly larger than those on the lower floors because of the reducing thickness of the structural walls on the upper floors. 因住宅物業的較高樓層結構牆的厚度遞減，較高樓層的內部面積，一般比較低樓層的內部面積稍大。

Notes:

- There may be architectural features and/or exposed pipes on external walls and/or windows of the residential units. For details, please refer to the latest approved building plans.
- Drainage pipes enclosed in cladding are installed at the external wall of the residential units. Also, drainage pipes will run through the flat roof, roof and/or garden of the residential units.
- The condensers of the VRV air-conditioners are located on Roof.
- There are ceiling bulkheads in living rooms, dining rooms, bedrooms, store, corridors, kitchens, air conditioning plant room and/or other rooms or areas of the residential units for the air-conditioning pipes and/or M&E services.
- The internal ceiling height within residential units may vary due to structural, architectural and/or decoration design variations.
- Some louvers that are installed at false ceilings may not be indicated on the floor plans.
- Symbols of fittings and fitments such as bathtub, sink, water closet, shower, sink counter, etc. are prepared based on the latest approved building plans and are for general indication only.

備註:

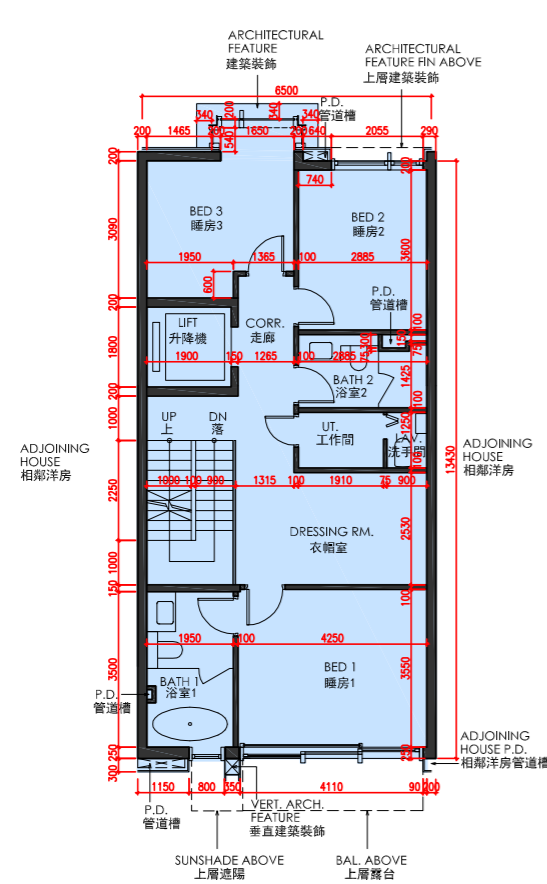
- 住宅單位外牆及/或窗戶設有建築裝飾及/或外露喉管，詳細資料請參考最新批准的建築圖則。
- 住宅單位外牆裝飾板內設有喉管。喉管亦安裝於住宅單位之平台、天台及/或花園內。
- VRV分體式空調冷氣機的冷凝器位於天台。
- 住宅單位客廳、飯廳、睡房、儲物室、走廊、廚房、冷氣機房及/或其他房間或空間的裝飾橫樑裝置冷氣喉管及/或機電設備。
- 住宅單位的天花高度將會因應其結構、建築設計及/或裝修設計上的需要而有差異。
- 部份百葉窗安裝於假天花且沒有於平面圖顯示。
- 樓面平面圖上所顯示的裝置符號，如浴缸、洗滌盆、座廁、花灑、洗滌盆櫃等乃按最新的經批准的建築圖則繪製，只作一般示意用途。



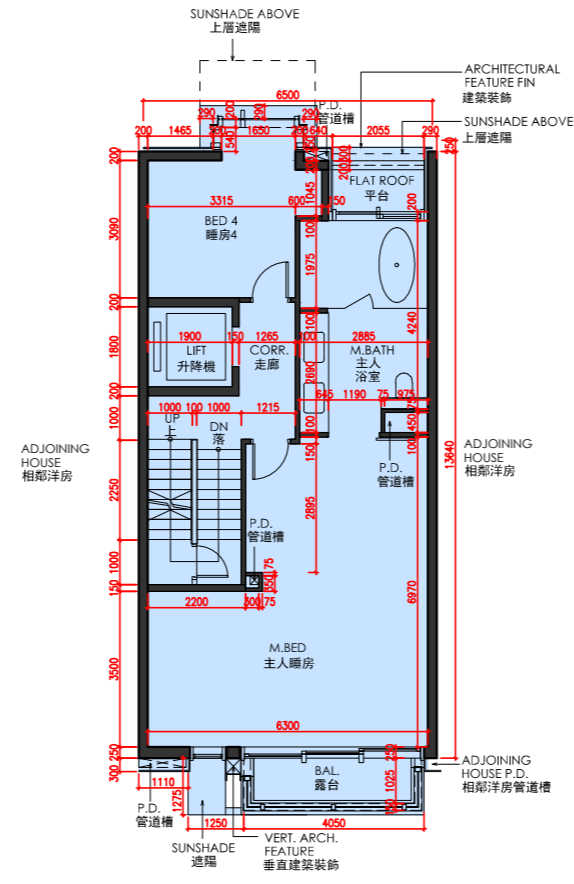
Scale 比例 | 0M/米 | 5M/米



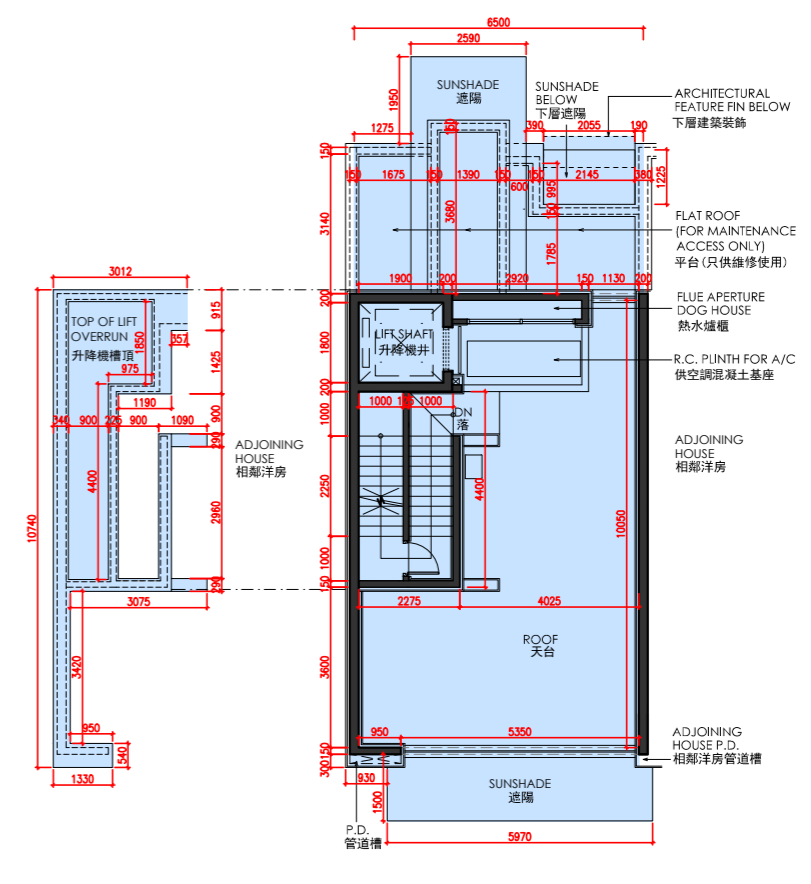
6 VILLA AVENUE
山城徑6號



1/F FLOOR PLAN
1樓樓面平面圖



2/F FLOOR PLAN
2樓樓面平面圖



ROOF PLAN
天台平面圖



FLOOR PLANS OF RESIDENTIAL PROPERTIES IN THE DEVELOPMENT 發展項目的住宅物業的樓面平面圖

| Floor 樓層 | The floor-to-floor height of each residential property (mm) 每個住宅物業的層與層之間的高度 (毫米) | The thickness of the floor slabs (excluding plaster) of each residential property (mm) 每個住宅物業的樓板 (不包括灰泥) 的厚度 (毫米) |
|-------------|---|--|
| B/F 地庫 | 4825, 4959 | 250, 300 |
| G/F 地下 | 4150, 4200 | 150, 175, 200, 250 |
| 1/F 1樓 | 3225, 3400, 3500 | 150, 175, 200 |
| 2/F 2樓 | 3500 | 175, 200, 225 |
| R/F 天台 | Not Applicable 不適用 | Not Applicable 不適用 |

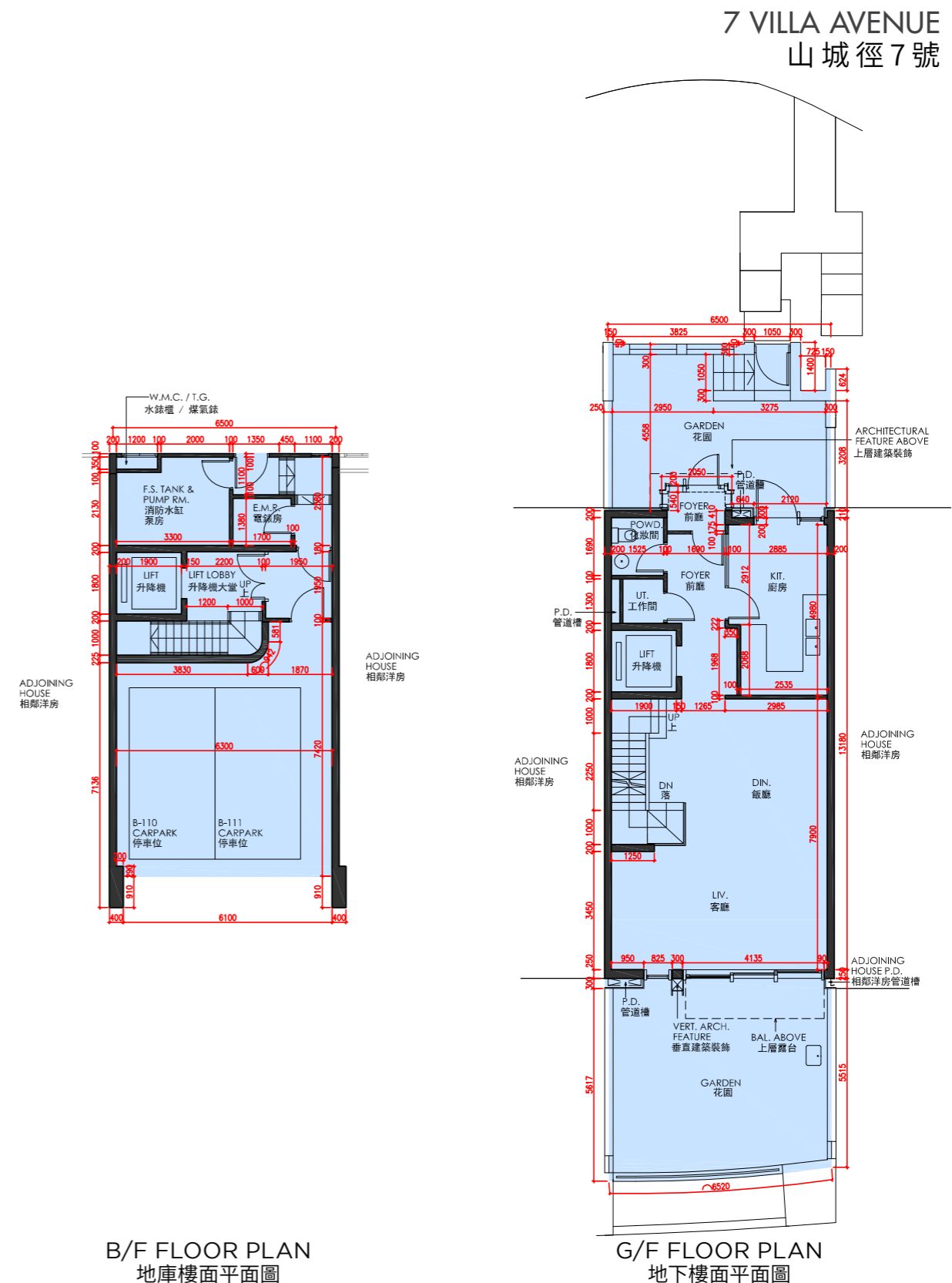
The internal areas of the residential properties on the upper floors will generally be slightly larger than those on the lower floors because of the reducing thickness of the structural walls on the upper floors. 因住宅物業的較高樓層結構牆的厚度遞減，較高樓層的內部面積，一般比較低樓層的內部面積稍大。

Notes:

- There may be architectural features and/or exposed pipes on external walls and/or windows of the residential units. For details, please refer to the latest approved building plans.
- Drainage pipes enclosed in cladding are installed at the external wall of the residential units. Also, drainage pipes will run through the flat roof, roof and/or garden of the residential units.
- The condensers of the VRV air-conditioners are located on Roof.
- There are ceiling bulkheads in living rooms, dining rooms, bedrooms, store, corridors, kitchens, air conditioning plant room and/or other rooms or areas of the residential units for the air-conditioning pipes and/or M&E services.
- The internal ceiling height within residential units may vary due to structural, architectural and/or decoration design variations.
- Some louvers that are installed at false ceilings may not be indicated on the floor plans.
- Symbols of fittings and fitments such as bathtub, sink, water closet, shower, sink counter, etc. are prepared based on the latest approved building plans and are for general indication only.

備註:

- 住宅單位外牆及/或窗戶設有建築裝飾及/或外露喉管，詳細資料請參考最新批准的建築圖則。
- 住宅單位外牆裝飾板內設有喉管。喉管亦安裝於住宅單位之平台、天台及/或花園內。
- VRV分體式空調冷氣機的冷凝器位於天台。
- 住宅單位客廳、飯廳、睡房、儲物室、走廊、廚房、冷氣機房及/或其他房間或空間的裝飾橫樑裝置冷氣喉管及/或機電設備。
- 住宅單位的天花高度將會因應其結構、建築設計及/或裝修設計上的需要而有差異。
- 部份百葉窗安裝於假天花且沒有於平面圖顯示。
- 樓面平面圖上所顯示的裝置符號，如浴缸、洗滌盆、座廁、花灑、洗滌盆櫃等乃按最新的經批准的建築圖則繪製，只作一般示意用途。



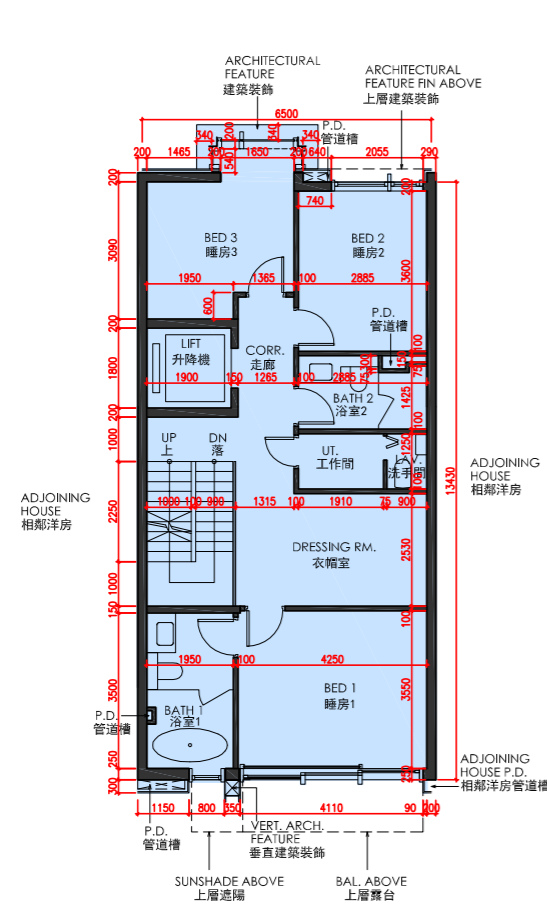
B/F FLOOR PLAN
地庫樓面平面圖

G/F FLOOR PLAN
地下樓面平面圖

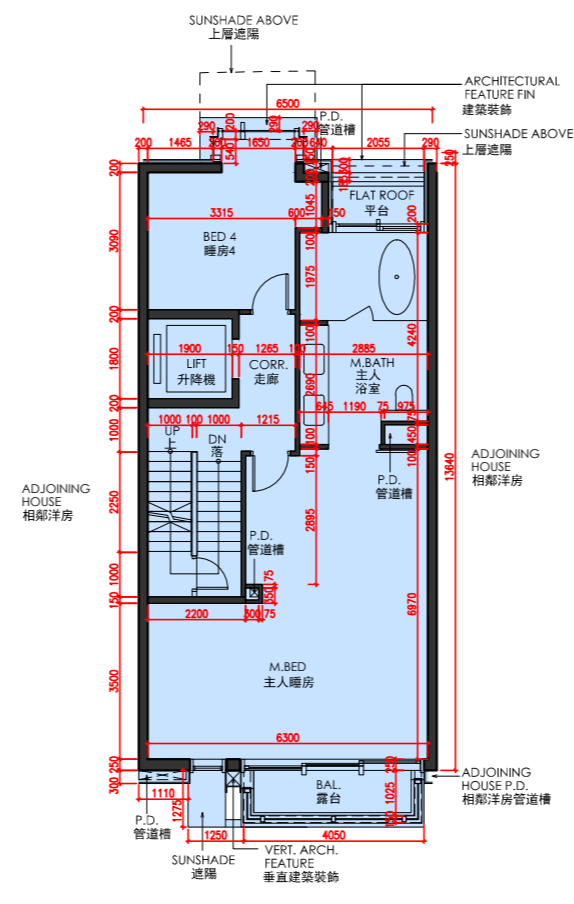
Scale
比例 0M/米 5M/米



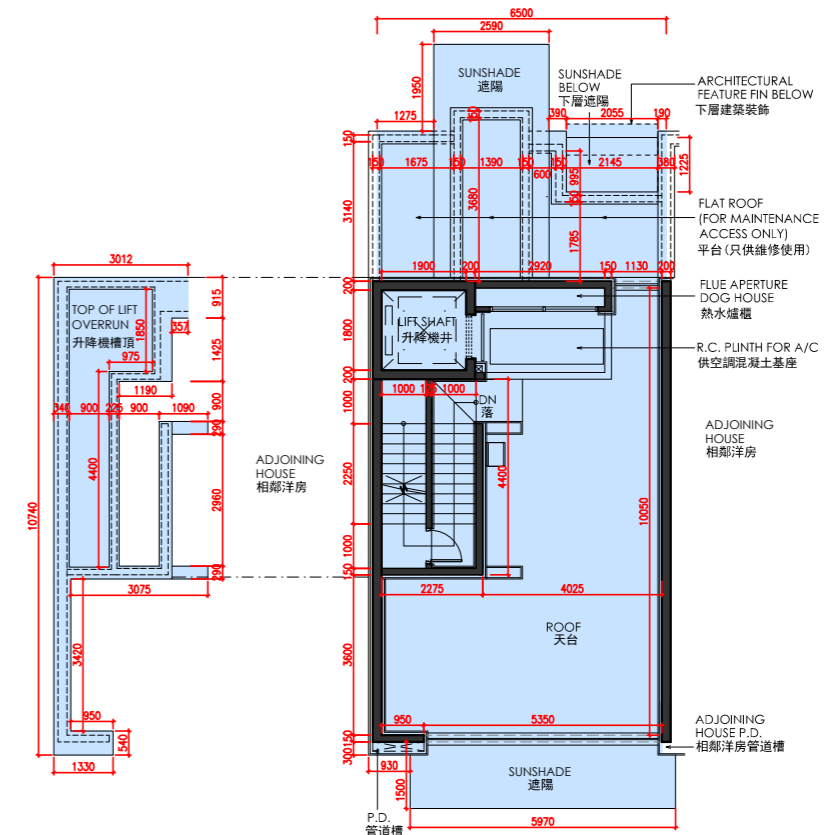
7 VILLA AVENUE
山城徑7號



1/F FLOOR PLAN
1樓樓面平面圖



2/F FLOOR PLAN
2樓樓面平面圖



ROOF PLAN
天台平面圖

Scale 比例 0M/米 5M/米



FLOOR PLANS OF RESIDENTIAL PROPERTIES IN THE DEVELOPMENT 發展項目的住宅物業的樓面平面圖

| Floor 樓層 | The floor-to-floor height of each residential property (mm) 每個住宅物業的層與層之間的高度 (毫米) | The thickness of the floor slabs (excluding plaster) of each residential property (mm) 每個住宅物業的樓板 (不包括灰泥) 的厚度 (毫米) |
|-------------|---|--|
| B/F 地庫 | 4620, 4814 | 250, 300 |
| G/F 地下 | 4150, 4200 | 150, 175, 200, 250 |
| 1/F 1樓 | 3225, 3400, 3500 | 150, 175, 200 |
| 2/F 2樓 | 3500 | 175, 200, 225 |
| R/F 天台 | Not Applicable 不適用 | Not Applicable 不適用 |

The internal areas of the residential properties on the upper floors will generally be slightly larger than those on the lower floors because of the reducing thickness of the structural walls on the upper floors. 因住宅物業的較高樓層結構牆的厚度遞減，較高樓層的內部面積，一般比較低樓層的內部面積稍大。

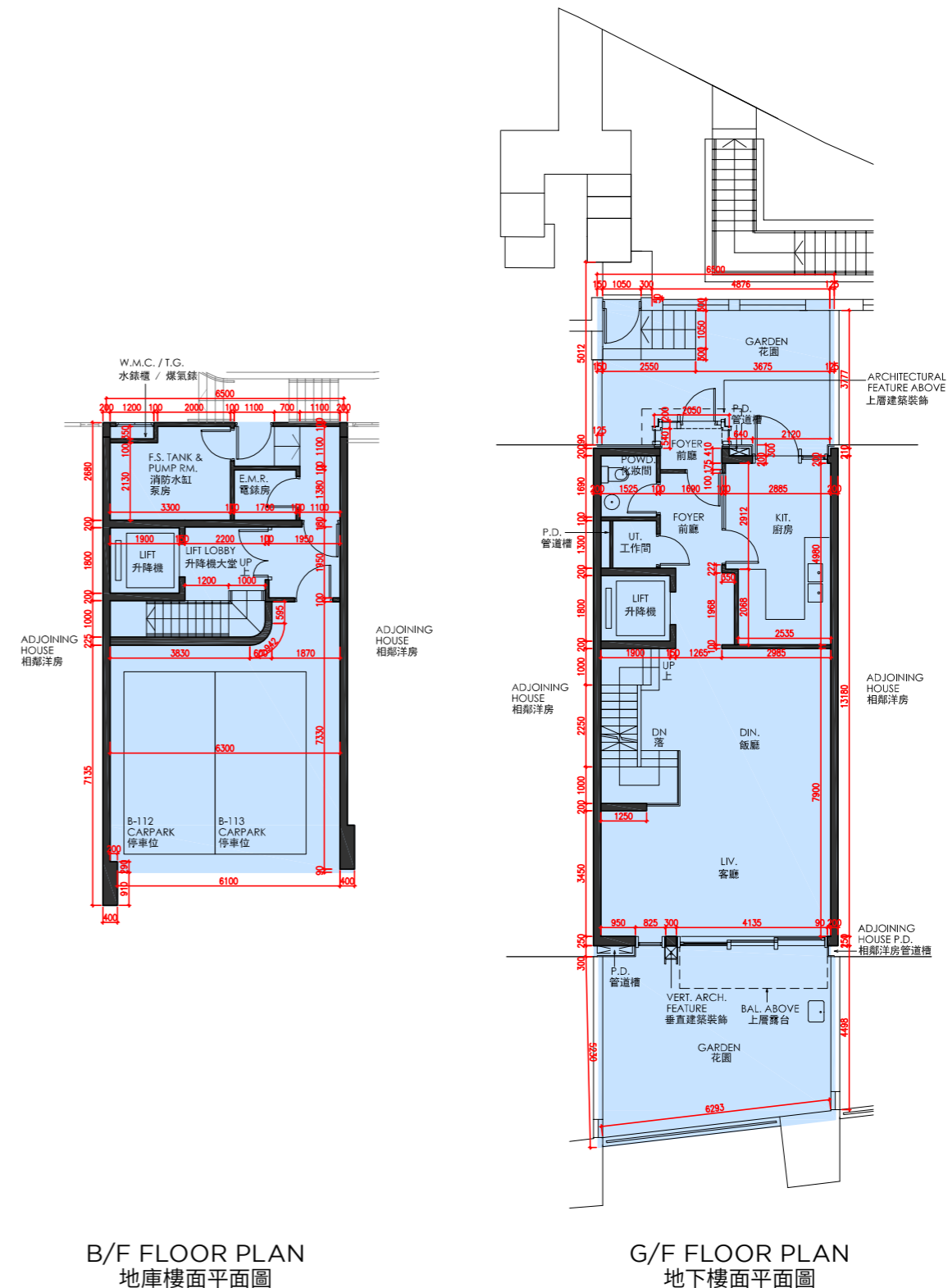
Notes:

- There may be architectural features and/or exposed pipes on external walls and/or windows of the residential units. For details, please refer to the latest approved building plans.
- Drainage pipes enclosed in cladding are installed at the external wall of the residential units. Also, drainage pipes will run through the flat roof, roof and/or garden of the residential units.
- The condensers of the VRV air-conditioners are located on Roof.
- There are ceiling bulkheads in living rooms, dining rooms, bedrooms, store, corridors, kitchens, air conditioning plant room and/or other rooms or areas of the residential units for the air-conditioning pipes and/or M&E services.
- The internal ceiling height within residential units may vary due to structural, architectural and/or decoration design variations.
- Some louvers that are installed at false ceilings may not be indicated on the floor plans.
- Symbols of fittings and fitments such as bathtub, sink, water closet, shower, sink counter, etc. are prepared based on the latest approved building plans and are for general indication only.

備註:

- 住宅單位外牆及/或窗戶設有建築裝飾及/或外露喉管，詳細資料請參考最新批准的建築圖則。
- 住宅單位外牆裝飾板內設有喉管。喉管亦安裝於住宅單位之平台、天台及/或花園內。
- VRV分體式空調冷氣機的冷凝器位於天台。
- 住宅單位客廳、飯廳、睡房、儲物室、走廊、廚房、冷氣機房及/或其他房間或空間的裝飾橫樑裝置冷氣喉管及/或機電設備。
- 住宅單位的天花高度將會因應其結構、建築設計及/或裝修設計上的需要而有差異。
- 部份百葉窗安裝於假天花且沒有於平面圖顯示。
- 樓面平面圖上所顯示的裝置符號，如浴缸、洗滌盆、座廁、花灑、洗滌盆櫃等乃按最新的經批准的建築圖則繪製，只作一般示意用途。

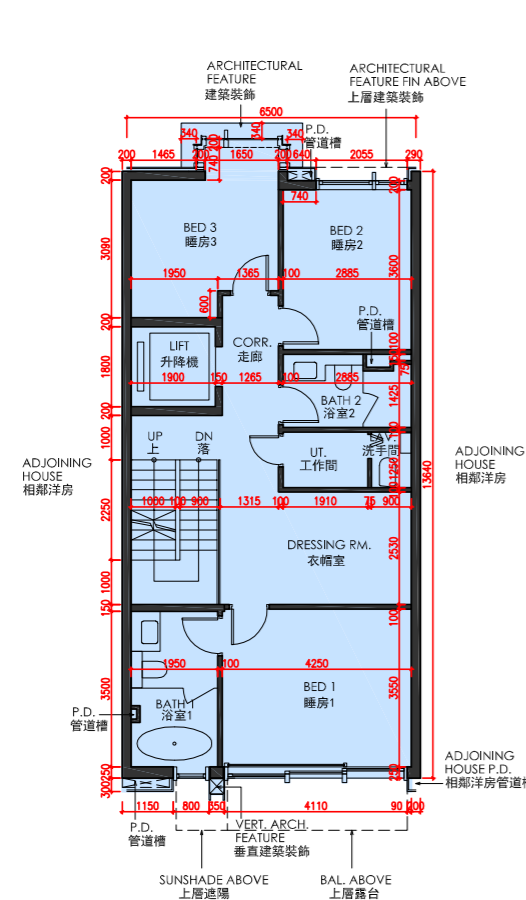
8 VILLA AVENUE 山城徑8號



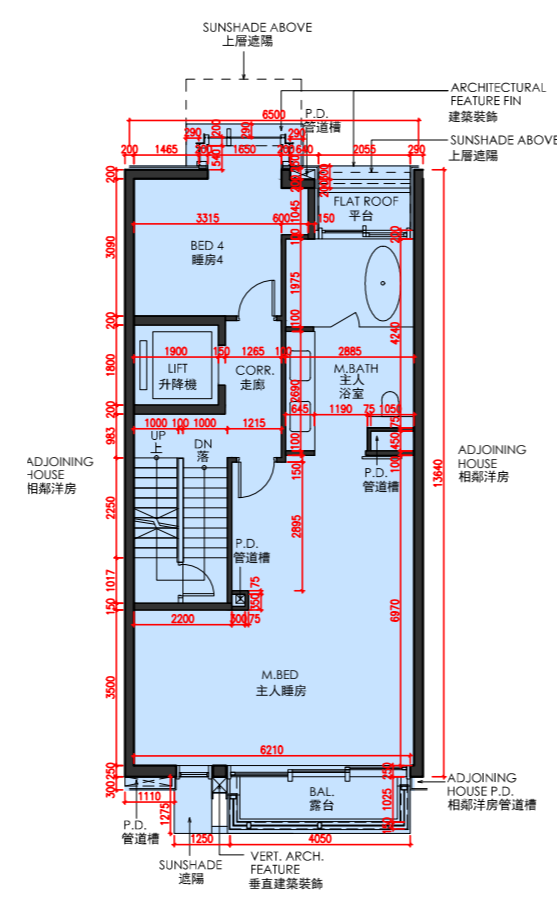
Scale
比例 0M/米 5M/米



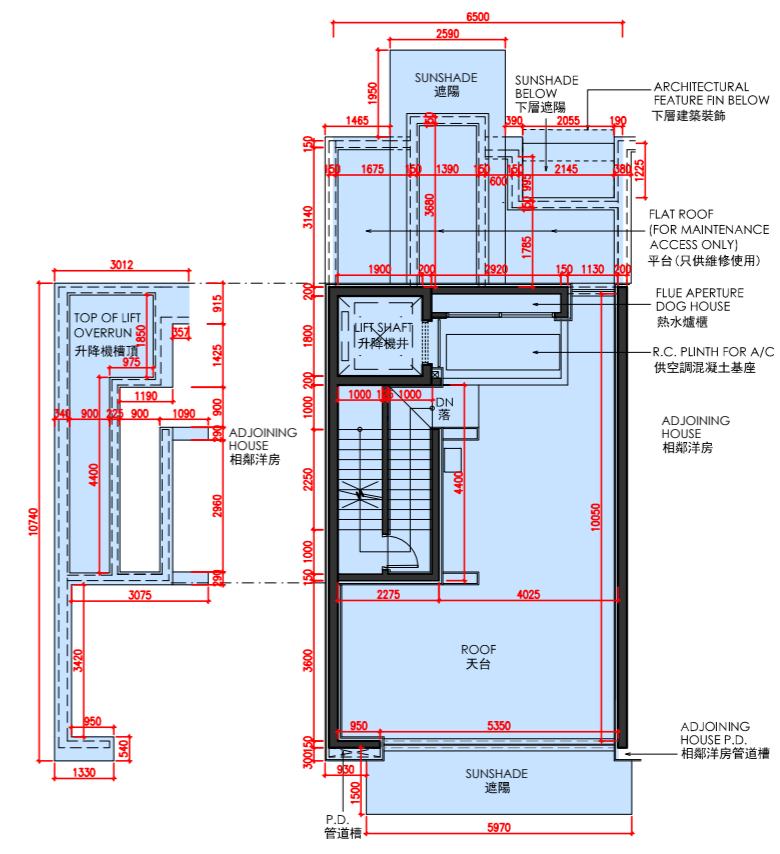
8 VILLA AVENUE
山城徑8號



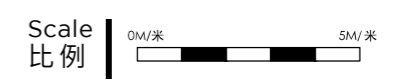
1/F FLOOR PLAN
1樓樓面平面圖



2/F FLOOR PLAN
2樓樓面平面圖



ROOF PLAN
天台平面圖



FLOOR PLANS OF RESIDENTIAL PROPERTIES IN THE DEVELOPMENT 發展項目的住宅物業的樓面平面圖

| Floor 樓層 | The floor-to-floor height of each residential property (mm) 每個住宅物業的層與層之間的高度 (毫米) | The thickness of the floor slabs (excluding plaster) of each residential property (mm) 每個住宅物業的樓板 (不包括灰泥) 的厚度 (毫米) |
|-------------|---|--|
| B/F 地庫 | 4877, 5086 | 250, 300 |
| G/F 地下 | 4150, 4200 | 150, 175, 200, 250 |
| 1/F 1樓 | 3225, 3400, 3500 | 150, 175, 200 |
| 2/F 2樓 | 3500 | 175, 200, 225 |
| R/F 天台 | Not Applicable 不適用 | Not Applicable 不適用 |

The internal areas of the residential properties on the upper floors will generally be slightly larger than those on the lower floors because of the reducing thickness of the structural walls on the upper floors. 因住宅物業的較高樓層結構牆的厚度遞減，較高樓層的內部面積，一般比較低樓層的內部面積稍大。

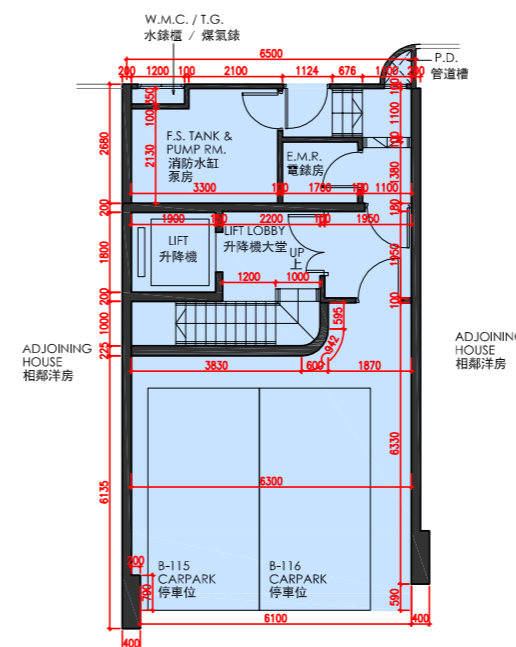
Notes:

- There may be architectural features and/or exposed pipes on external walls and/or windows of the residential units. For details, please refer to the latest approved building plans.
- Drainage pipes enclosed in cladding are installed at the external wall of the residential units. Also, drainage pipes will run through the flat roof, roof and/or garden of the residential units.
- The condensers of the VRV air-conditioners are located on Roof.
- There are ceiling bulkheads in living rooms, dining rooms, bedrooms, store, corridors, kitchens, air conditioning plant room and/or other rooms or areas of the residential units for the air-conditioning pipes and/or M&E services.
- The internal ceiling height within residential units may vary due to structural, architectural and/or decoration design variations.
- Some louvers that are installed at false ceilings may not be indicated on the floor plans.
- Symbols of fittings and fitments such as bathtub, sink, water closet, shower, sink counter, etc. are prepared based on the latest approved building plans and are for general indication only.

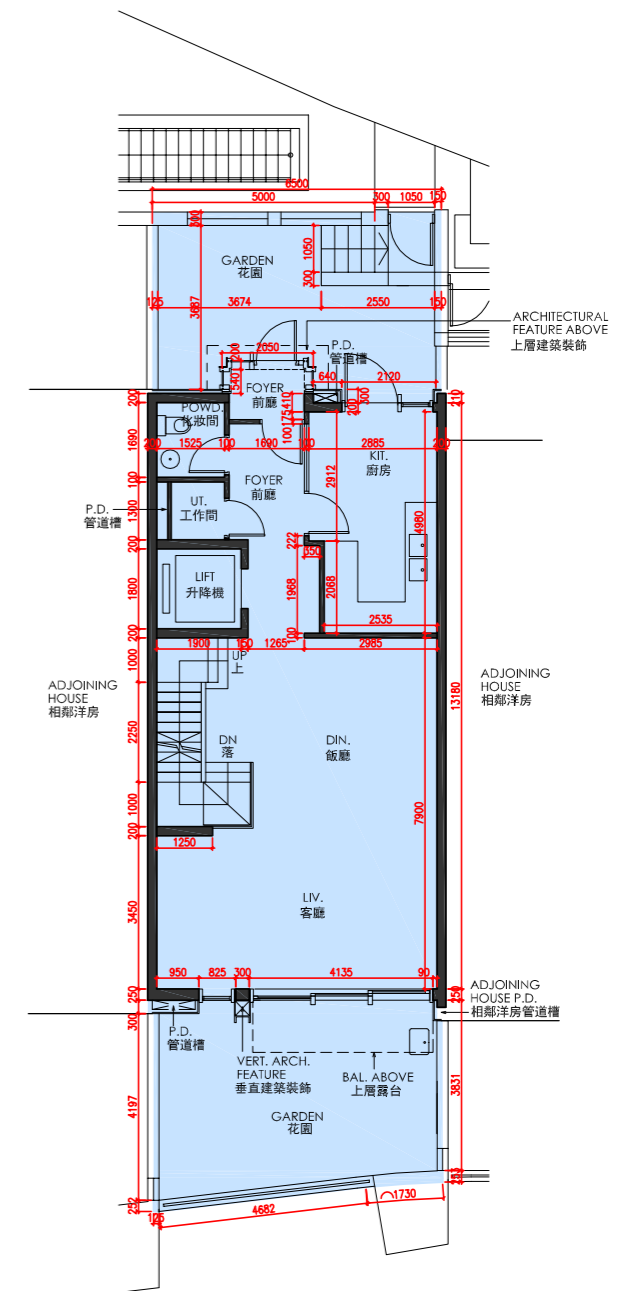
備註:

- 住宅單位外牆及/或窗戶設有建築裝飾及/或外露喉管，詳細資料請參考最新批准的建築圖則。
- 住宅單位外牆裝飾板內設有喉管。喉管亦安裝於住宅單位之平台、天台及/或花園內。
- VRV分體式空調冷氣機的冷凝器位於天台。
- 住宅單位客廳、飯廳、睡房、儲物室、走廊、廚房、冷氣機房及/或其他房間或空間的裝飾橫樑裝置冷氣喉管及/或機電設備。
- 住宅單位的天花高度將會因應其結構、建築設計及/或裝修設計上的需要而有差異。
- 部份百葉窗安裝於假天花且沒有於平面圖顯示。
- 樓面平面圖上所顯示的裝置符號，如浴缸、洗滌盆、座廁、花灑、洗滌盆櫃等乃按最新的經批准的建築圖則繪製，只作一般示意用途。

9 VILLA AVENUE 山城徑9號



B/F FLOOR PLAN
地庫樓面平面圖

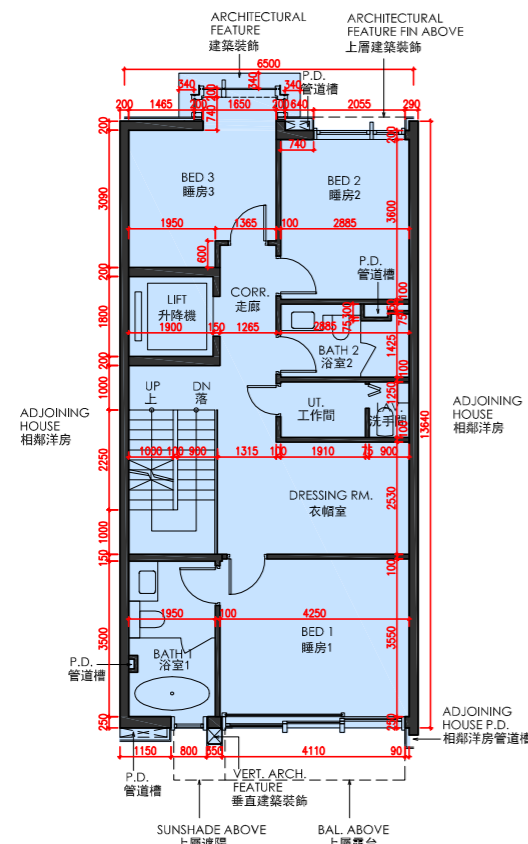


G/F FLOOR PLAN
地下樓面平面圖

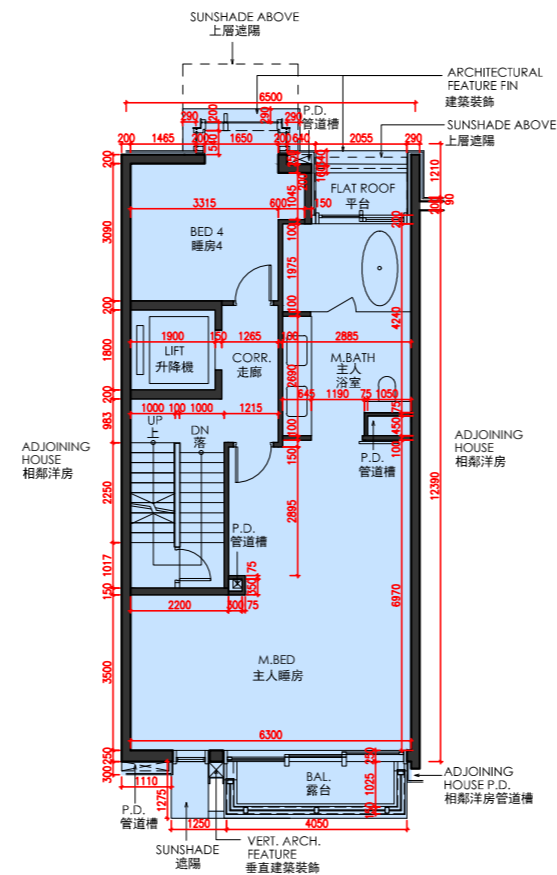
Scale 比例 0M/米 5M/米



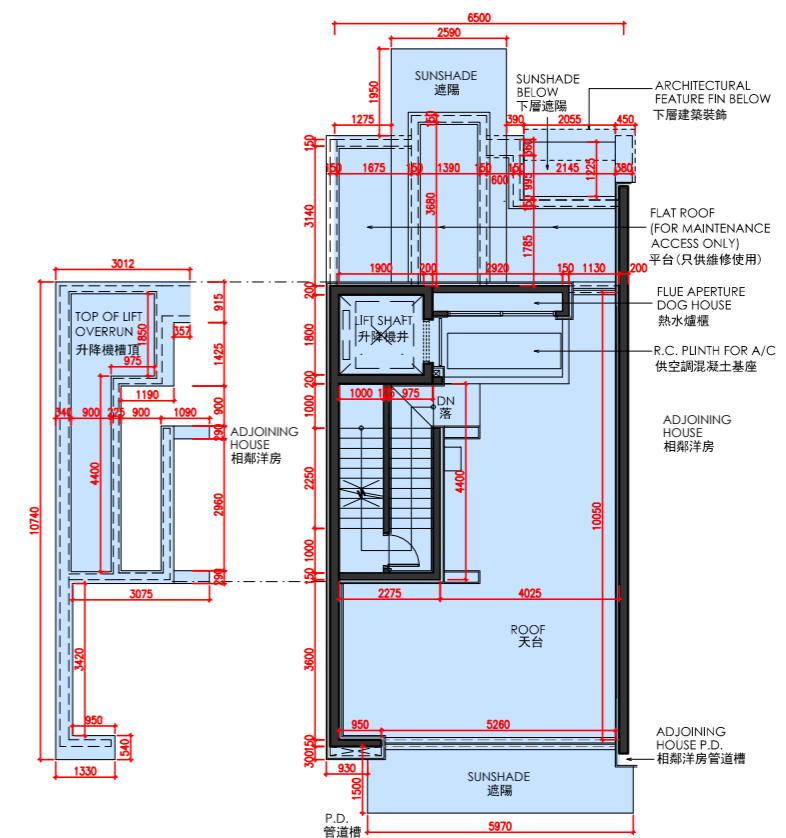
9 VILLA AVENUE
山城徑9號



1/F FLOOR PLAN
1樓樓面平面圖



2/F FLOOR PLAN
2樓樓面平面圖



ROOF PLAN
天台平面圖

Scale 比例 0M/米 5M/米



FLOOR PLANS OF RESIDENTIAL PROPERTIES IN THE DEVELOPMENT
發展項目的住宅物業的樓面平面圖

| Floor 樓層 | The floor-to-floor height of each residential property (mm) 每個住宅物業的層與層之間的高度 (毫米) | The thickness of the floor slabs (excluding plaster) of each residential property (mm) 每個住宅物業的樓板 (不包括灰泥) 的厚度 (毫米) |
|-------------|---|--|
| B/F 地庫 | 4740, 4840 | 250, 300 |
| G/F 地下 | 4150, 4200 | 150, 200, 225 |
| 1/F 1樓 | 3450, 3500 | 150, 200, 225 |
| 2/F 2樓 | 3500 | 150, 200, 225 |
| R/F 天台 | Not Applicable 不適用 | Not Applicable 不適用 |

The internal areas of the residential properties on the upper floors will generally be slightly larger than those on the lower floors because of the reducing thickness of the structural walls on the upper floors. 因住宅物業的較高樓層結構牆的厚度遞減，較高樓層的內部面積，一般比較低樓層的內部面積稍大。

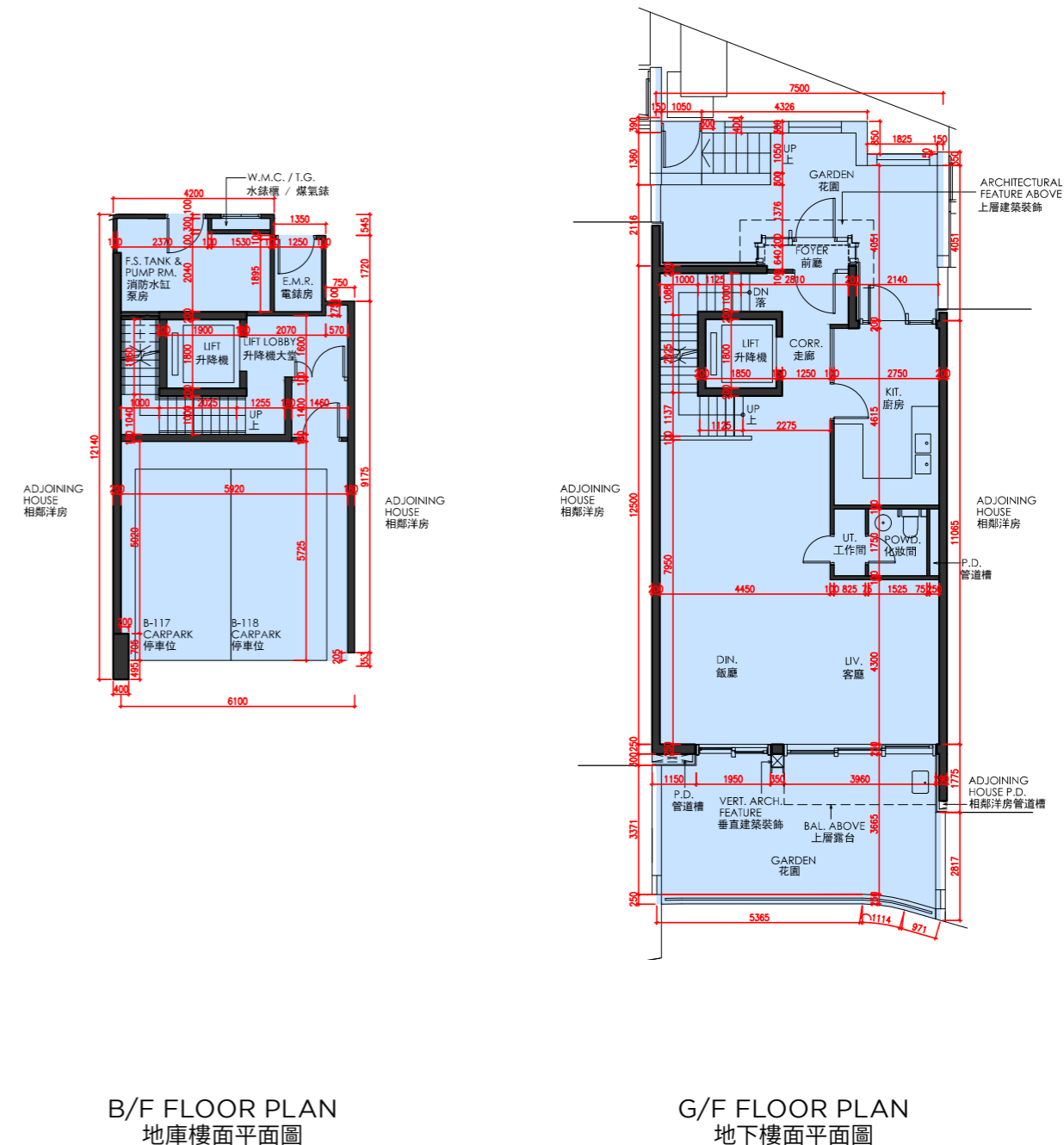
Notes:

- There may be architectural features and/or exposed pipes on external walls and/or windows of the residential units. For details, please refer to the latest approved building plans.
- Drainage pipes enclosed in cladding are installed at the external wall of the residential units. Also, drainage pipes will run through the flat roof, roof and/or garden of the residential units.
- The condensers of the VRV air-conditioners are located on Roof.
- There are ceiling bulkheads in living rooms, dining rooms, bedrooms, store, corridors, kitchens, air conditioning plant room and/or other rooms or areas of the residential units for the air-conditioning pipes and/or M&E services.
- The internal ceiling height within residential units may vary due to structural, architectural and/or decoration design variations.
- Some louvers that are installed at false ceilings may not be indicated on the floor plans.
- Symbols of fittings and fitments such as bathtub, sink, water closet, shower, sink counter, etc. are prepared based on the latest approved building plans and are for general indication only.

備註:

- 住宅單位外牆及/或窗戶設有建築裝飾及/或外露喉管，詳細資料請參考最新批准的建築圖則。
- 住宅單位外牆裝飾板內設有喉管。喉管亦安裝於住宅單位之平台、天台及/或花園內。
- VRV分體式空調冷氣機的冷凝器位於天台。
- 住宅單位客廳、飯廳、睡房、儲物室、走廊、廚房、冷氣機房及/或其他房間或空間的裝飾橫樑裝置冷氣喉管及/或機電設備。
- 住宅單位的天花高度將會因應其結構、建築設計及/或裝修設計上的需要而有差異。
- 部份百葉窗安裝於假天花且沒有於平面圖顯示。
- 樓面平面圖上所顯示的裝置符號，如浴缸、洗滌盆、座廁、花灑、洗滌盆櫃等乃按最新的經批准的建築圖則繪製，只作一般示意用途。

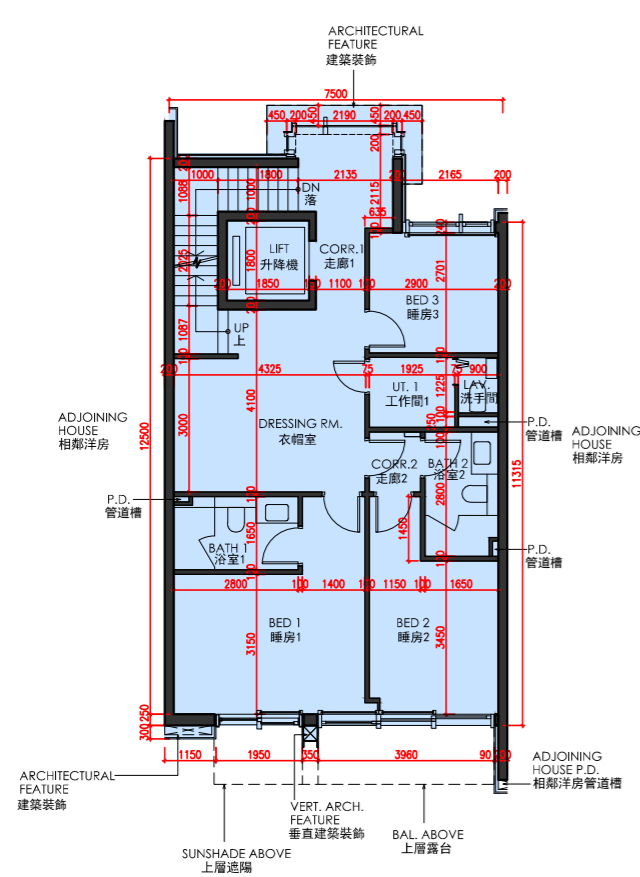
10 VILLA AVENUE
山城徑10號



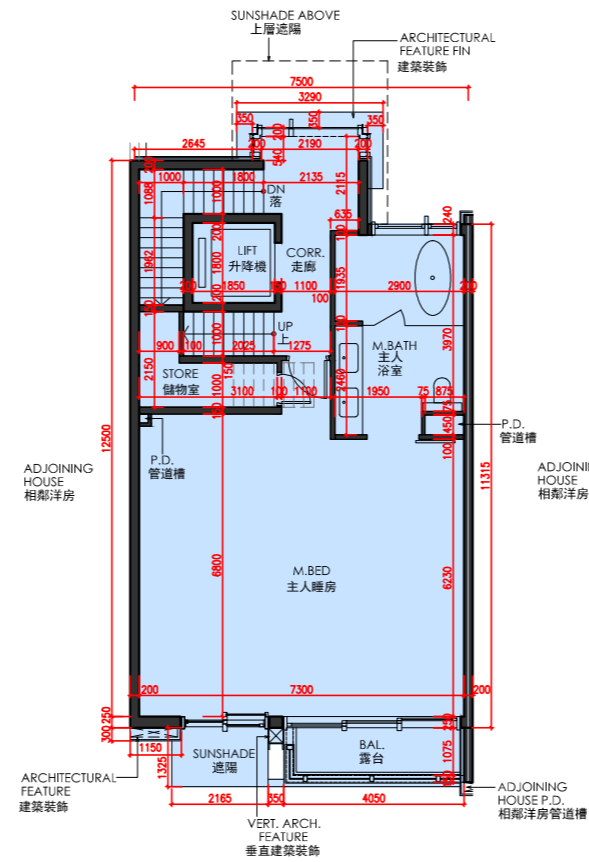
Scale
比例



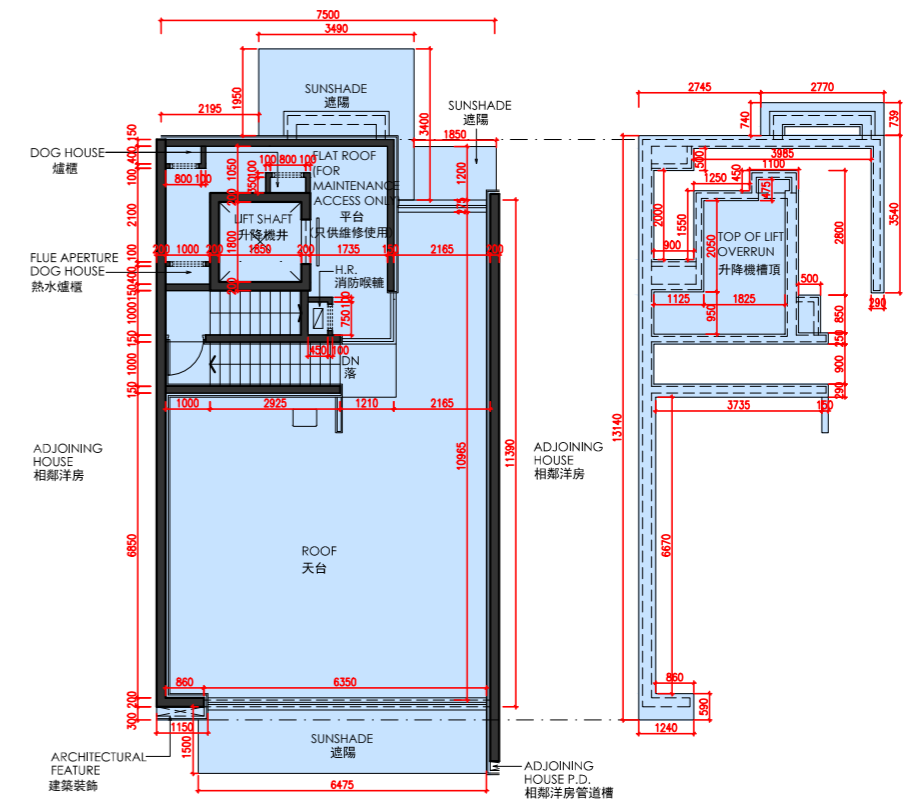
10 VILLA AVENUE
山城徑10號



1/F FLOOR PLAN
1樓樓面平面圖



2/F FLOOR PLAN
2樓樓面平面圖



ROOF PLAN
天台平面圖



FLOOR PLANS OF RESIDENTIAL PROPERTIES IN THE DEVELOPMENT 發展項目的住宅物業的樓面平面圖

| Floor 樓層 | The floor-to-floor height of each residential property (mm) 每個住宅物業的層與層之間的高度 (毫米) | The thickness of the floor slabs (excluding plaster) of each residential property (mm) 每個住宅物業的樓板 (不包括灰泥) 的厚度 (毫米) |
|-------------|---|--|
| B/F 地庫 | 5000, 5100 | 250, 300 |
| G/F 地下 | 4150, 4200 | 150, 200, 225 |
| 1/F 1樓 | 3450, 3500 | 150, 200, 225 |
| 2/F 2樓 | 3500 | 150, 200, 225 |
| R/F 天台 | Not Applicable 不適用 | Not Applicable 不適用 |

The internal areas of the residential properties on the upper floors will generally be slightly larger than those on the lower floors because of the reducing thickness of the structural walls on the upper floors. 因住宅物業的較高樓層結構牆的厚度遞減，較高樓層的內部面積，一般比較低樓層的內部面積稍大。

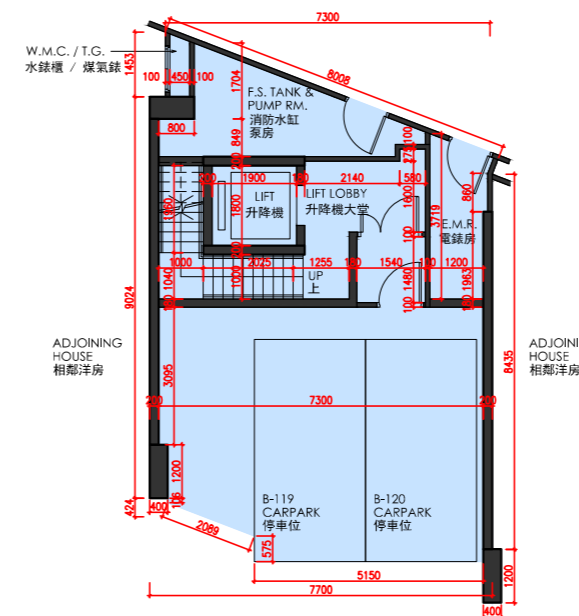
Notes:

- There may be architectural features and/or exposed pipes on external walls and/or windows of the residential units. For details, please refer to the latest approved building plans.
- Drainage pipes enclosed in cladding are installed at the external wall of the residential units. Also, drainage pipes will run through the flat roof, roof and/or garden of the residential units.
- The condensers of the VRV air-conditioners are located on Roof.
- There are ceiling bulkheads in living rooms, dining rooms, bedrooms, store, corridors, kitchens, air conditioning plant room and/or other rooms or areas of the residential units for the air-conditioning pipes and/or M&E services.
- The internal ceiling height within residential units may vary due to structural, architectural and/or decoration design variations.
- Some louvers that are installed at false ceilings may not be indicated on the floor plans.
- Symbols of fittings and fitments such as bathtub, sink, water closet, shower, sink counter, etc. are prepared based on the latest approved building plans and are for general indication only.

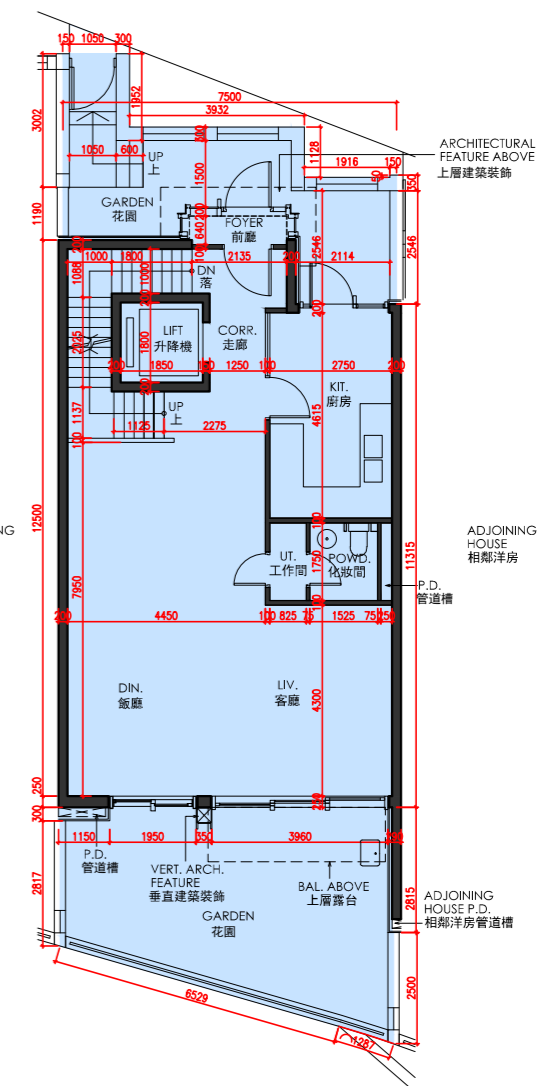
備註:

- 住宅單位外牆及/或窗戶設有建築裝飾及/或外露喉管，詳細資料請參考最新批准的建築圖則。
- 住宅單位外牆裝飾板內設有喉管。喉管亦安裝於住宅單位之平台、天台及/或花園內。
- VRV分體式空調冷氣機的冷凝器位於天台。
- 住宅單位客廳、飯廳、睡房、儲物室、走廊、廚房、冷氣機房及/或其他房間或空間的裝飾橫樑裝置冷氣喉管及/或機電設備。
- 住宅單位的天花高度將會因應其結構、建築設計及/或裝修設計上的需要而有差異。
- 部份百葉窗安裝於假天花且沒有於平面圖顯示。
- 樓面平面圖上所顯示的裝置符號，如浴缸、洗滌盆、座廁、花灑、洗滌盆櫃等乃按最新的經批准的建築圖則繪製，只作一般示意用途。

11 VILLA AVENUE 山城徑11號



B/F FLOOR PLAN
地庫樓面平面圖

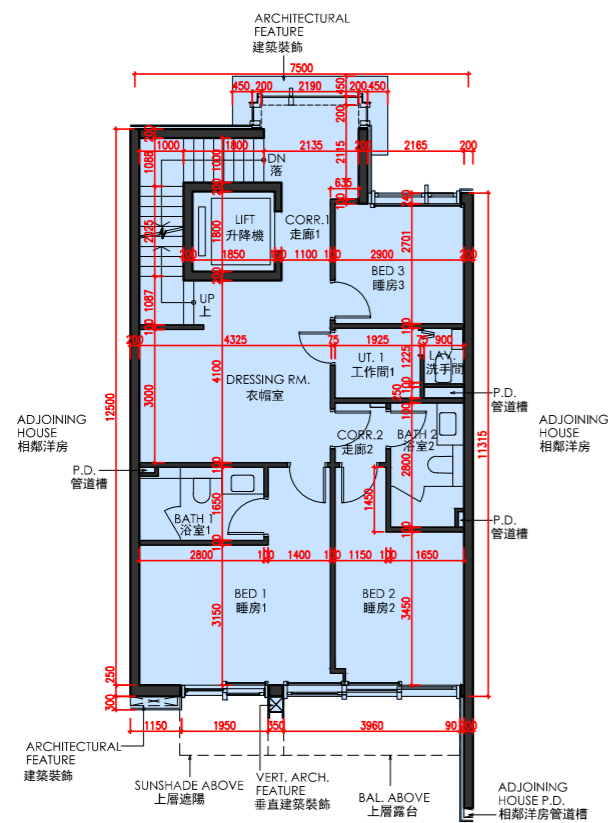


G/F FLOOR PLAN
地下樓面平面圖

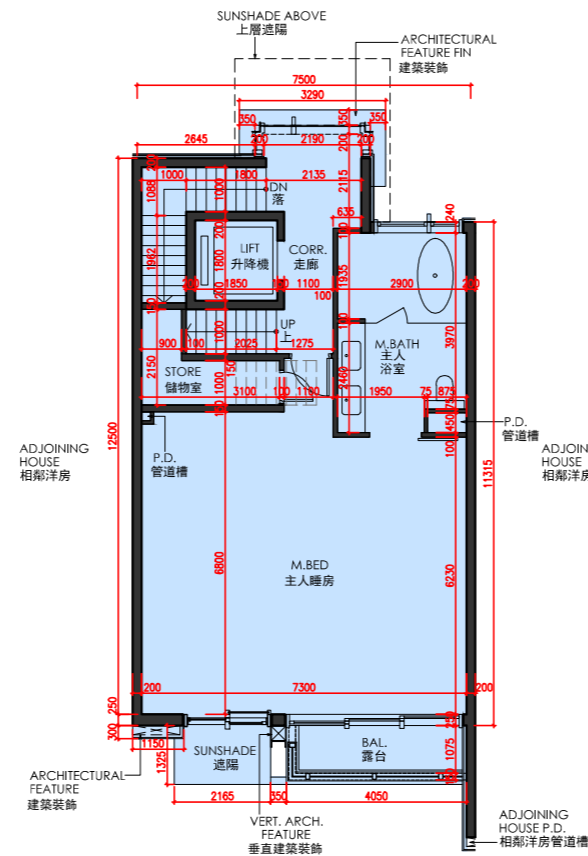
Scale 比例 | 0M/米 | 5M/米



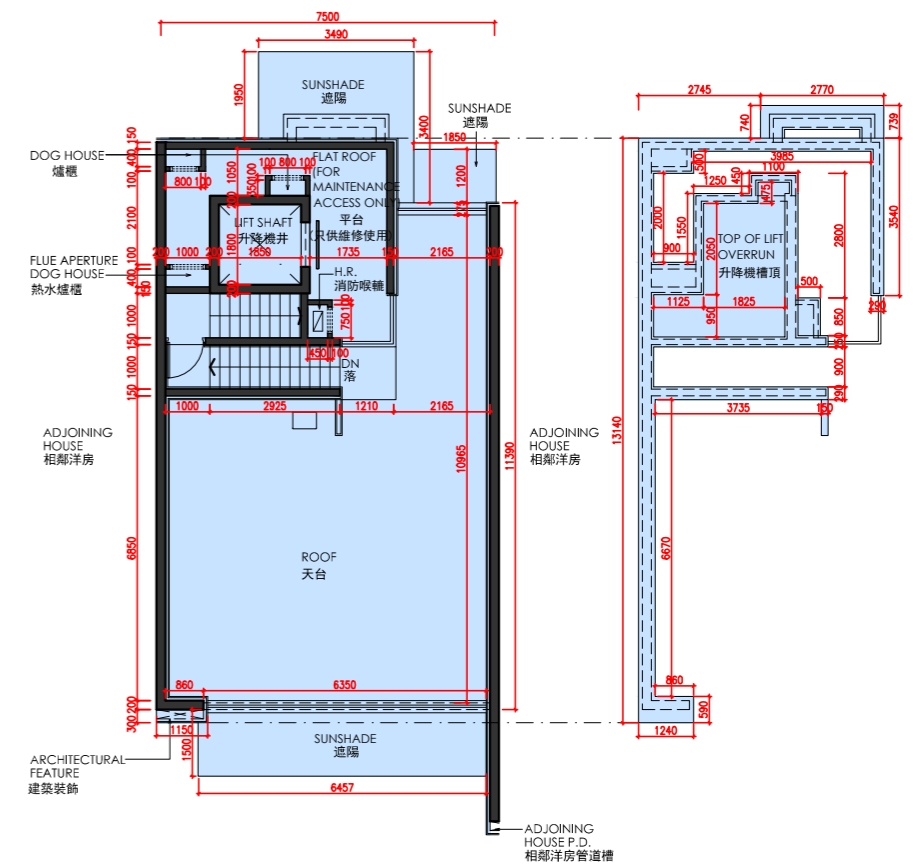
11 VILLA AVENUE
山城徑11號



1/F FLOOR PLAN
1樓樓面平面圖



2/F FLOOR PLAN
2樓樓面平面圖



ROOF PLAN
天台平面圖



FLOOR PLANS OF RESIDENTIAL PROPERTIES IN THE DEVELOPMENT 發展項目的住宅物業的樓面平面圖

| Floor 樓層 | The floor-to-floor height of each residential property (mm) 每個住宅物業的層與層之間的高度 (毫米) | The thickness of the floor slabs (excluding plaster) of each residential property (mm) 每個住宅物業的樓板 (不包括灰泥) 的厚度 (毫米) |
|-------------|---|--|
| B/F 地庫 | 4460, 4563 | 250, 300 |
| G/F 地下 | 4150, 4200 | 150, 200, 225 |
| 1/F 1樓 | 3450, 3500 | 150, 200, 225 |
| 2/F 2樓 | 3500 | 150, 200, 225 |
| R/F 天台 | Not Applicable 不適用 | Not Applicable 不適用 |

The internal areas of the residential properties on the upper floors will generally be slightly larger than those on the lower floors because of the reducing thickness of the structural walls on the upper floors. 因住宅物業的較高樓層結構牆的厚度遞減，較高樓層的內部面積，一般比較低樓層的內部面積稍大。

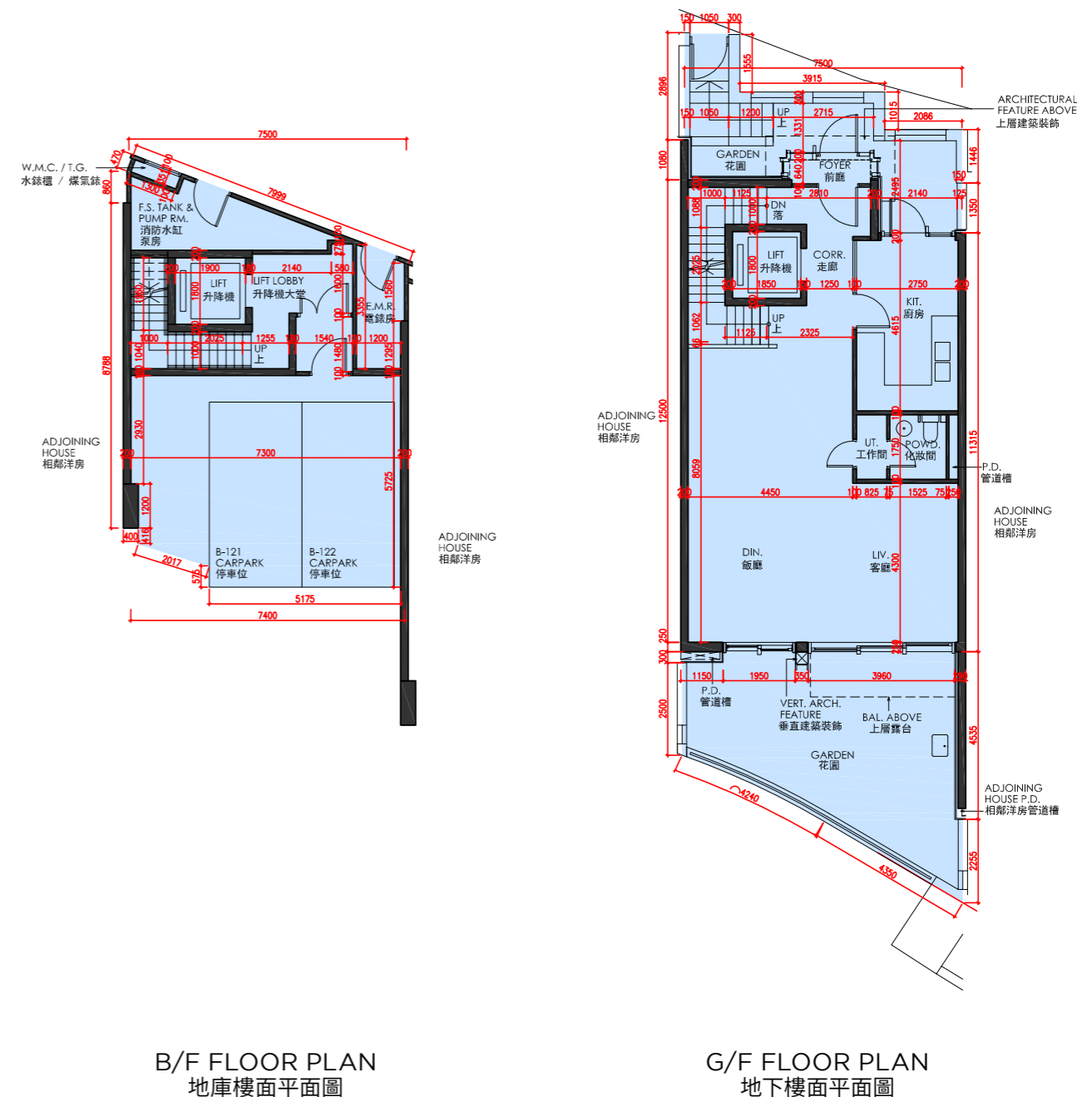
Notes:

- There may be architectural features and/or exposed pipes on external walls and/or windows of the residential units. For details, please refer to the latest approved building plans.
- Drainage pipes enclosed in cladding are installed at the external wall of the residential units. Also, drainage pipes will run through the flat roof, roof and/or garden of the residential units.
- The condensers of the VRV air-conditioners are located on Roof.
- There are ceiling bulkheads in living rooms, dining rooms, bedrooms, store, corridors, kitchens, air conditioning plant room and/or other rooms or areas of the residential units for the air-conditioning pipes and/or M&E services.
- The internal ceiling height within residential units may vary due to structural, architectural and/or decoration design variations.
- Some louvers that are installed at false ceilings may not be indicated on the floor plans.
- Symbols of fittings and fitments such as bathtub, sink, water closet, shower, sink counter, etc. are prepared based on the latest approved building plans and are for general indication only.

備註:

- 住宅單位外牆及/或窗戶設有建築裝飾及/或外露喉管，詳細資料請參考最新批准的建築圖則。
- 住宅單位外牆裝飾板內設有喉管。喉管亦安裝於住宅單位之平台、天台及/或花園內。
- VRV分體式空調冷氣機的冷凝器位於天台。
- 住宅單位客廳、飯廳、睡房、儲物室、走廊、廚房、冷氣機房及/或其他房間或空間的裝飾橫樑裝置冷氣喉管及/或機電設備。
- 住宅單位的天花高度將會因應其結構、建築設計及/或裝修設計上的需要而有差異。
- 部份百葉窗安裝於假天花且沒有於平面圖顯示。
- 樓面平面圖上所顯示的裝置符號，如浴缸、洗滌盆、座廁、花灑、洗滌盆櫃等乃按最新的經批准的建築圖則繪製，只作一般示意用途。

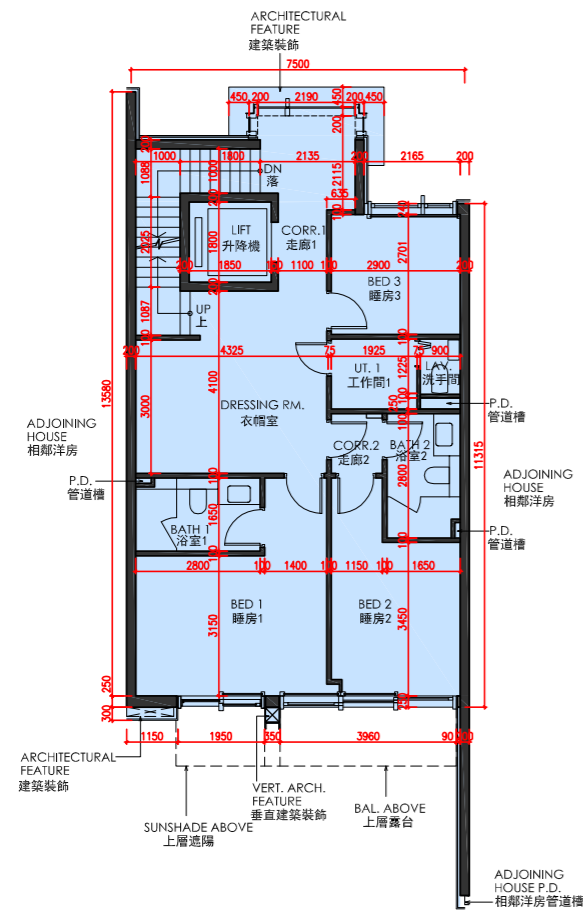
12 VILLA AVENUE 山城徑12號



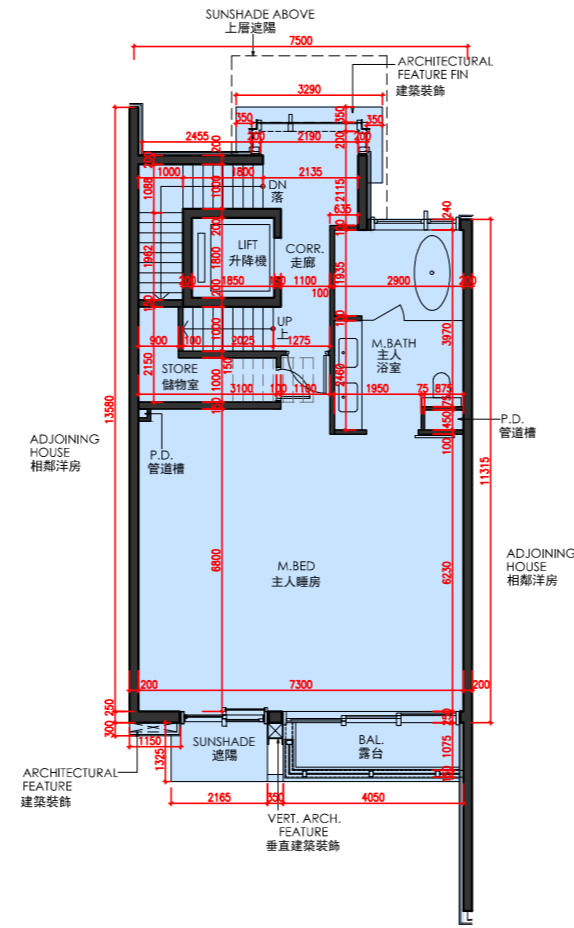
Scale
比例 0M/米 5M/米



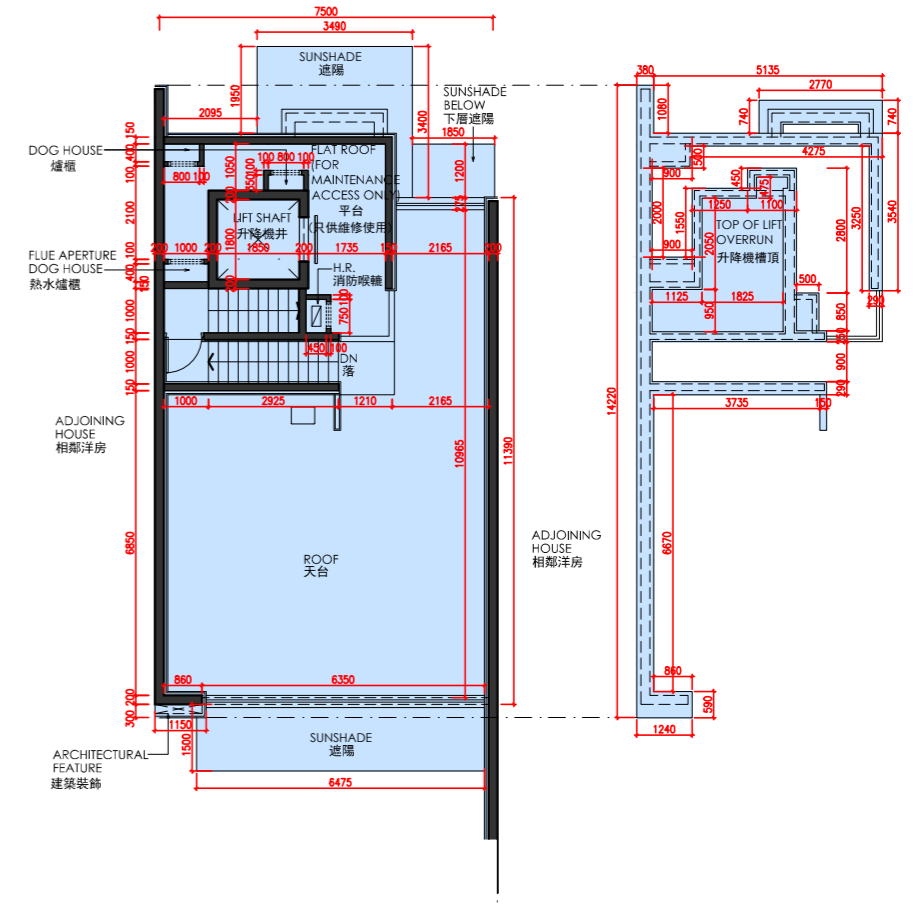
12 VILLA AVENUE
山城徑12號



1/F FLOOR PLAN
1樓樓面平面圖



2/F FLOOR PLAN
2樓樓面平面圖



ROOF PLAN
天台平面圖



FLOOR PLANS OF RESIDENTIAL PROPERTIES IN THE DEVELOPMENT
發展項目的住宅物業的樓面平面圖

| Floor 樓層 | The floor-to-floor height of each residential property (mm) 每個住宅物業的層與層之間的高度 (毫米) | The thickness of the floor slabs (excluding plaster) of each residential property (mm) 每個住宅物業的樓板 (不包括灰泥) 的厚度 (毫米) |
|-------------|---|--|
| B/F 地庫 | 4785, 4983 | 250, 300 |
| G/F 地下 | 4150, 4200 | 150, 175, 200, 250 |
| 1/F 1樓 | 3225, 3400, 3500 | 150, 175, 200 |
| 2/F 2樓 | 3500 | 175, 200, 225 |
| R/F 天台 | Not Applicable 不適用 | Not Applicable 不適用 |

The internal areas of the residential properties on the upper floors will generally be slightly larger than those on the lower floors because of the reducing thickness of the structural walls on the upper floors. 因住宅物業的較高樓層結構牆的厚度遞減，較高樓層的內部面積，一般比較低樓層的內部面積稍大。

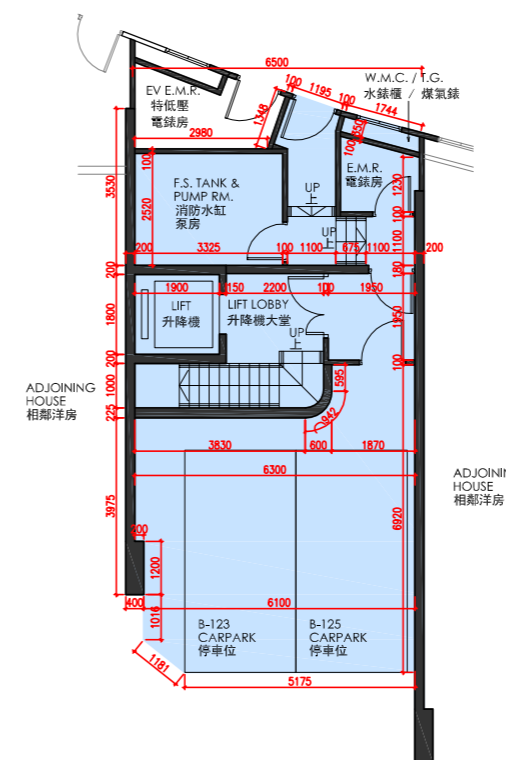
Notes:

- There may be architectural features and/or exposed pipes on external walls and/or windows of the residential units. For details, please refer to the latest approved building plans.
- Drainage pipes enclosed in cladding are installed at the external wall of the residential units. Also, drainage pipes will run through the flat roof, roof and/or garden of the residential units.
- The condensers of the VRV air-conditioners are located on Roof.
- There are ceiling bulkheads in living rooms, dining rooms, bedrooms, store, corridors, kitchens, air conditioning plant room and/or other rooms or areas of the residential units for the air-conditioning pipes and/or M&E services.
- The internal ceiling height within residential units may vary due to structural, architectural and/or decoration design variations.
- Some louvers that are installed at false ceilings may not be indicated on the floor plans.
- Symbols of fittings and fitments such as bathtub, sink, water closet, shower, sink counter, etc. are prepared based on the latest approved building plans and are for general indication only.

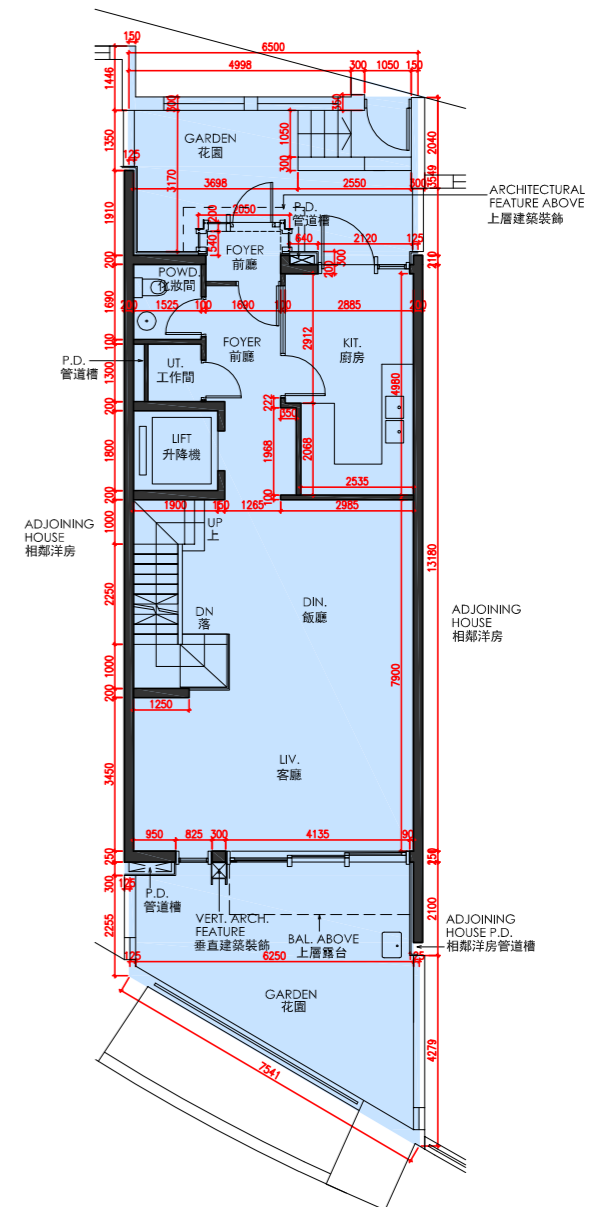
備註:

- 住宅單位外牆及/或窗戶設有建築裝飾及/或外露喉管，詳細資料請參考最新批准的建築圖則。
- 住宅單位外牆裝飾板內設有喉管。喉管亦安裝於住宅單位之平台、天台及/或花園內。
- VRV分體式空調冷氣機的冷凝器位於天台。
- 住宅單位客廳、飯廳、睡房、儲物室、走廊、廚房、冷氣機房及/或其他房間或空間的裝飾橫樑裝置冷氣喉管及/或機電設備。
- 住宅單位的天花高度將會因應其結構、建築設計及/或裝修設計上的需要而有差異。
- 部份百葉窗安裝於假天花且沒有於平面圖顯示。
- 樓面平面圖上所顯示的裝置符號，如浴缸、洗滌盆、座廁、花灑、洗滌盆櫃等乃按最新的經批准的建築圖則繪製，只作一般示意用途。

15 VILLA AVENUE
山城徑15號



B/F FLOOR PLAN
地庫樓面平面圖

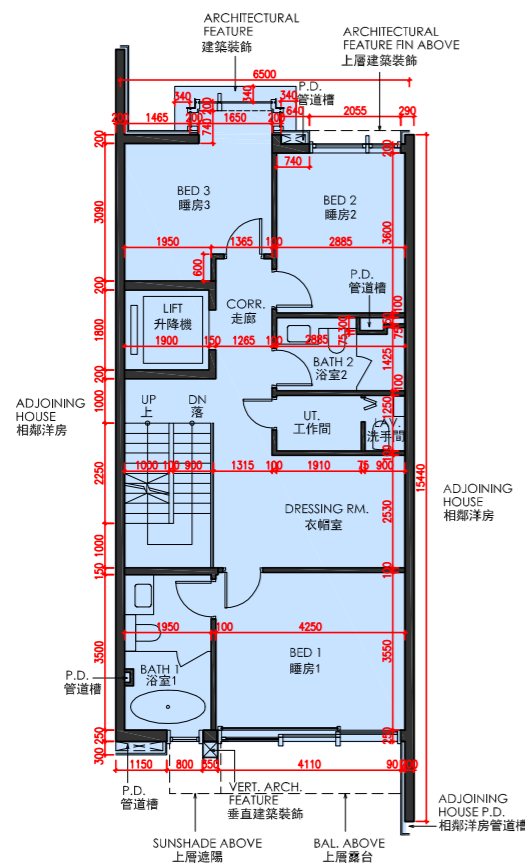


G/F FLOOR PLAN
地下樓面平面圖

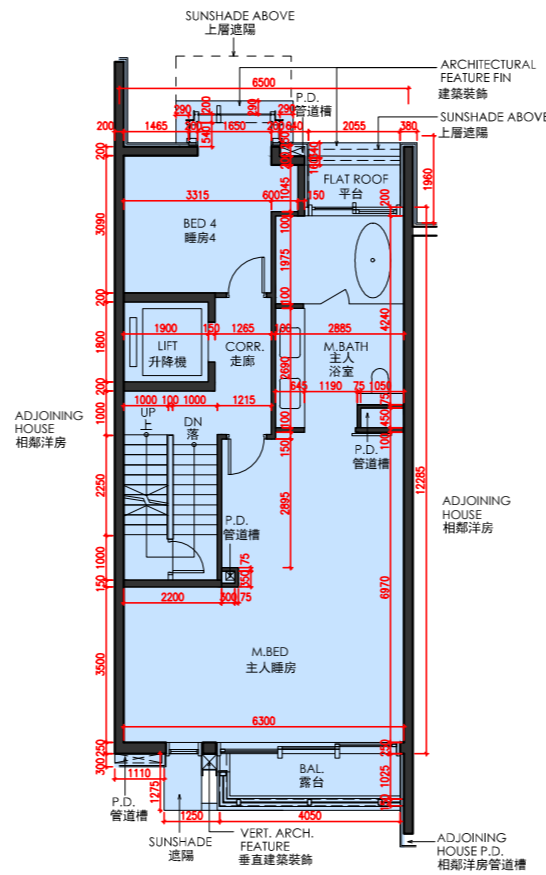
Scale
比例 0M/米 5M/米



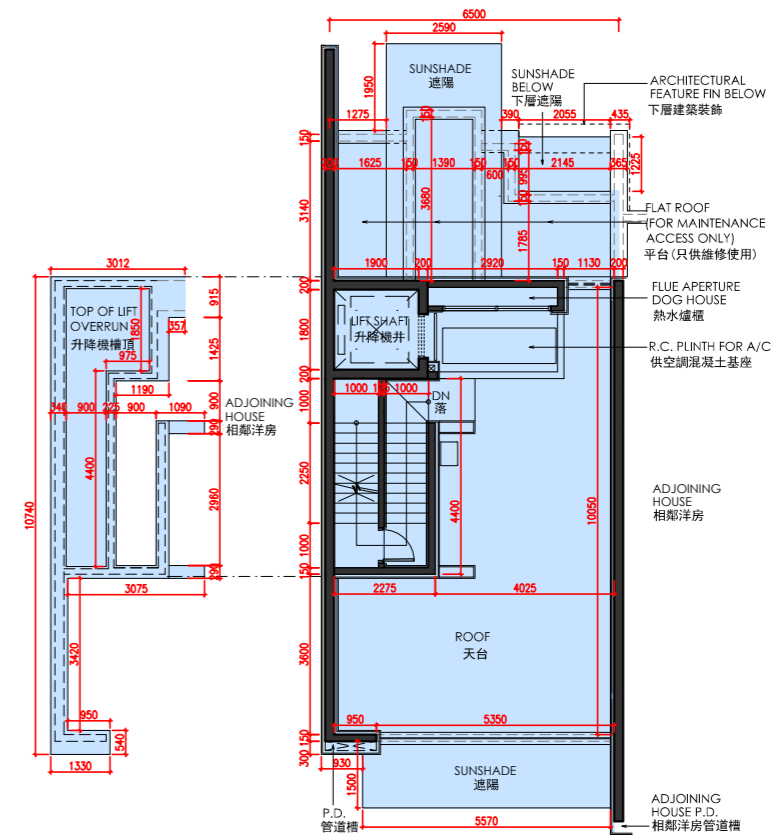
15 VILLA AVENUE
山城徑15號



1/F FLOOR PLAN
1樓樓面平面圖



2/F FLOOR PLAN
2樓樓面平面圖



ROOF PLAN
天台平面圖

Scale 比例 0M/米 5M/米



FLOOR PLANS OF RESIDENTIAL PROPERTIES IN THE DEVELOPMENT
發展項目的住宅物業的樓面平面圖

| Floor 樓層 | The floor-to-floor height of each residential property (mm) 每個住宅物業的層與層之間的高度 (毫米) | The thickness of the floor slabs (excluding plaster) of each residential property (mm) 每個住宅物業的樓板 (不包括灰泥) 的厚度 (毫米) |
|-------------|---|--|
| B/F 地庫 | 4285, 4360 | 250, 300 |
| G/F 地下 | 4150, 4200 | 150, 175, 200, 250 |
| 1/F 1樓 | 3225, 3400, 3500 | 150, 175, 200 |
| 2/F 2樓 | 3500 | 175, 200, 225 |
| R/F 天台 | Not Applicable 不適用 | Not Applicable 不適用 |

The internal areas of the residential properties on the upper floors will generally be slightly larger than those on the lower floors because of the reducing thickness of the structural walls on the upper floors. 因住宅物業的較高樓層結構牆的厚度遞減，較高樓層的內部面積，一般比較低樓層的內部面積稍大。

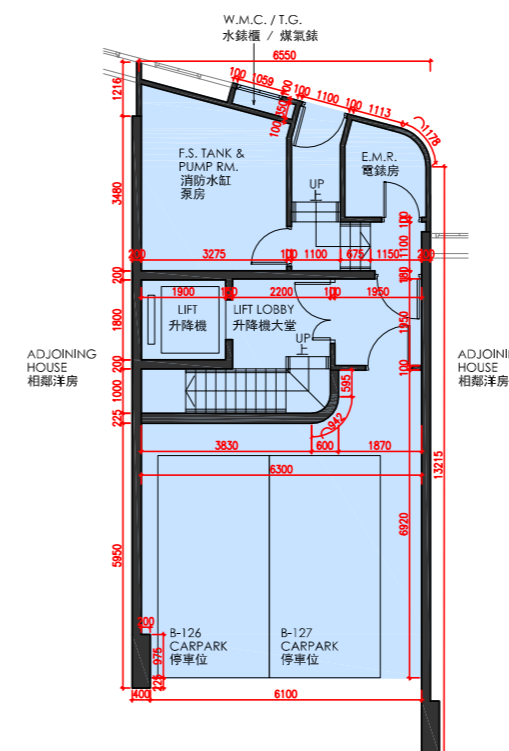
Notes:

- There may be architectural features and/or exposed pipes on external walls and/or windows of the residential units. For details, please refer to the latest approved building plans.
- Drainage pipes enclosed in cladding are installed at the external wall of the residential units. Also, drainage pipes will run through the flat roof, roof and/or garden of the residential units.
- The condensers of the VRV air-conditioners are located on Roof.
- There are ceiling bulkheads in living rooms, dining rooms, bedrooms, store, corridors, kitchens, air conditioning plant room and/or other rooms or areas of the residential units for the air-conditioning pipes and/or M&E services.
- The internal ceiling height within residential units may vary due to structural, architectural and/or decoration design variations.
- Some louvers that are installed at false ceilings may not be indicated on the floor plans.
- Symbols of fittings and fitments such as bathtub, sink, water closet, shower, sink counter, etc. are prepared based on the latest approved building plans and are for general indication only.

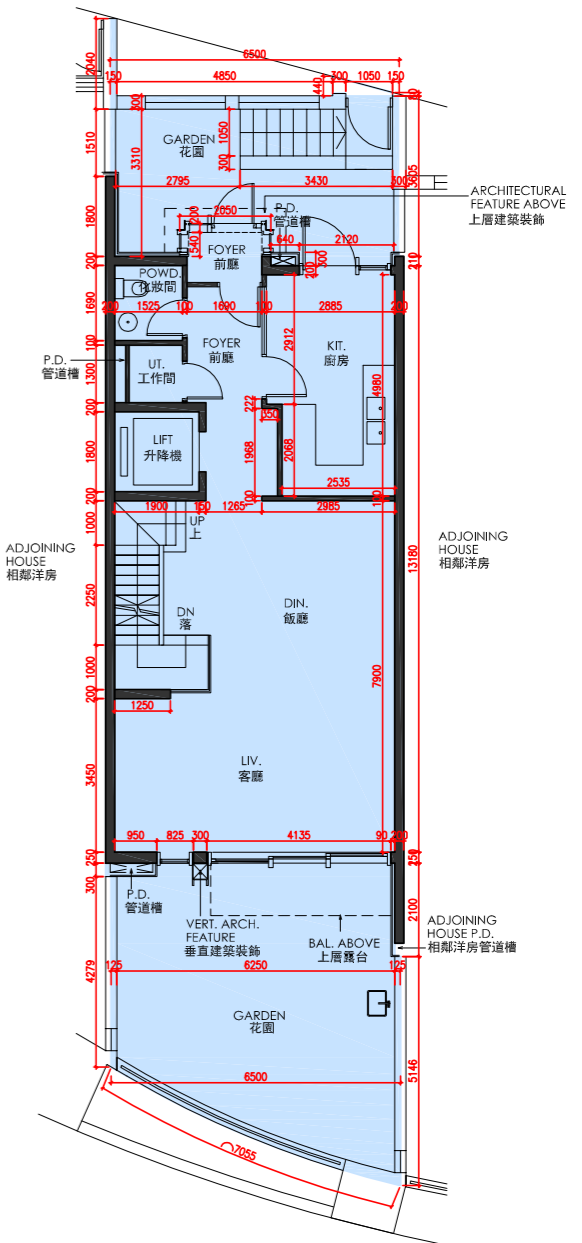
備註:

- 住宅單位外牆及/或窗戶設有建築裝飾及/或外露喉管，詳細資料請參考最新批准的建築圖則。
- 住宅單位外牆裝飾板內設有喉管。喉管亦安裝於住宅單位之平台、天台及/或花園內。
- VRV分體式空調冷氣機的冷凝器位於天台。
- 住宅單位客廳、飯廳、睡房、儲物室、走廊、廚房、冷氣機房及/或其他房間或空間的裝飾橫樑裝置冷氣喉管及/或機電設備。
- 住宅單位的天花高度將會因應其結構、建築設計及/或裝修設計上的需要而有差異。
- 部份百葉窗安裝於假天花且沒有於平面圖顯示。
- 樓面平面圖上所顯示的裝置符號，如浴缸、洗滌盆、座廁、花灑、洗滌盆櫃等乃按最新的經批准的建築圖則繪製，只作一般示意用途。

16 VILLA AVENUE
山城徑16號



B/F FLOOR PLAN
地庫樓面平面圖

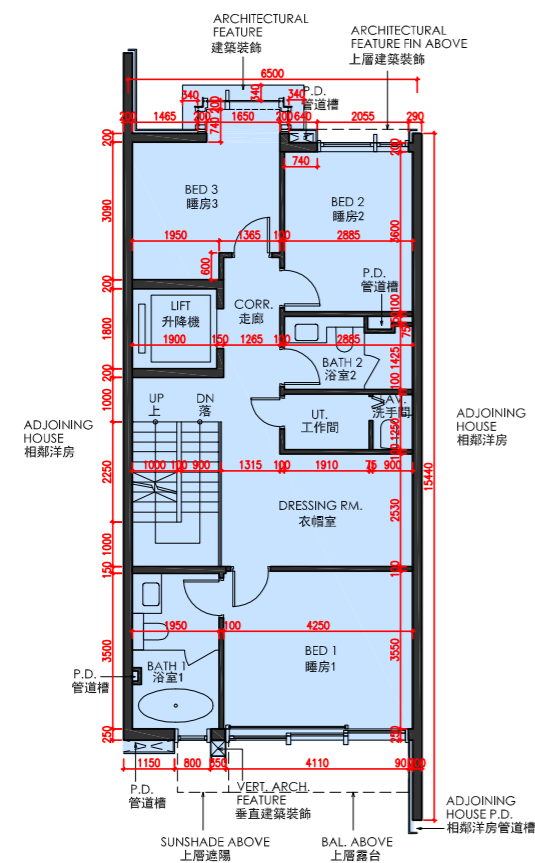


G/F FLOOR PLAN
地下樓面平面圖

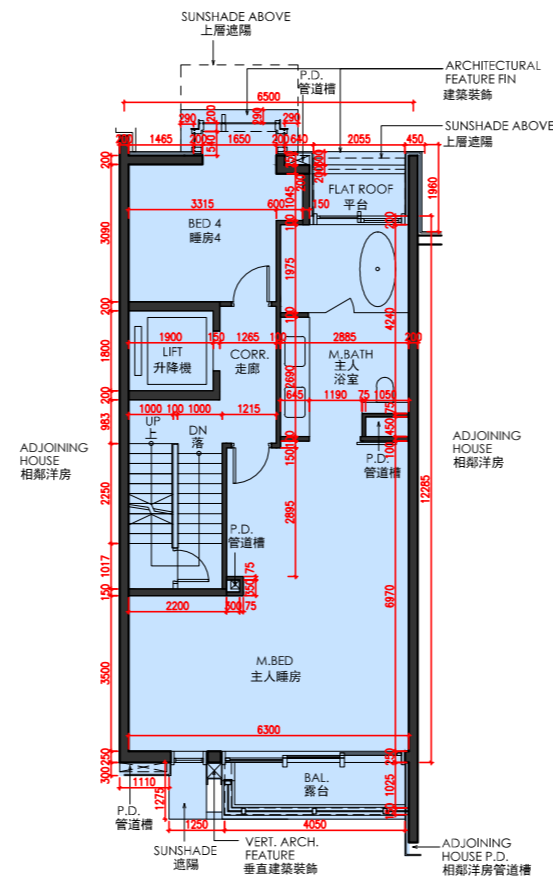
Scale 比例 | 0M/米 5M/米



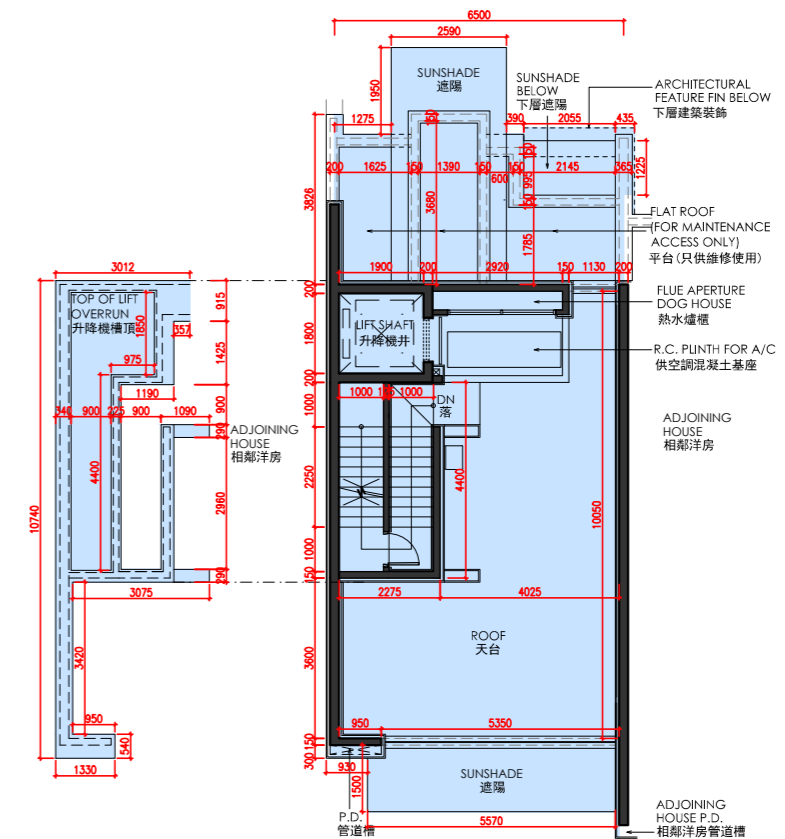
16 VILLA AVENUE
山城徑16號



1/F FLOOR PLAN
1樓樓面平面圖



2/F FLOOR PLAN
2樓樓面平面圖



ROOF PLAN
天台平面圖



FLOOR PLANS OF RESIDENTIAL PROPERTIES IN THE DEVELOPMENT 發展項目的住宅物業的樓面平面圖

| Floor 樓層 | The floor-to-floor height of each residential property (mm) 每個住宅物業的層與層之間的高度 (毫米) | The thickness of the floor slabs (excluding plaster) of each residential property (mm) 每個住宅物業的樓板 (不包括灰泥) 的厚度 (毫米) |
|-------------|---|--|
| B/F 地庫 | 4605, 4814 | 250, 300 |
| G/F 地下 | 4150, 4200 | 150, 175, 200, 250 |
| 1/F 1樓 | 3225, 3400, 3500 | 150, 175, 200 |
| 2/F 2樓 | 3500 | 175, 200, 225 |
| R/F 天台 | Not Applicable 不適用 | Not Applicable 不適用 |

The internal areas of the residential properties on the upper floors will generally be slightly larger than those on the lower floors because of the reducing thickness of the structural walls on the upper floors. 因住宅物業的較高樓層結構牆的厚度遞減，較高樓層的內部面積，一般比較低樓層的內部面積稍大。

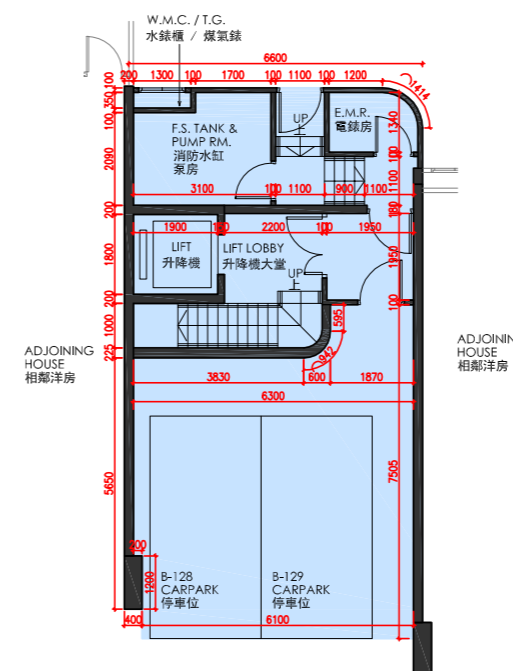
Notes:

- There may be architectural features and/or exposed pipes on external walls and/or windows of the residential units. For details, please refer to the latest approved building plans.
- Drainage pipes enclosed in cladding are installed at the external wall of the residential units. Also, drainage pipes will run through the flat roof, roof and/or garden of the residential units.
- The condensers of the VRV air-conditioners are located on Roof.
- There are ceiling bulkheads in living rooms, dining rooms, bedrooms, store, corridors, kitchens, air conditioning plant room and/or other rooms or areas of the residential units for the air-conditioning pipes and/or M&E services.
- The internal ceiling height within residential units may vary due to structural, architectural and/or decoration design variations.
- Some louvers that are installed at false ceilings may not be indicated on the floor plans.
- Symbols of fittings and fitments such as bathtub, sink, water closet, shower, sink counter, etc. are prepared based on the latest approved building plans and are for general indication only.

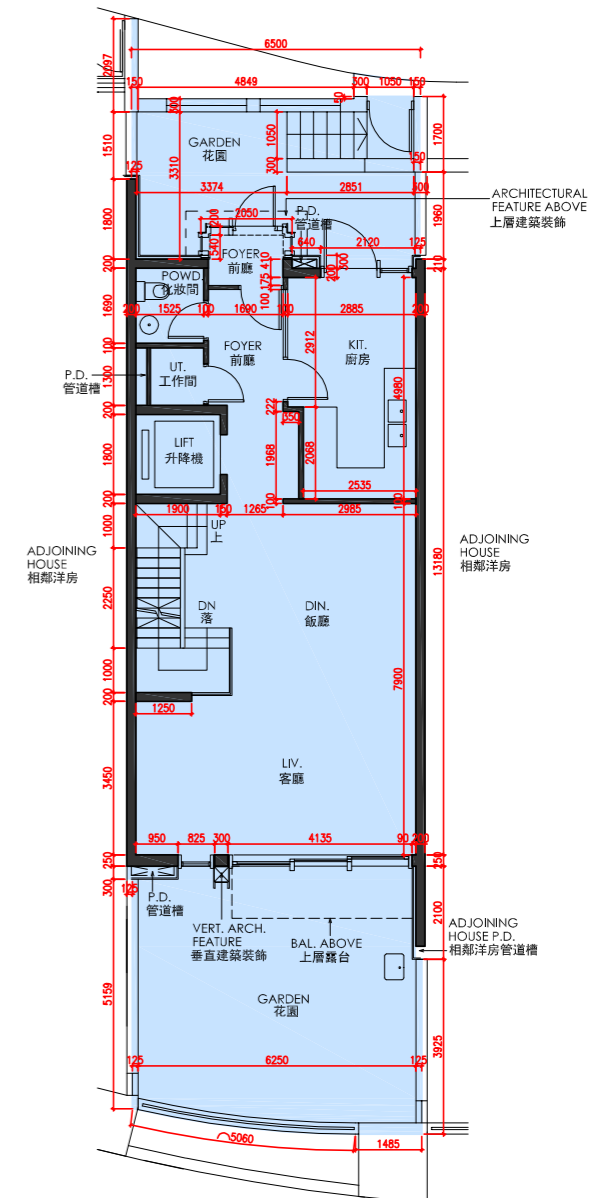
備註:

- 住宅單位外牆及/或窗戶設有建築裝飾及/或外露喉管，詳細資料請參考最新批准的建築圖則。
- 住宅單位外牆裝飾板內設有喉管。喉管亦安裝於住宅單位之平台、天台及/或花園內。
- VRV分體式空調冷氣機的冷凝器位於天台。
- 住宅單位客廳、飯廳、睡房、儲物室、走廊、廚房、冷氣機房及/或其他房間或空間的裝飾橫樑裝置冷氣喉管及/或機電設備。
- 住宅單位的天花高度將會因應其結構、建築設計及/或裝修設計上的需要而有差異。
- 部份百葉窗安裝於假天花且沒有於平面圖顯示。
- 樓面平面圖上所顯示的裝置符號，如浴缸、洗滌盆、座廁、花灑、洗滌盆櫃等乃按最新的經批准的建築圖則繪製，只作一般示意用途。

17 VILLA AVENUE 山城徑17號



B/F FLOOR PLAN
地庫樓面平面圖

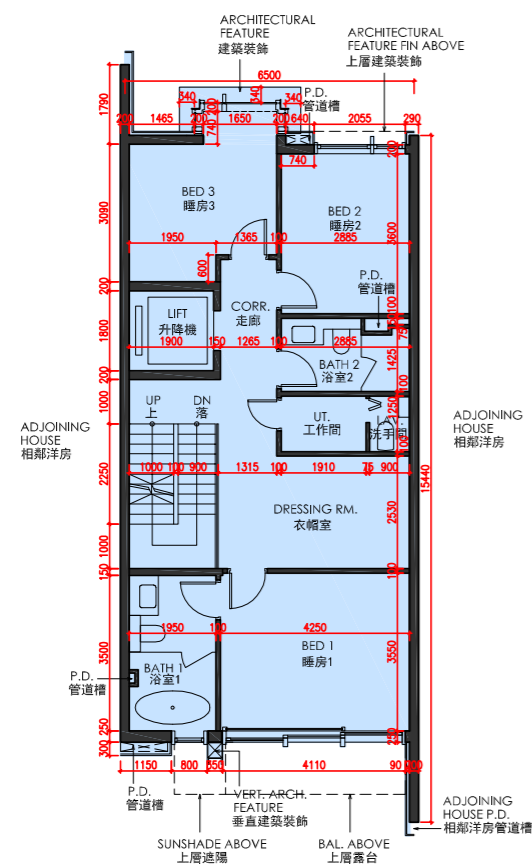


G/F FLOOR PLAN
地下樓面平面圖

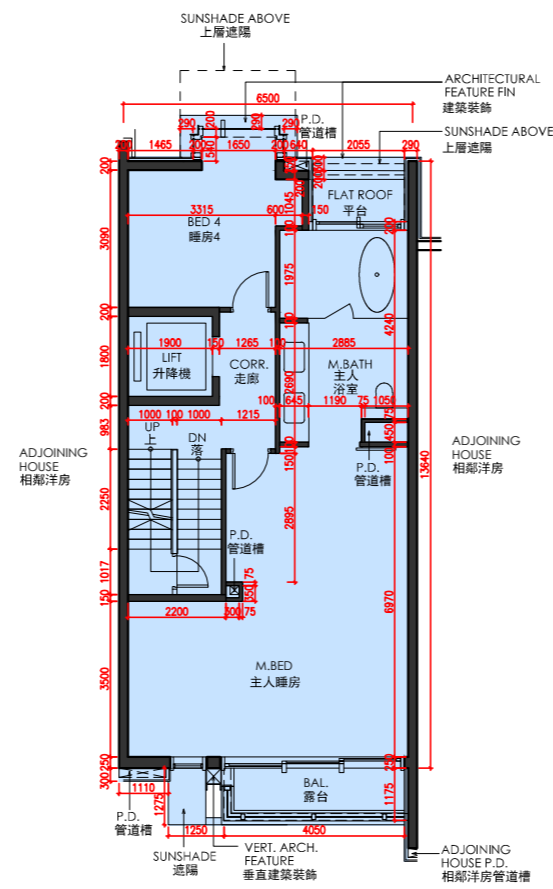
Scale 比例 | 0M/米 | 5M/米



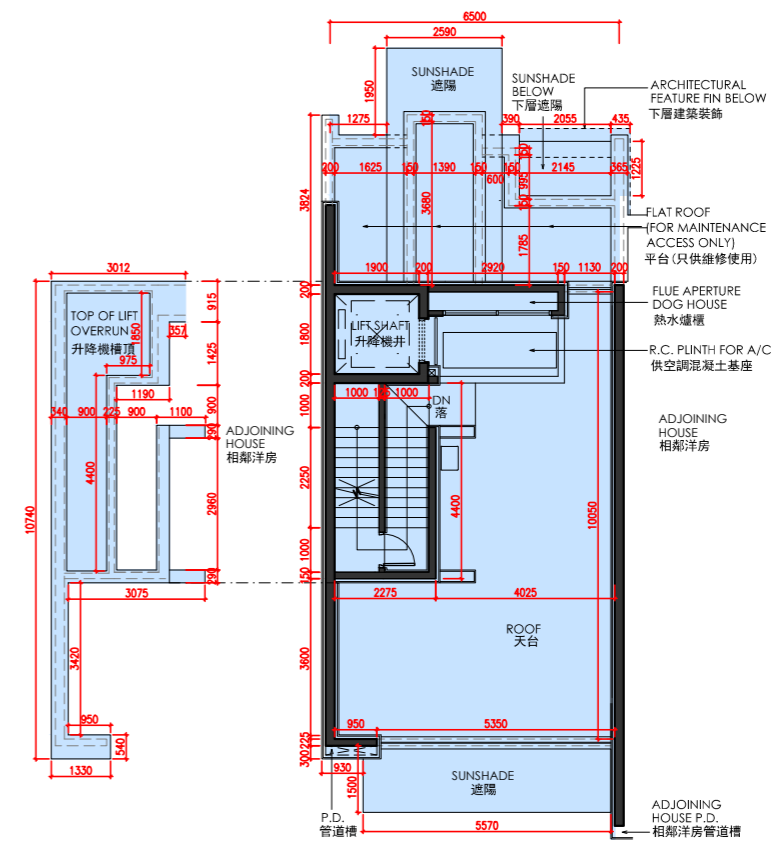
17 VILLA AVENUE
山城徑17號



1/F FLOOR PLAN
1樓樓面平面圖



2/F FLOOR PLAN
2樓樓面平面圖



ROOF PLAN
天台平面圖



FLOOR PLANS OF RESIDENTIAL PROPERTIES IN THE DEVELOPMENT
發展項目的住宅物業的樓面平面圖

| Floor 樓層 | The floor-to-floor height of each residential property (mm) 每個住宅物業的層與層之間的高度 (毫米) | The thickness of the floor slabs (excluding plaster) of each residential property (mm) 每個住宅物業的樓板 (不包括灰泥) 的厚度 (毫米) |
|-------------|---|--|
| B/F 地庫 | 4037, 4261 | 250, 300 |
| G/F 地下 | 4150, 4200 | 150, 175, 200, 250 |
| 1/F 1樓 | 3225, 3400, 3500 | 150, 175, 200 |
| 2/F 2樓 | 3500 | 175, 200, 225 |
| R/F 天台 | Not Applicable 不適用 | Not Applicable 不適用 |

The internal areas of the residential properties on the upper floors will generally be slightly larger than those on the lower floors because of the reducing thickness of the structural walls on the upper floors. 因住宅物業的較高樓層結構牆的厚度遞減，較高樓層的內部面積，一般比較低樓層的內部面積稍大。

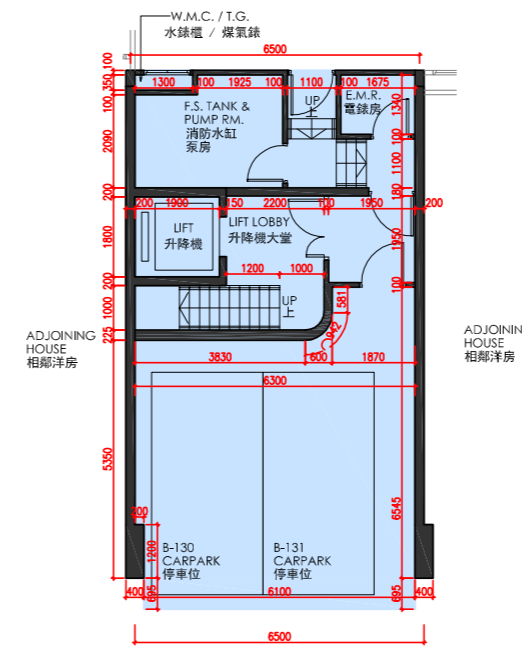
Notes:

- There may be architectural features and/or exposed pipes on external walls and/or windows of the residential units. For details, please refer to the latest approved building plans.
- Drainage pipes enclosed in cladding are installed at the external wall of the residential units. Also, drainage pipes will run through the flat roof, roof and/or garden of the residential units.
- The condensers of the VRV air-conditioners are located on Roof.
- There are ceiling bulkheads in living rooms, dining rooms, bedrooms, store, corridors, kitchens, air conditioning plant room and/or other rooms or areas of the residential units for the air-conditioning pipes and/or M&E services.
- The internal ceiling height within residential units may vary due to structural, architectural and/or decoration design variations.
- Some louvers that are installed at false ceilings may not be indicated on the floor plans.
- Symbols of fittings and fitments such as bathtub, sink, water closet, shower, sink counter, etc. are prepared based on the latest approved building plans and are for general indication only.

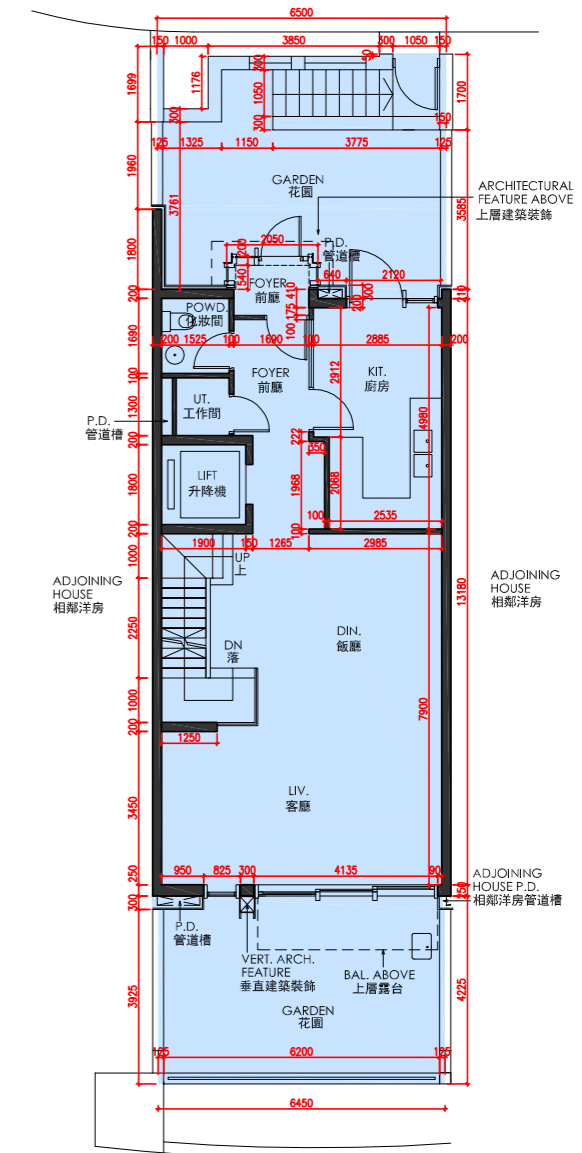
備註:

- 住宅單位外牆及/或窗戶設有建築裝飾及/或外露喉管，詳細資料請參考最新批准的建築圖則。
- 住宅單位外牆裝飾板內設有喉管。喉管亦安裝於住宅單位之平台、天台及/或花園內。
- VRV分體式空調冷氣機的冷凝器位於天台。
- 住宅單位客廳、飯廳、睡房、儲物室、走廊、廚房、冷氣機房及/或其他房間或空間的裝飾橫樑裝置冷氣喉管及/或機電設備。
- 住宅單位的天花高度將會因應其結構、建築設計及/或裝修設計上的需要而有差異。
- 部份百葉窗安裝於假天花且沒有於平面圖顯示。
- 樓面平面圖上所顯示的裝置符號，如浴缸、洗滌盆、座廁、花灑、洗滌盆櫃等乃按最新的經批准的建築圖則繪製，只作一般示意用途。

18 VILLA AVENUE
山城徑18號



B/F FLOOR PLAN
地庫樓面平面圖

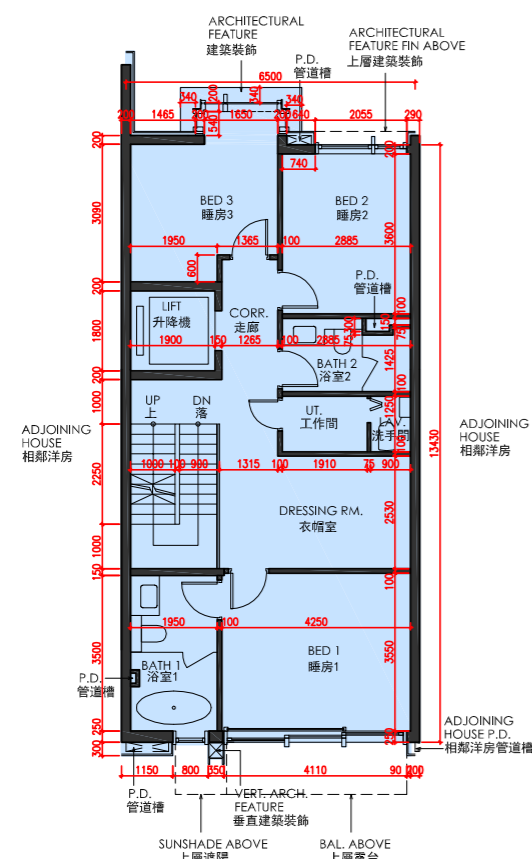


G/F FLOOR PLAN
地下樓面平面圖

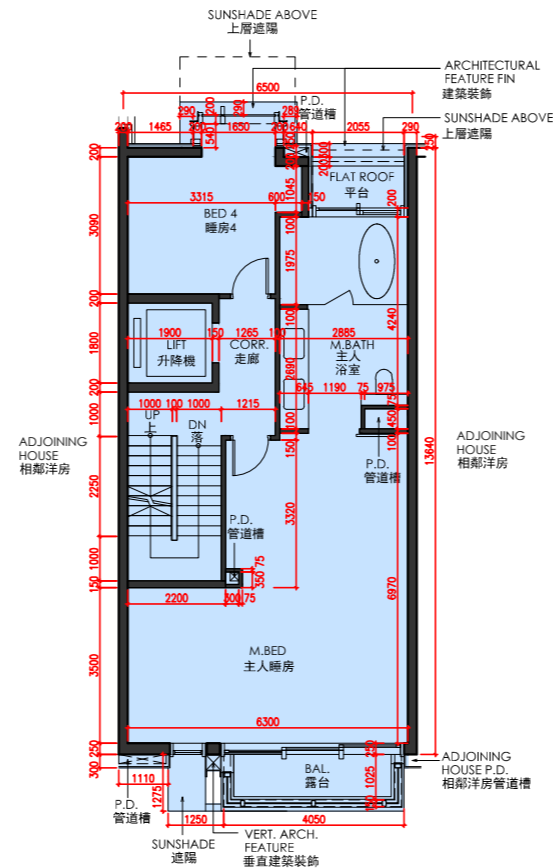
Scale 比例 0M/米 5M/米



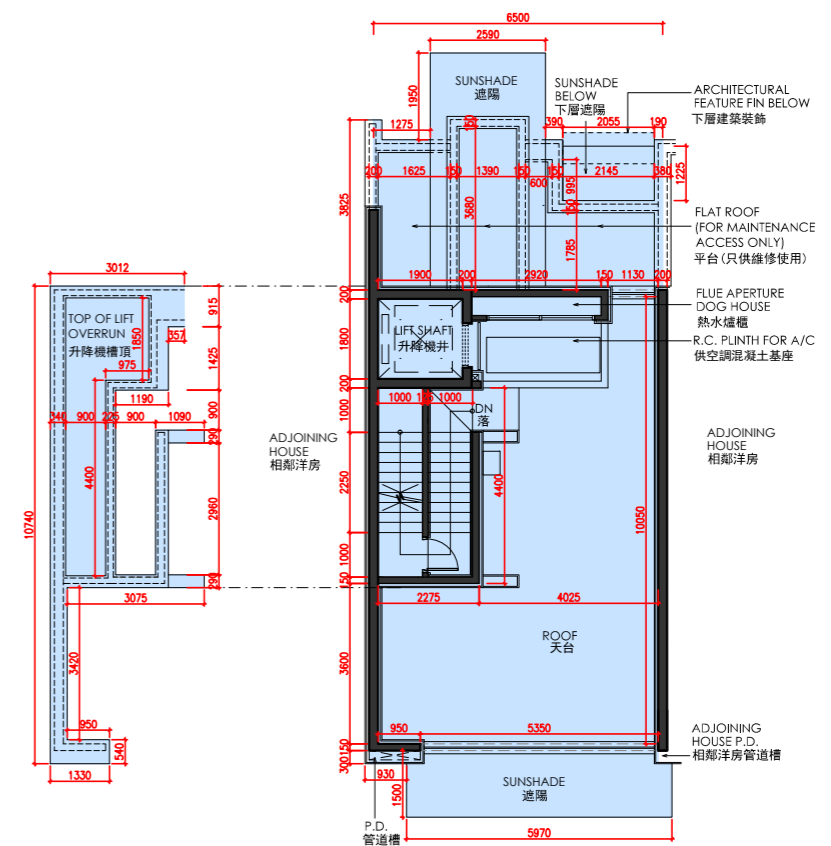
18 VILLA AVENUE
山城徑18號



1/F FLOOR PLAN
1樓樓面平面圖



2/F FLOOR PLAN
2樓樓面平面圖



ROOF PLAN
天台平面圖



FLOOR PLANS OF RESIDENTIAL PROPERTIES IN THE DEVELOPMENT
發展項目的住宅物業的樓面平面圖

| Floor 樓層 | The floor-to-floor height of each residential property (mm) 每個住宅物業的層與層之間的高度 (毫米) | The thickness of the floor slabs (excluding plaster) of each residential property (mm) 每個住宅物業的樓板 (不包括灰泥) 的厚度 (毫米) |
|-------------|---|--|
| B/F 地庫 | 4375, 4587 | 250, 300 |
| G/F 地下 | 4150, 4200 | 150, 175, 200, 250 |
| 1/F 1樓 | 3225, 3400, 3500 | 150, 175, 200 |
| 2/F 2樓 | 3500 | 175, 200, 225 |
| R/F 天台 | Not Applicable 不適用 | Not Applicable 不適用 |

The internal areas of the residential properties on the upper floors will generally be slightly larger than those on the lower floors because of the reducing thickness of the structural walls on the upper floors. 因住宅物業的較高樓層結構牆的厚度遞減，較高樓層的內部面積，一般比較低樓層的內部面積稍大。

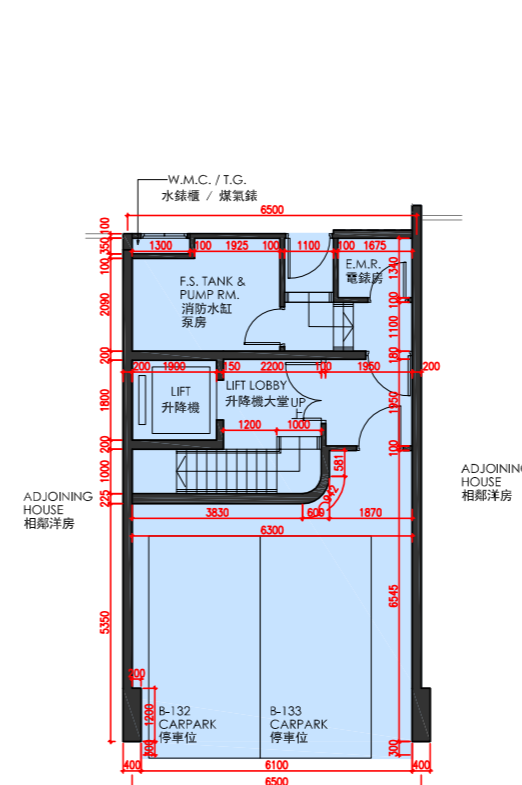
Notes:

- There may be architectural features and/or exposed pipes on external walls and/or windows of the residential units. For details, please refer to the latest approved building plans.
- Drainage pipes enclosed in cladding are installed at the external wall of the residential units. Also, drainage pipes will run through the flat roof, roof and/or garden of the residential units.
- The condensers of the VRV air-conditioners are located on Roof.
- There are ceiling bulkheads in living rooms, dining rooms, bedrooms, store, corridors, kitchens, air conditioning plant room and/or other rooms or areas of the residential units for the air-conditioning pipes and/or M&E services.
- The internal ceiling height within residential units may vary due to structural, architectural and/or decoration design variations.
- Some louvers that are installed at false ceilings may not be indicated on the floor plans.
- Symbols of fittings and fitments such as bathtub, sink, water closet, shower, sink counter, etc. are prepared based on the latest approved building plans and are for general indication only.

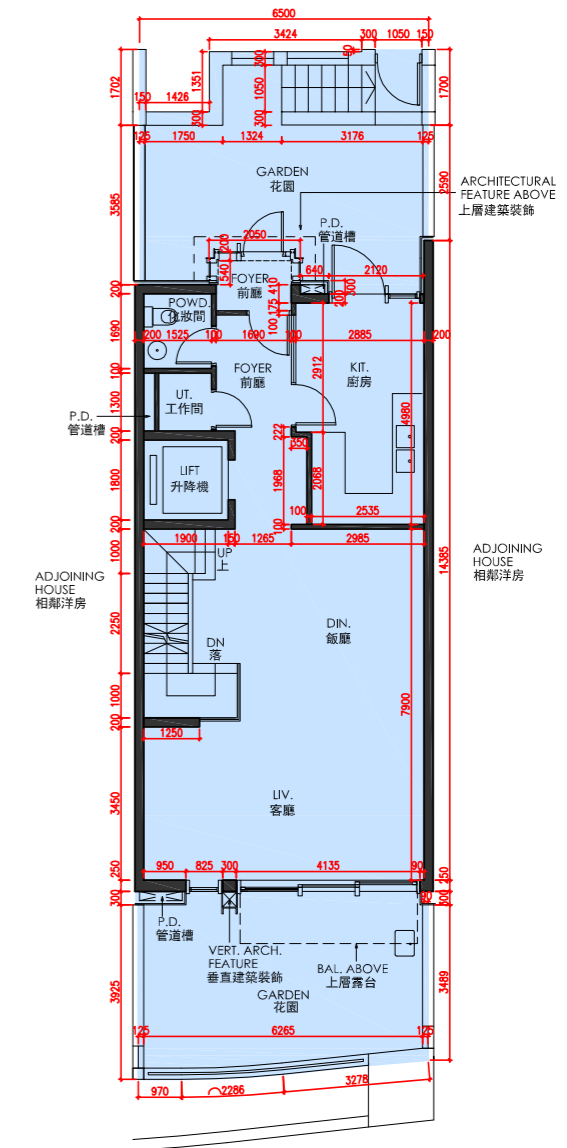
備註:

- 住宅單位外牆及/或窗戶設有建築裝飾及/或外露喉管，詳細資料請參考最新批准的建築圖則。
- 住宅單位外牆裝飾板內設有喉管。喉管亦安裝於住宅單位之平台、天台及/或花園內。
- VRV分體式空調冷氣機的冷凝器位於天台。
- 住宅單位客廳、飯廳、睡房、儲物室、走廊、廚房、冷氣機房及/或其他房間或空間的裝飾橫樑裝置冷氣喉管及/或機電設備。
- 住宅單位的天花高度將會因應其結構、建築設計及/或裝修設計上的需要而有差異。
- 部份百葉窗安裝於假天花且沒有於平面圖顯示。
- 樓面平面圖上所顯示的裝置符號，如浴缸、洗滌盆、座廁、花灑、洗滌盆櫃等乃按最新的經批准的建築圖則繪製，只作一般示意用途。

19 VILLA AVENUE
山城徑19號



B/F FLOOR PLAN
地庫樓面平面圖

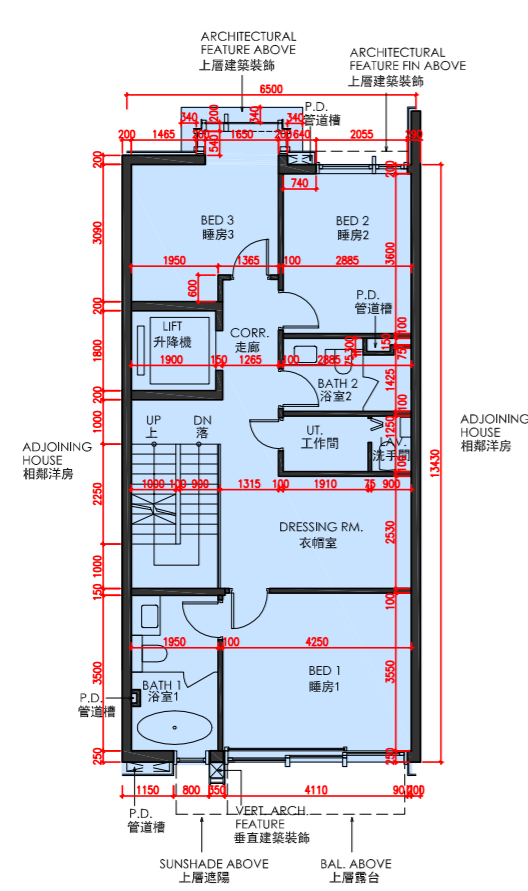


G/F FLOOR PLAN
地下樓面平面圖

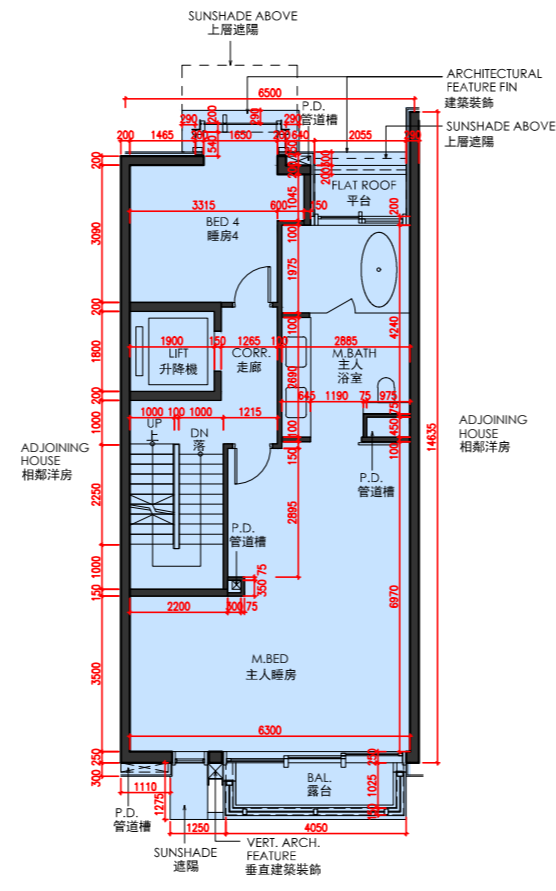
Scale 比例 0M/米 5M/米



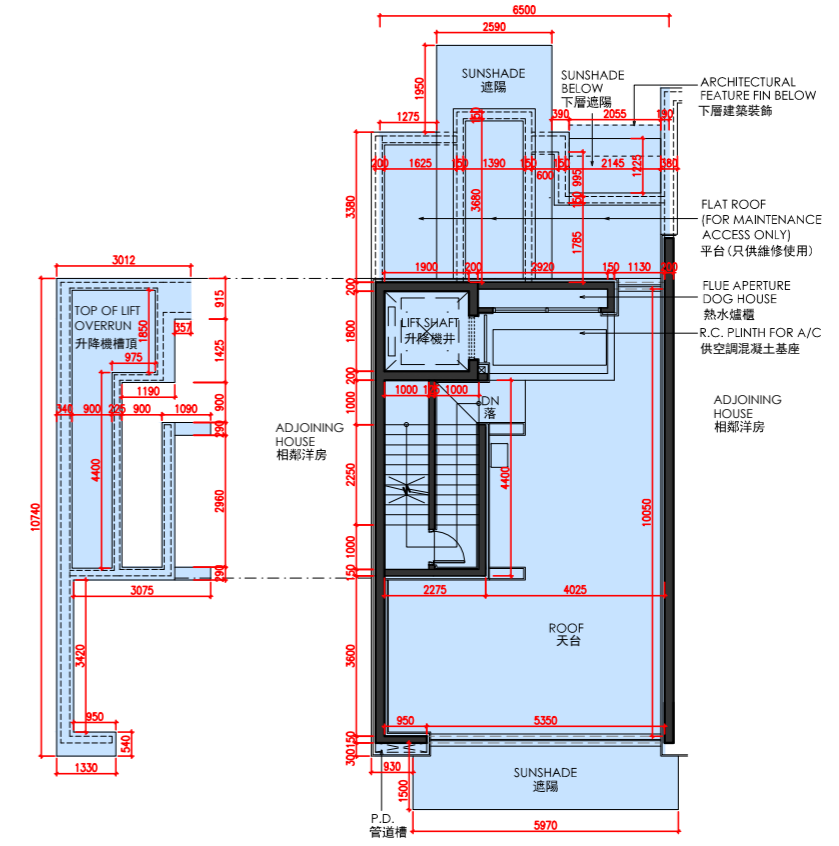
19 VILLA AVENUE
山城徑19號



1/F FLOOR PLAN
1樓樓面平面圖



2/F FLOOR PLAN
2樓樓面平面圖



ROOF PLAN
天台平面圖



FLOOR PLANS OF RESIDENTIAL PROPERTIES IN THE DEVELOPMENT
發展項目的住宅物業的樓面平面圖

| Floor 樓層 | The floor-to-floor height of each residential property (mm) 每個住宅物業的層與層之間的高度 (毫米) | The thickness of the floor slabs (excluding plaster) of each residential property (mm) 每個住宅物業的樓板 (不包括灰泥) 的厚度 (毫米) |
|-------------|---|--|
| B/F 地庫 | 4710, 4875 | 250, 300 |
| G/F 地下 | 4150, 4200 | 150, 175, 200, 250 |
| 1/F 1樓 | 3225, 3400, 3500 | 150, 175, 200 |
| 2/F 2樓 | 3500 | 175, 200, 225 |
| R/F 天台 | Not Applicable 不適用 | Not Applicable 不適用 |

The internal areas of the residential properties on the upper floors will generally be slightly larger than those on the lower floors because of the reducing thickness of the structural walls on the upper floors. 因住宅物業的較高樓層結構牆的厚度遞減，較高樓層的內部面積，一般比較低樓層的內部面積稍大。

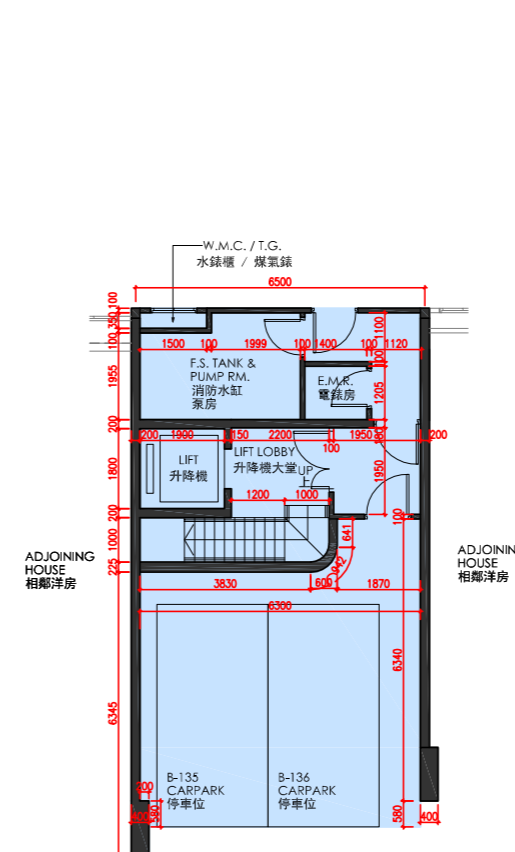
Notes:

- There may be architectural features and/or exposed pipes on external walls and/or windows of the residential units. For details, please refer to the latest approved building plans.
- Drainage pipes enclosed in cladding are installed at the external wall of the residential units. Also, drainage pipes will run through the flat roof, roof and/or garden of the residential units.
- The condensers of the VRV air-conditioners are located on Roof.
- There are ceiling bulkheads in living rooms, dining rooms, bedrooms, store, corridors, kitchens, air conditioning plant room and/or other rooms or areas of the residential units for the air-conditioning pipes and/or M&E services.
- The internal ceiling height within residential units may vary due to structural, architectural and/or decoration design variations.
- Some louvers that are installed at false ceilings may not be indicated on the floor plans.
- Symbols of fittings and fitments such as bathtub, sink, water closet, shower, sink counter, etc. are prepared based on the latest approved building plans and are for general indication only.

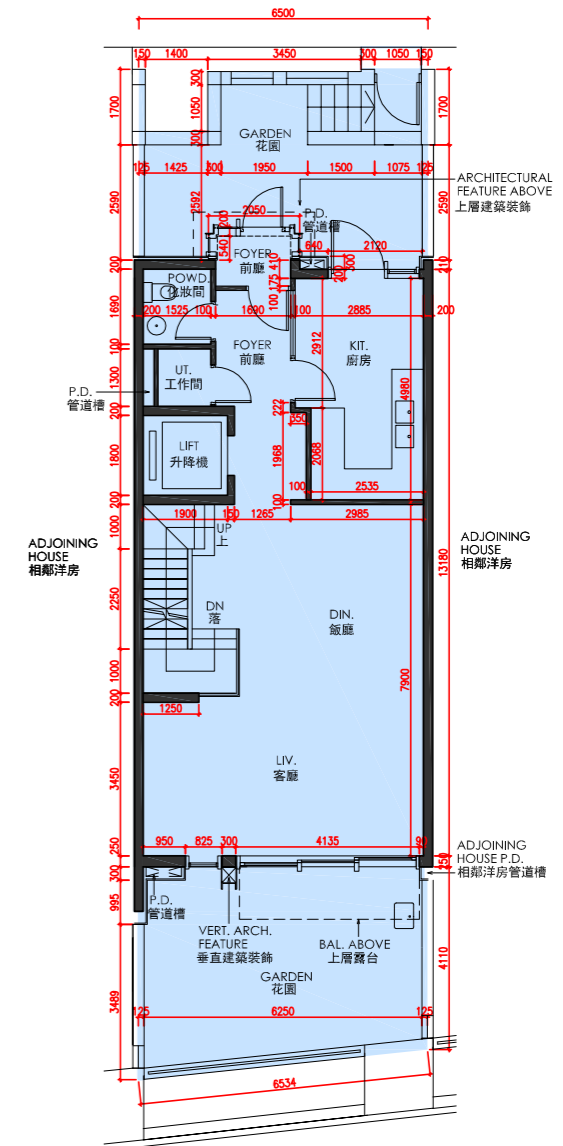
備註:

- 住宅單位外牆及/或窗戶設有建築裝飾及/或外露喉管，詳細資料請參考最新批准的建築圖則。
- 住宅單位外牆裝飾板內設有喉管。喉管亦安裝於住宅單位之平台、天台及/或花園內。
- VRV分體式空調冷氣機的冷凝器位於天台。
- 住宅單位客廳、飯廳、睡房、儲物室、走廊、廚房、冷氣機房及/或其他房間或空間的裝飾橫樑裝置冷氣喉管及/或機電設備。
- 住宅單位的天花高度將會因應其結構、建築設計及/或裝修設計上的需要而有差異。
- 部份百葉窗安裝於假天花且沒有於平面圖顯示。
- 樓面平面圖上所顯示的裝置符號，如浴缸、洗滌盆、座廁、花灑、洗滌盆櫃等乃按最新的經批准的建築圖則繪製，只作一般示意用途。

20 VILLA AVENUE
山城徑 20 號



B/F FLOOR PLAN
地庫樓面平面圖



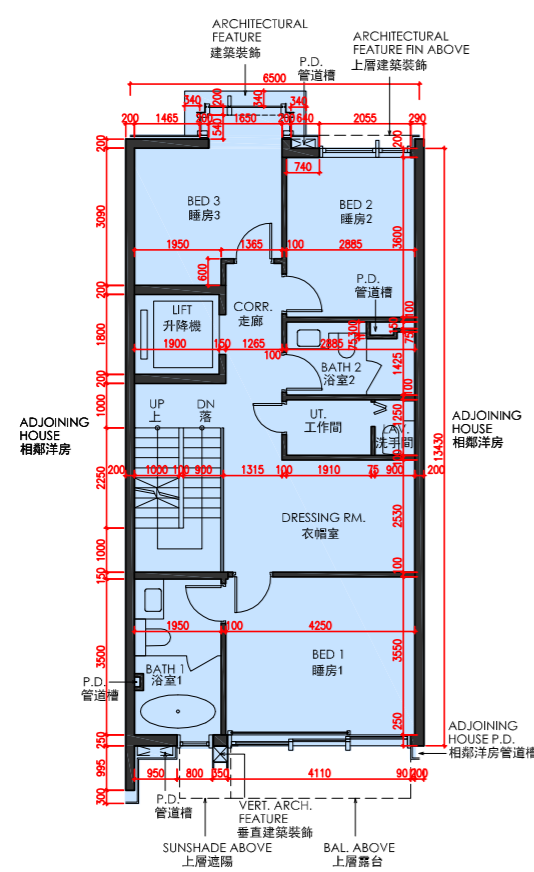
G/F FLOOR PLAN
地下樓面平面圖

Scale
比例

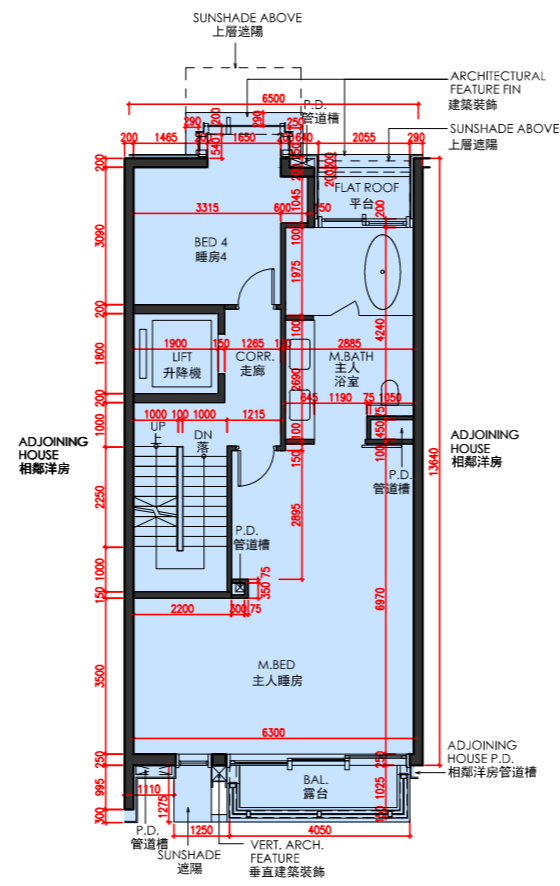
0M/米 5M/米



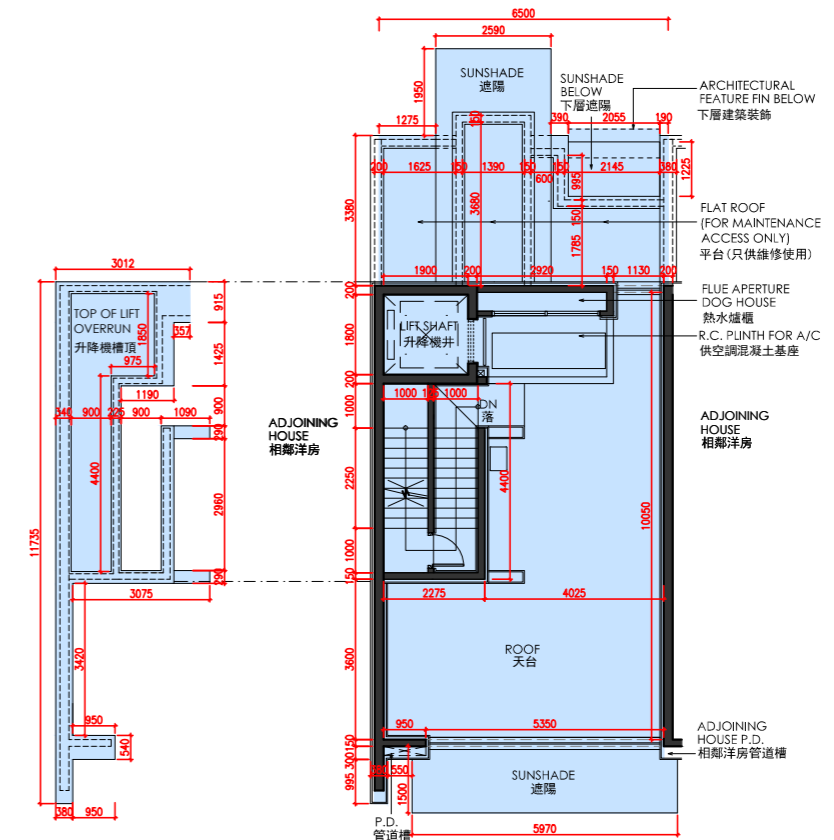
20 VILLA AVENUE
山城徑20號



1/F FLOOR PLAN
1樓樓面平面圖



2/F FLOOR PLAN
2樓樓面平面圖



ROOF PLAN
天台平面圖



FLOOR PLANS OF RESIDENTIAL PROPERTIES IN THE DEVELOPMENT
發展項目的住宅物業的樓面平面圖

| Floor 樓層 | The floor-to-floor height of each residential property (mm) 每個住宅物業的層與層之間的高度 (毫米) | The thickness of the floor slabs (excluding plaster) of each residential property (mm) 每個住宅物業的樓板 (不包括灰泥) 的厚度 (毫米) |
|-------------|---|--|
| B/F 地庫 | 5000 | 250, 300 |
| G/F 地下 | 4150, 4200 | 150, 175, 200, 250 |
| 1/F 1樓 | 3225, 3400, 3500 | 150, 175, 200 |
| 2/F 2樓 | 3500 | 175, 200, 225 |
| R/F 天台 | Not Applicable 不適用 | Not Applicable 不適用 |

The internal areas of the residential properties on the upper floors will generally be slightly larger than those on the lower floors because of the reducing thickness of the structural walls on the upper floors. 因住宅物業的較高樓層結構牆的厚度遞減，較高樓層的內部面積，一般比較低樓層的內部面積稍大。

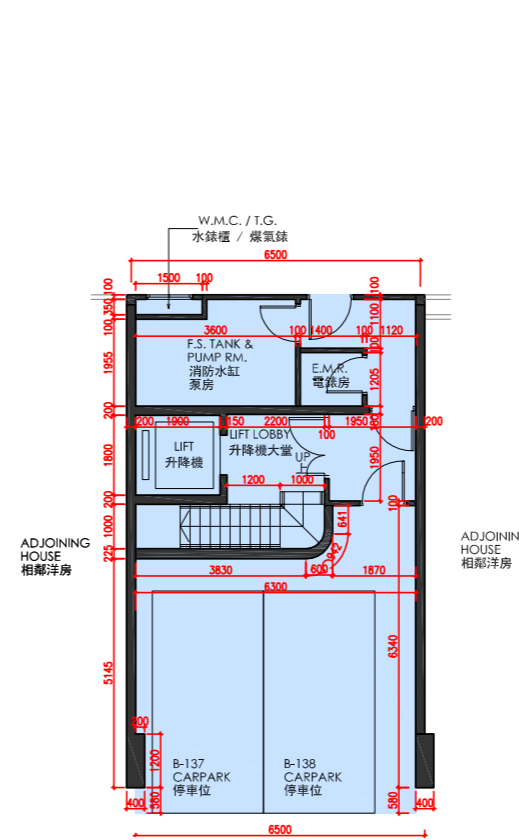
Notes:

- There may be architectural features and/or exposed pipes on external walls and/or windows of the residential units. For details, please refer to the latest approved building plans.
- Drainage pipes enclosed in cladding are installed at the external wall of the residential units. Also, drainage pipes will run through the flat roof, roof and/or garden of the residential units.
- The condensers of the VRV air-conditioners are located on Roof.
- There are ceiling bulkheads in living rooms, dining rooms, bedrooms, store, corridors, kitchens, air conditioning plant room and/or other rooms or areas of the residential units for the air-conditioning pipes and/or M&E services.
- The internal ceiling height within residential units may vary due to structural, architectural and/or decoration design variations.
- Some louvers that are installed at false ceilings may not be indicated on the floor plans.
- Symbols of fittings and fitments such as bathtub, sink, water closet, shower, sink counter, etc. are prepared based on the latest approved building plans and are for general indication only.

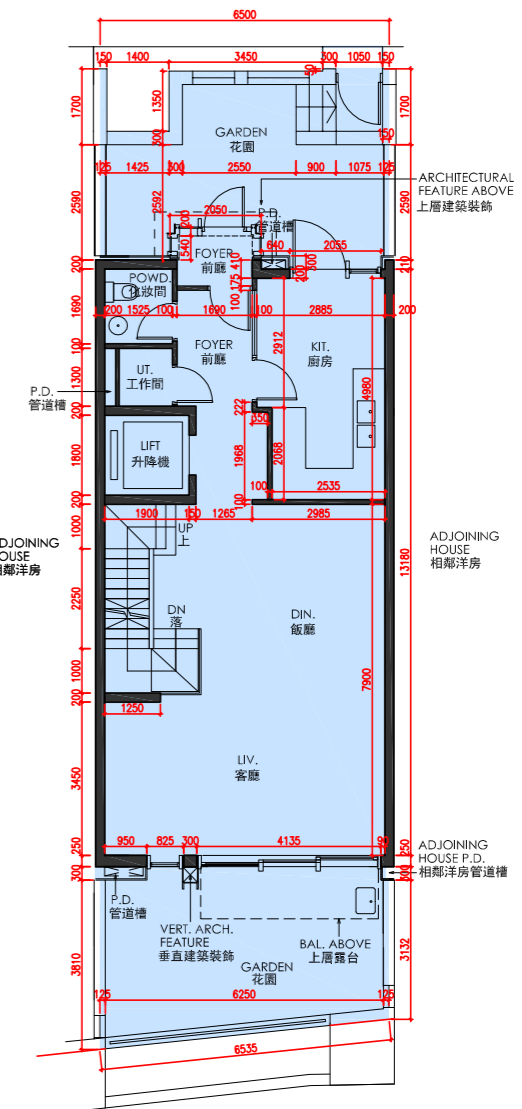
備註:

- 住宅單位外牆及/或窗戶設有建築裝飾及/或外露喉管，詳細資料請參考最新批准的建築圖則。
- 住宅單位外牆裝飾板內設有喉管。喉管亦安裝於住宅單位之平台、天台及/或花園內。
- VRV分體式空調冷氣機的冷凝器位於天台。
- 住宅單位客廳、飯廳、睡房、儲物室、走廊、廚房、冷氣機房及/或其他房間或空間的裝飾橫樑裝置冷氣喉管及/或機電設備。
- 住宅單位的天花高度將會因應其結構、建築設計及/或裝修設計上的需要而有差異。
- 部份百葉窗安裝於假天花且沒有於平面圖顯示。
- 樓面平面圖上所顯示的裝置符號，如浴缸、洗滌盆、座廁、花灑、洗滌盆櫃等乃按最新的經批准的建築圖則繪製，只作一般示意用途。

21 VILLA AVENUE
山城徑 21 號



B/F FLOOR PLAN
地庫樓面平面圖

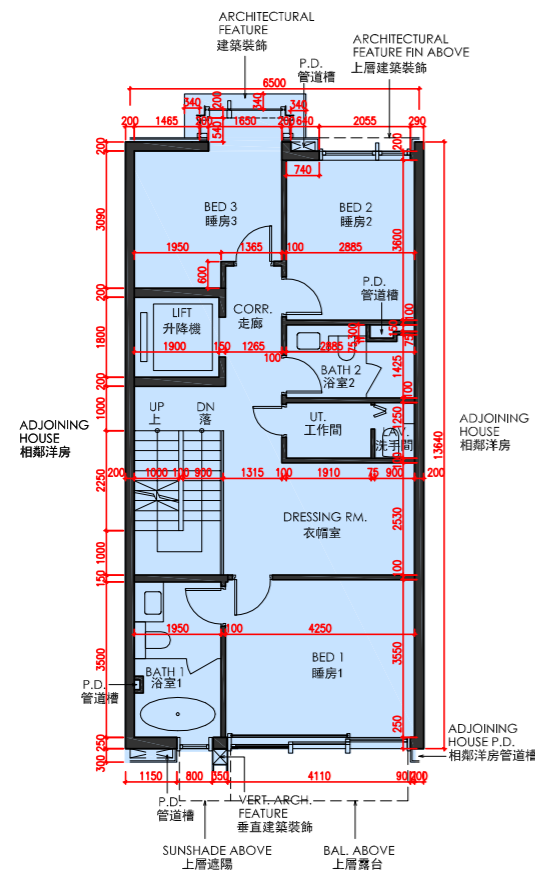


G/F FLOOR PLAN
地下樓面平面圖

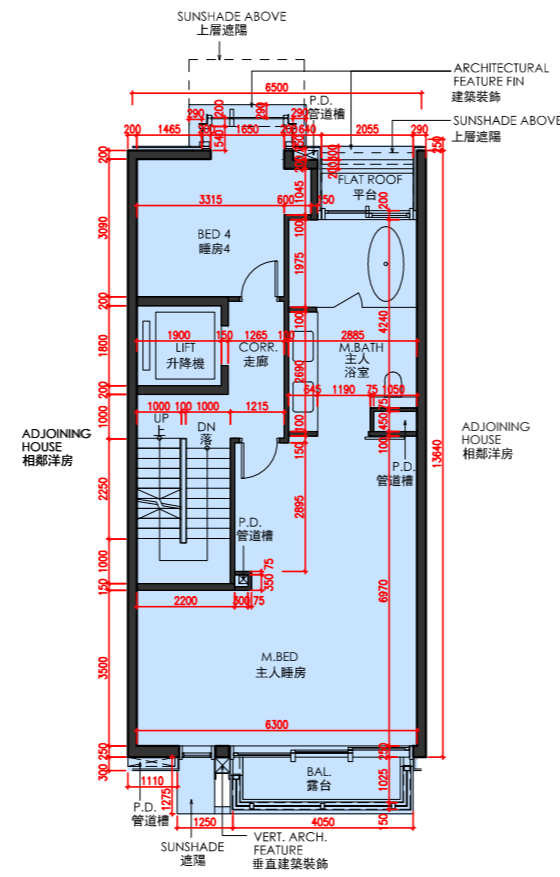
Scale 比例 0M/米 5M/米



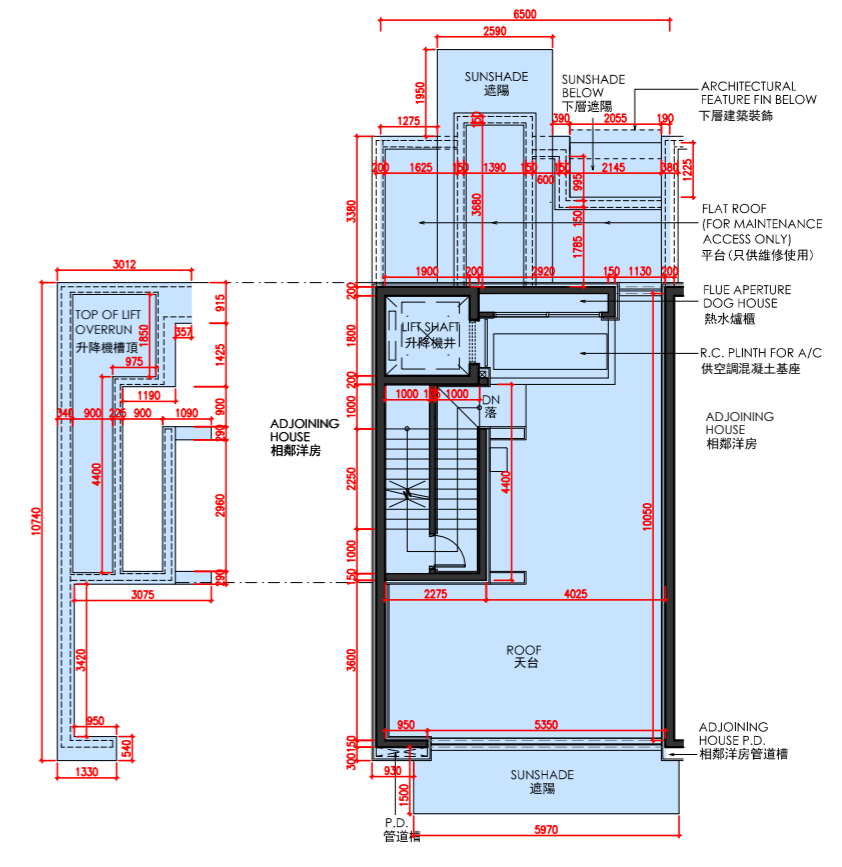
21 VILLA AVENUE
山城徑21號



1/F FLOOR PLAN
1樓樓面平面圖



2/F FLOOR PLAN
2樓樓面平面圖



ROOF PLAN
天台平面圖



FLOOR PLANS OF RESIDENTIAL PROPERTIES IN THE DEVELOPMENT 發展項目的住宅物業的樓面平面圖

| Floor 樓層 | The floor-to-floor height of each residential property (mm) 每個住宅物業的層與層之間的高度 (毫米) | The thickness of the floor slabs (excluding plaster) of each residential property (mm) 每個住宅物業的樓板 (不包括灰泥) 的厚度 (毫米) |
|-------------|---|--|
| B/F 地庫 | 5000 | 250, 300 |
| G/F 地下 | 4150, 4200 | 150, 175, 200, 250 |
| 1/F 1樓 | 3225, 3400, 3500 | 150, 175, 200 |
| 2/F 2樓 | 3500 | 175, 200, 225 |
| R/F 天台 | Not Applicable 不適用 | Not Applicable 不適用 |

The internal areas of the residential properties on the upper floors will generally be slightly larger than those on the lower floors because of the reducing thickness of the structural walls on the upper floors. 因住宅物業的較高樓層結構牆的厚度遞減，較高樓層的內部面積，一般比較低樓層的內部面積稍大。

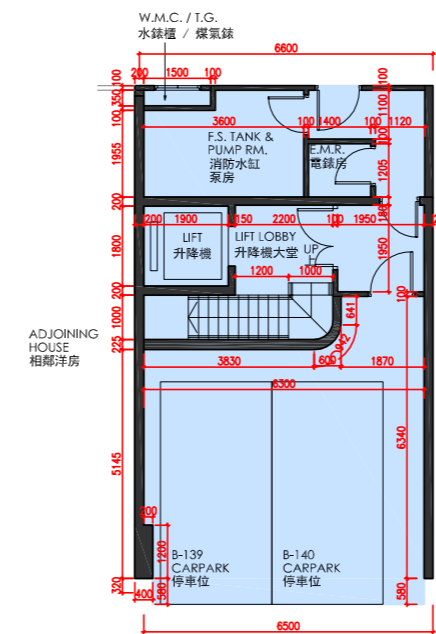
Notes:

- There may be architectural features and/or exposed pipes on external walls and/or windows of the residential units. For details, please refer to the latest approved building plans.
- Drainage pipes enclosed in cladding are installed at the external wall of the residential units. Also, drainage pipes will run through the flat roof, roof and/or garden of the residential units.
- The condensers of the VRV air-conditioners are located on Roof.
- There are ceiling bulkheads in living rooms, dining rooms, bedrooms, store, corridors, kitchens, air conditioning plant room and/or other rooms or areas of the residential units for the air-conditioning pipes and/or M&E services.
- The internal ceiling height within residential units may vary due to structural, architectural and/or decoration design variations.
- Some louvers that are installed at false ceilings may not be indicated on the floor plans.
- Symbols of fittings and fitments such as bathtub, sink, water closet, shower, sink counter, etc. are prepared based on the latest approved building plans and are for general indication only.

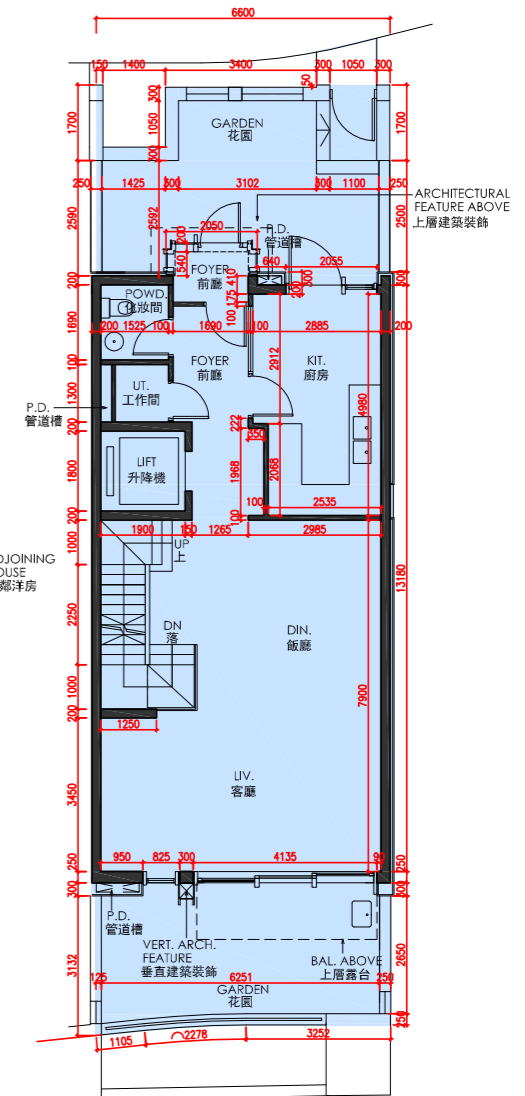
備註:

- 住宅單位外牆及/或窗戶設有建築裝飾及/或外露喉管，詳細資料請參考最新批准的建築圖則。
- 住宅單位外牆裝飾板內設有喉管。喉管亦安裝於住宅單位之平台、天台及/或花園內。
- VRV分體式空調冷氣機的冷凝器位於天台。
- 住宅單位客廳、飯廳、睡房、儲物室、走廊、廚房、冷氣機房及/或其他房間或空間的裝飾橫樑裝置冷氣喉管及/或機電設備。
- 住宅單位的天花高度將會因應其結構、建築設計及/或裝修設計上的需要而有差異。
- 部份百葉窗安裝於假天花且沒有於平面圖顯示。
- 樓面平面圖上所顯示的裝置符號，如浴缸、洗滌盆、座廁、花灑、洗滌盆櫃等乃按最新的經批准的建築圖則繪製，只作一般示意用途。

22 VILLA AVENUE 山城徑22號



B/F FLOOR PLAN
地庫樓面平面圖



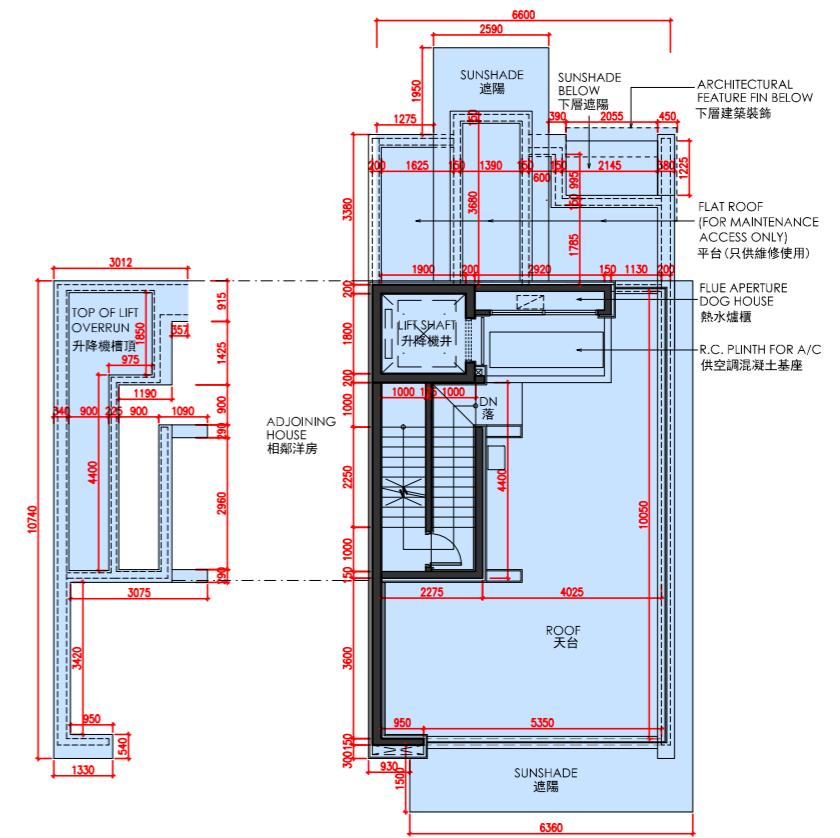
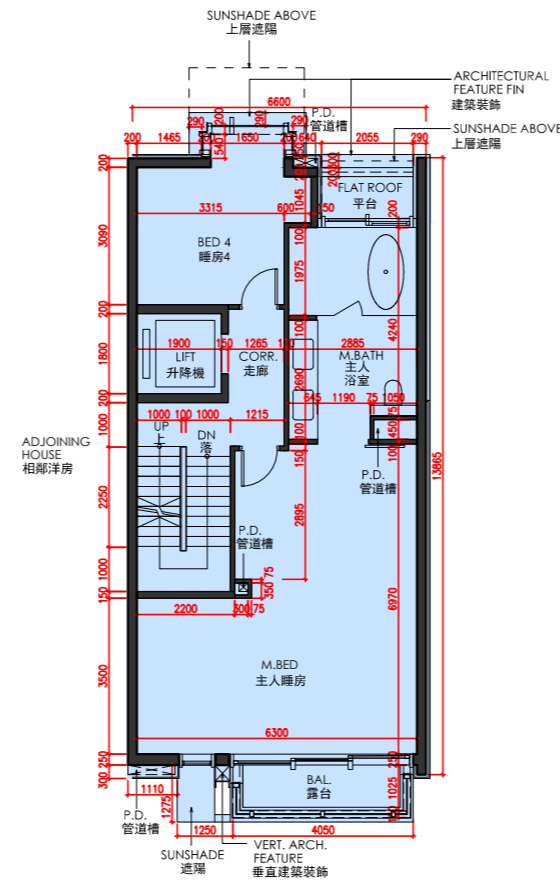
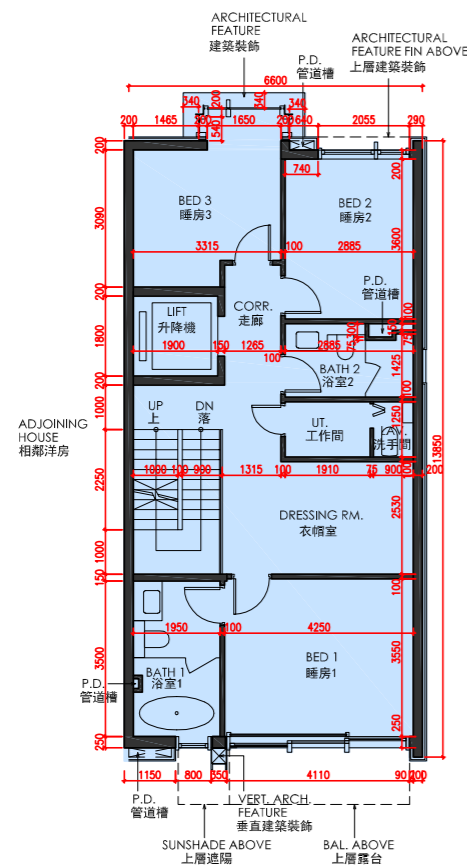
G/F FLOOR PLAN
地下樓面平面圖

Scale
比例

0M/米 5M/米



22 VILLA AVENUE
山城徑22號



1/F FLOOR PLAN
1樓樓面平面圖

2/F FLOOR PLAN
2樓樓面平面圖

ROOF PLAN
天台平面圖

Scale 比例 0M/米 5M/米



FLOOR PLANS OF RESIDENTIAL PROPERTIES IN THE DEVELOPMENT
發展項目的住宅物業的樓面平面圖

| Floor 樓層 | The floor-to-floor height of each residential property (mm) 每個住宅物業的層與層之間的高度 (毫米) | The thickness of the floor slabs (excluding plaster) of each residential property (mm) 每個住宅物業的樓板 (不包括灰泥) 的厚度 (毫米) |
|-------------|---|--|
| B/F 地庫 | 5000, 5100 | 200, 300 |
| G/F 地下 | 4150, 4200 | 150, 175, 200, 250 |
| 1/F 1樓 | 3225, 3400, 3500 | 150, 175, 200 |
| 2/F 2樓 | 3500 | 175, 200, 225 |
| R/F 天台 | Not Applicable 不適用 | Not Applicable 不適用 |

The internal areas of the residential properties on the upper floors will generally be slightly larger than those on the lower floors because of the reducing thickness of the structural walls on the upper floors. 因住宅物業的較高樓層結構牆的厚度遞減，較高樓層的內部面積，一般比較低樓層的內部面積稍大。

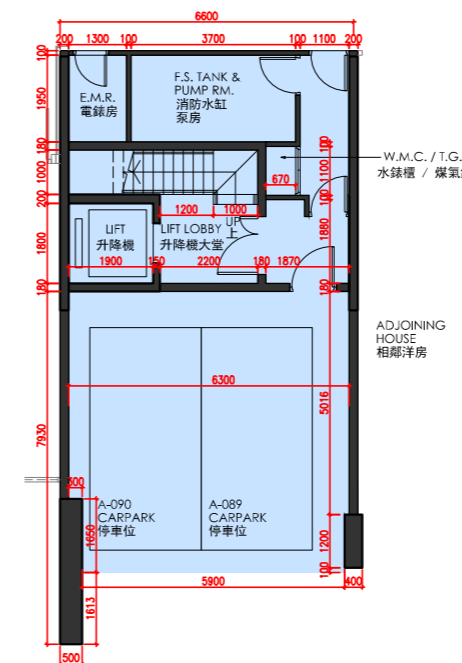
Notes:

- There may be architectural features and/or exposed pipes on external walls and/or windows of the residential units. For details, please refer to the latest approved building plans.
- Drainage pipes enclosed in cladding are installed at the external wall of the residential units. Also, drainage pipes will run through the flat roof, roof and/or garden of the residential units.
- The condensers of the VRV air-conditioners are located on Roof.
- There are ceiling bulkheads in living rooms, dining rooms, bedrooms, store, corridors, kitchens, air conditioning plant room and/or other rooms or areas of the residential units for the air-conditioning pipes and/or M&E services.
- The internal ceiling height within residential units may vary due to structural, architectural and/or decoration design variations.
- Some louvers that are installed at false ceilings may not be indicated on the floor plans.
- Symbols of fittings and fitments such as bathtub, sink, water closet, shower, sink counter, etc. are prepared based on the latest approved building plans and are for general indication only.

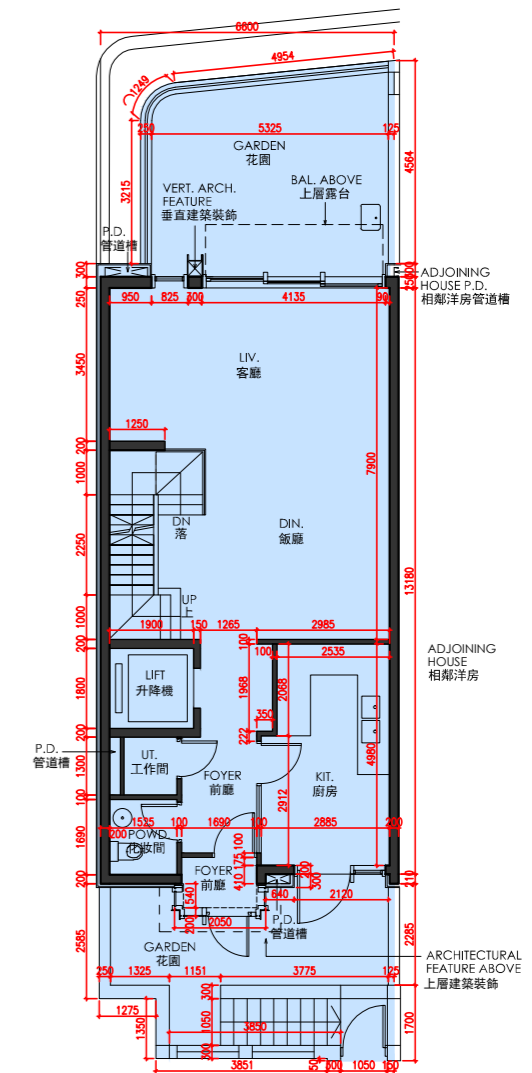
備註:

- 住宅單位外牆及/或窗戶設有建築裝飾及/或外露喉管，詳細資料請參考最新批准的建築圖則。
- 住宅單位外牆裝飾板內設有喉管。喉管亦安裝於住宅單位之平台、天台及/或花園內。
- VRV分體式空調冷氣機的冷凝器位於天台。
- 住宅單位客廳、飯廳、睡房、儲物室、走廊、廚房、冷氣機房及/或其他房間或空間的裝飾橫樑裝置冷氣喉管及/或機電設備。
- 住宅單位的天花高度將會因應其結構、建築設計及/或裝修設計上的需要而有差異。
- 部份百葉窗安裝於假天花且沒有於平面圖顯示。
- 樓面平面圖上所顯示的裝置符號，如浴缸、洗滌盆、座廁、花灑、洗滌盆櫃等乃按最新的經批准的建築圖則繪製，只作一般示意用途。

23 VILLA AVENUE
山城徑 23 號



B/F FLOOR PLAN
地庫樓面平面圖

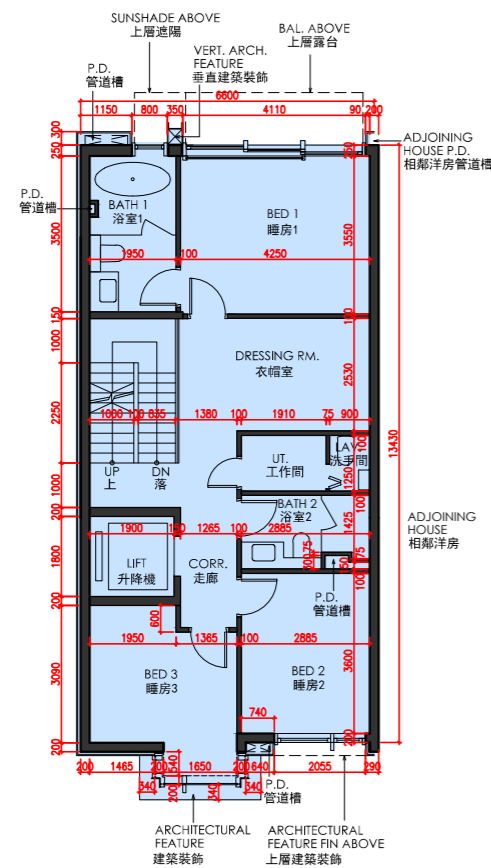


G/F FLOOR PLAN
地下樓面平面圖

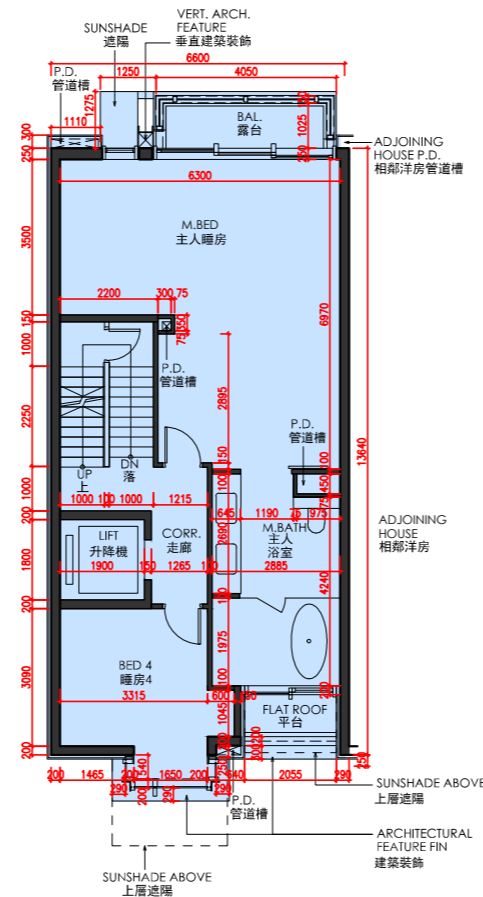
Scale
比例 0M/米 5M/米



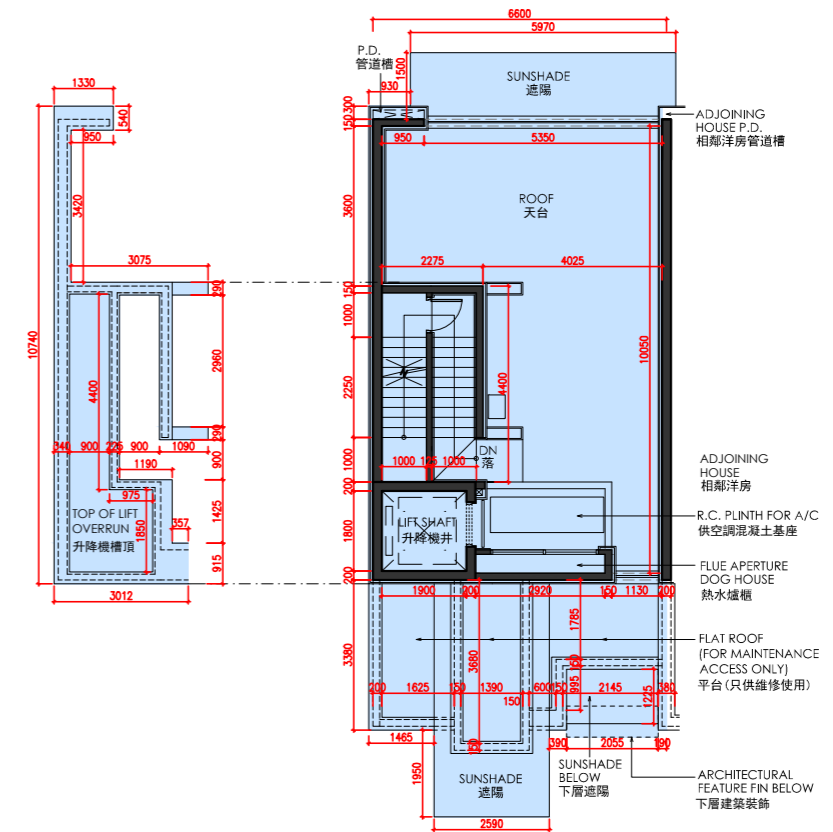
23 VILLA AVENUE
山城徑23號



1/F FLOOR PLAN
1樓樓面平面圖



2/F FLOOR PLAN
2樓樓面平面圖



ROOF PLAN
天台平面圖



FLOOR PLANS OF RESIDENTIAL PROPERTIES IN THE DEVELOPMENT 發展項目的住宅物業的樓面平面圖

| Floor 樓層 | The floor-to-floor height of each residential property (mm) 每個住宅物業的層與層之間的高度 (毫米) | The thickness of the floor slabs (excluding plaster) of each residential property (mm) 每個住宅物業的樓板 (不包括灰泥) 的厚度 (毫米) |
|-------------|---|--|
| B/F 地庫 | 4740, 4830 | 200, 300 |
| G/F 地下 | 4150, 4200 | 150, 175, 200, 250 |
| 1/F 1樓 | 3225, 3400, 3500 | 150, 175, 200 |
| 2/F 2樓 | 3500 | 175, 200, 225 |
| R/F 天台 | Not Applicable 不適用 | Not Applicable 不適用 |

The internal areas of the residential properties on the upper floors will generally be slightly larger than those on the lower floors because of the reducing thickness of the structural walls on the upper floors. 因住宅物業的較高樓層結構牆的厚度遞減，較高樓層的內部面積，一般比較低樓層的內部面積稍大。

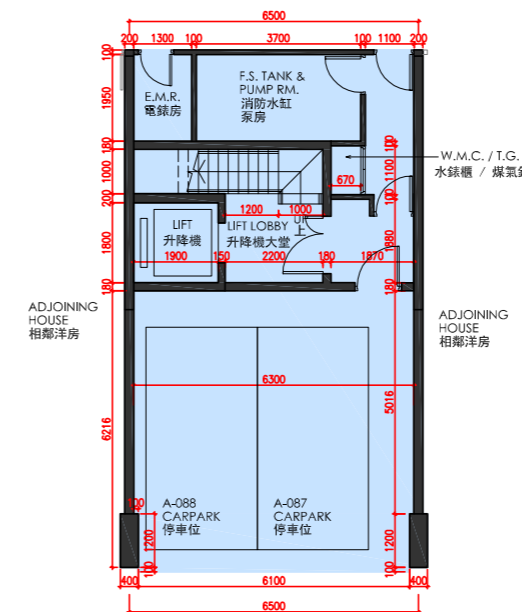
Notes:

- There may be architectural features and/or exposed pipes on external walls and/or windows of the residential units. For details, please refer to the latest approved building plans.
- Drainage pipes enclosed in cladding are installed at the external wall of the residential units. Also, drainage pipes will run through the flat roof, roof and/or garden of the residential units.
- The condensers of the VRV air-conditioners are located on Roof.
- There are ceiling bulkheads in living rooms, dining rooms, bedrooms, store, corridors, kitchens, air conditioning plant room and/or other rooms or areas of the residential units for the air-conditioning pipes and/or M&E services.
- The internal ceiling height within residential units may vary due to structural, architectural and/or decoration design variations.
- Some louvers that are installed at false ceilings may not be indicated on the floor plans.
- Symbols of fittings and fitments such as bathtub, sink, water closet, shower, sink counter, etc. are prepared based on the latest approved building plans and are for general indication only.

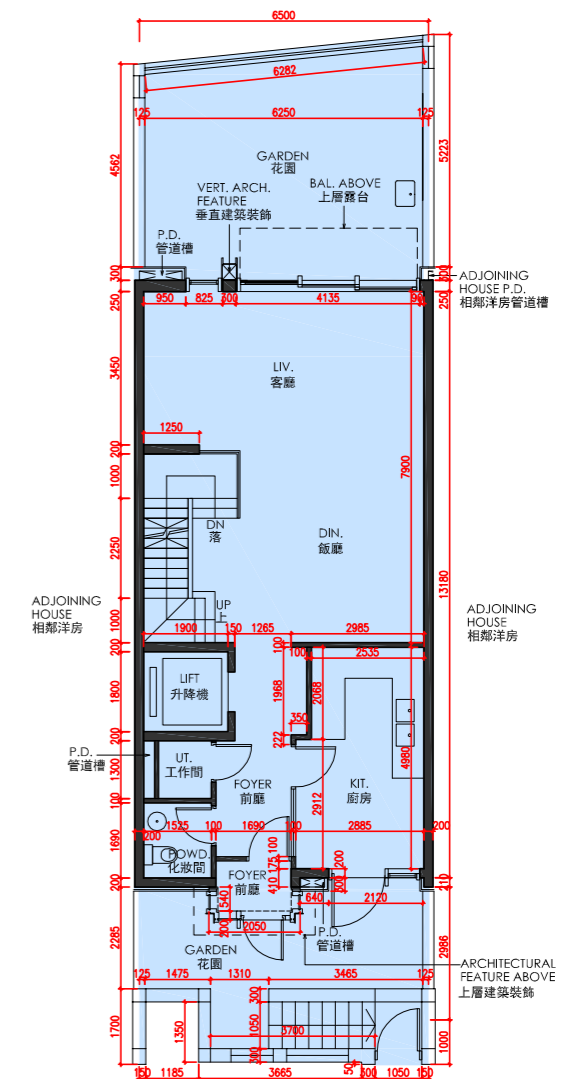
備註:

- 住宅單位外牆及/或窗戶設有建築裝飾及/或外露喉管，詳細資料請參考最新批准的建築圖則。
- 住宅單位外牆裝飾板內設有喉管。喉管亦安裝於住宅單位之平台、天台及/或花園內。
- VRV分體式空調冷氣機的冷凝器位於天台。
- 住宅單位客廳、飯廳、睡房、儲物室、走廊、廚房、冷氣機房及/或其他房間或空間的裝飾橫樑裝置冷氣喉管及/或機電設備。
- 住宅單位的天花高度將會因應其結構、建築設計及/或裝修設計上的需要而有差異。
- 部份百葉窗安裝於假天花且沒有於平面圖顯示。
- 樓面平面圖上所顯示的裝置符號，如浴缸、洗滌盆、座廁、花灑、洗滌盆櫃等乃按最新的經批准的建築圖則繪製，只作一般示意用途。

25 VILLA AVENUE 山城徑 25 號



B/F FLOOR PLAN
地庫樓面平面圖

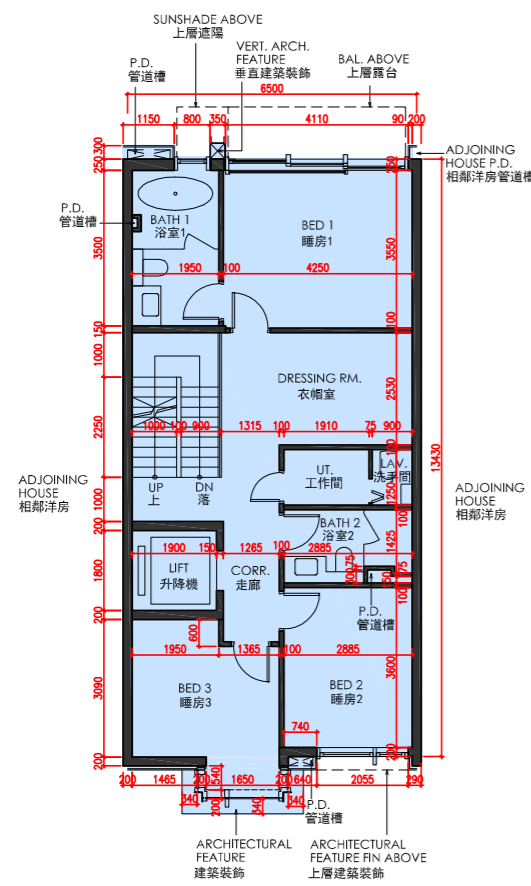


G/F FLOOR PLAN
地下樓面平面圖

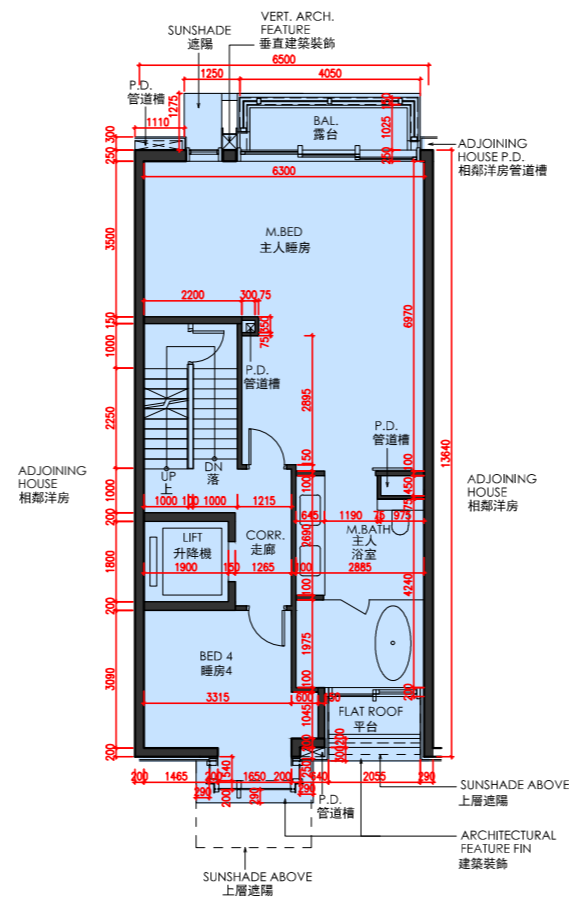
Scale 比例 | 0M/米 5M/米



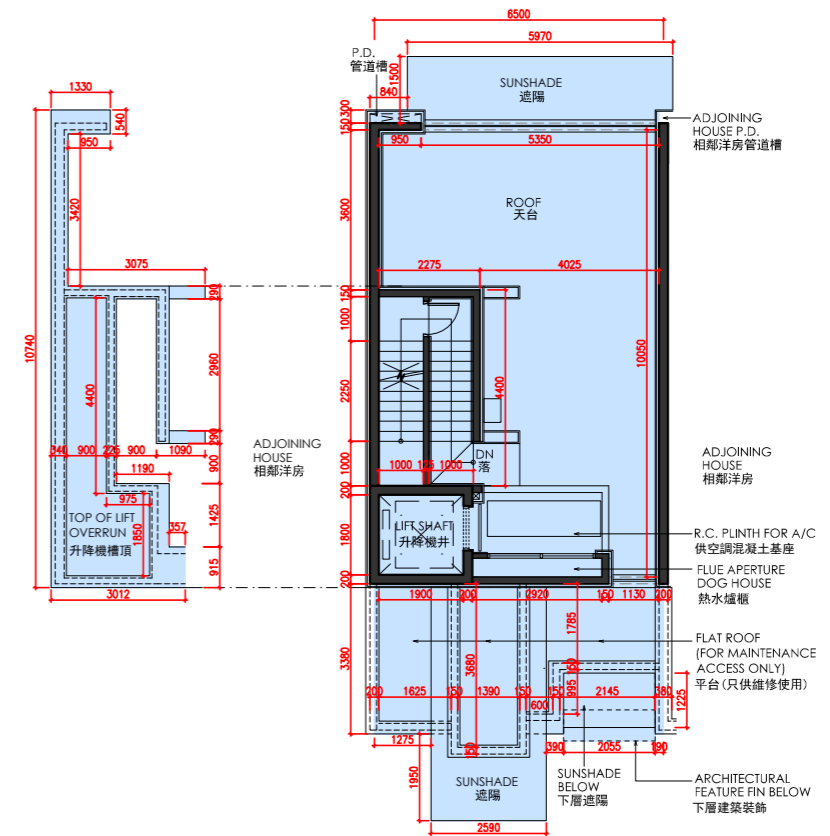
25 VILLA AVENUE
山城徑25號



1/F FLOOR PLAN
1樓樓面平面圖



2/F FLOOR PLAN
2樓樓面平面圖



ROOF PLAN
天台平面圖



FLOOR PLANS OF RESIDENTIAL PROPERTIES IN THE DEVELOPMENT 發展項目的住宅物業的樓面平面圖

| Floor 樓層 | The floor-to-floor height of each residential property (mm) 每個住宅物業的層與層之間的高度 (毫米) | The thickness of the floor slabs (excluding plaster) of each residential property (mm) 每個住宅物業的樓板 (不包括灰泥) 的厚度 (毫米) |
|-------------|---|--|
| B/F 地庫 | 4480, 4560 | 200, 300 |
| G/F 地下 | 4150, 4200 | 150, 175, 200, 250 |
| 1/F 1樓 | 3225, 3400, 3500 | 150, 175, 200 |
| 2/F 2樓 | 3500 | 175, 200, 225 |
| R/F 天台 | Not Applicable 不適用 | Not Applicable 不適用 |

The internal areas of the residential properties on the upper floors will generally be slightly larger than those on the lower floors because of the reducing thickness of the structural walls on the upper floors. 因住宅物業的較高樓層結構牆的厚度遞減，較高樓層的內部面積，一般比較低樓層的內部面積稍大。

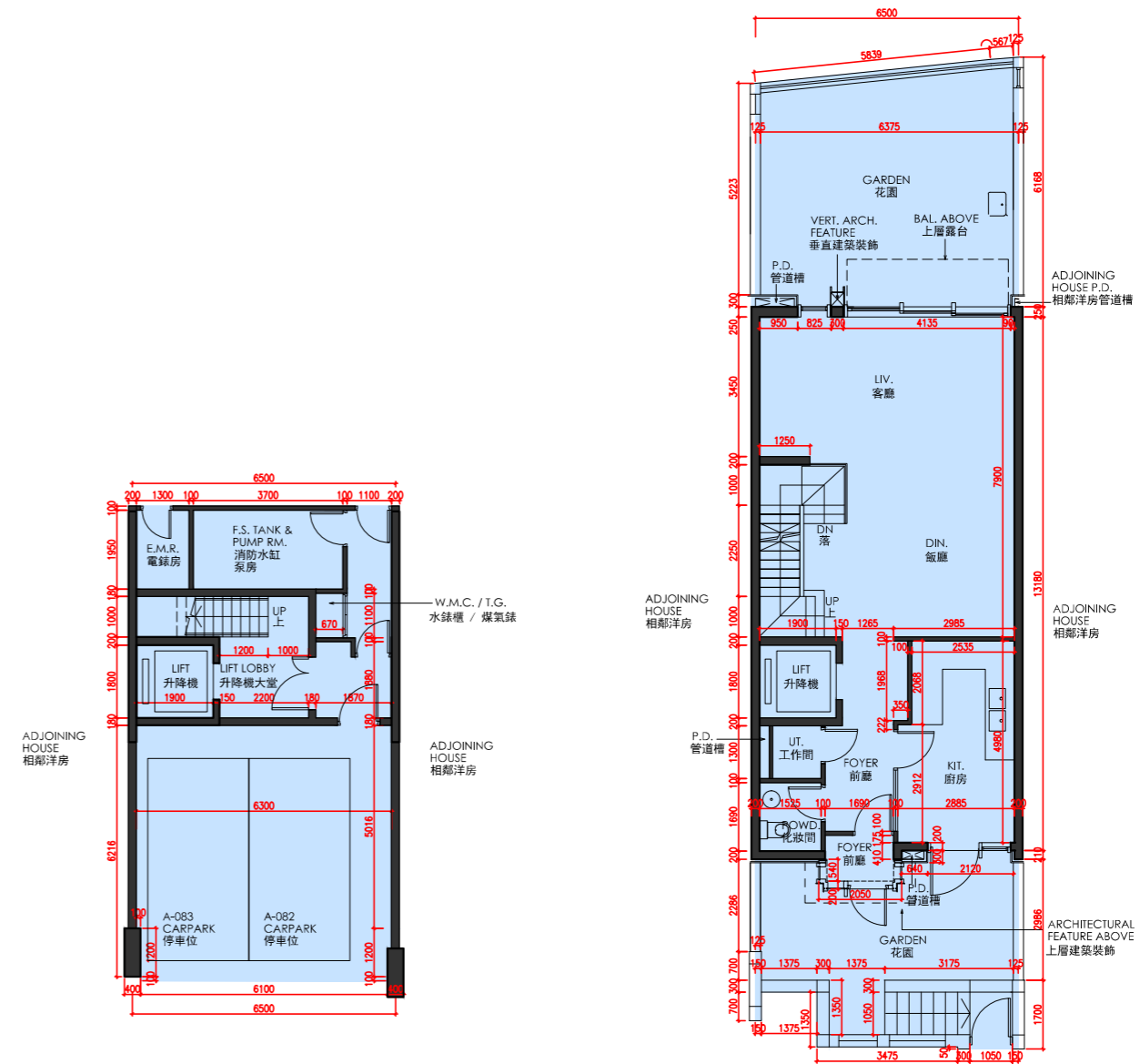
Notes:

- There may be architectural features and/or exposed pipes on external walls and/or windows of the residential units. For details, please refer to the latest approved building plans.
- Drainage pipes enclosed in cladding are installed at the external wall of the residential units. Also, drainage pipes will run through the flat roof, roof and/or garden of the residential units.
- The condensers of the VRV air-conditioners are located on Roof.
- There are ceiling bulkheads in living rooms, dining rooms, bedrooms, store, corridors, kitchens, air conditioning plant room and/or other rooms or areas of the residential units for the air-conditioning pipes and/or M&E services.
- The internal ceiling height within residential units may vary due to structural, architectural and/or decoration design variations.
- Some louvers that are installed at false ceilings may not be indicated on the floor plans.
- Symbols of fittings and fitments such as bathtub, sink, water closet, shower, sink counter, etc. are prepared based on the latest approved building plans and are for general indication only.

備註:

- 住宅單位外牆及/或窗戶設有建築裝飾及/或外露喉管，詳細資料請參考最新批准的建築圖則。
- 住宅單位外牆裝飾板內設有喉管。喉管亦安裝於住宅單位之平台、天台及/或花園內。
- VRV分體式空調冷氣機的冷凝器位於天台。
- 住宅單位客廳、飯廳、睡房、儲物室、走廊、廚房、冷氣機房及/或其他房間或空間的裝飾橫樑裝置冷氣喉管及/或機電設備。
- 住宅單位的天花高度將會因應其結構、建築設計及/或裝修設計上的需要而有差異。
- 部份百葉窗安裝於假天花且沒有於平面圖顯示。
- 樓面平面圖上所顯示的裝置符號，如浴缸、洗滌盆、座廁、花灑、洗滌盆櫃等乃按最新的經批准的建築圖則繪製，只作一般示意用途。

26 VILLA AVENUE 山城徑26號



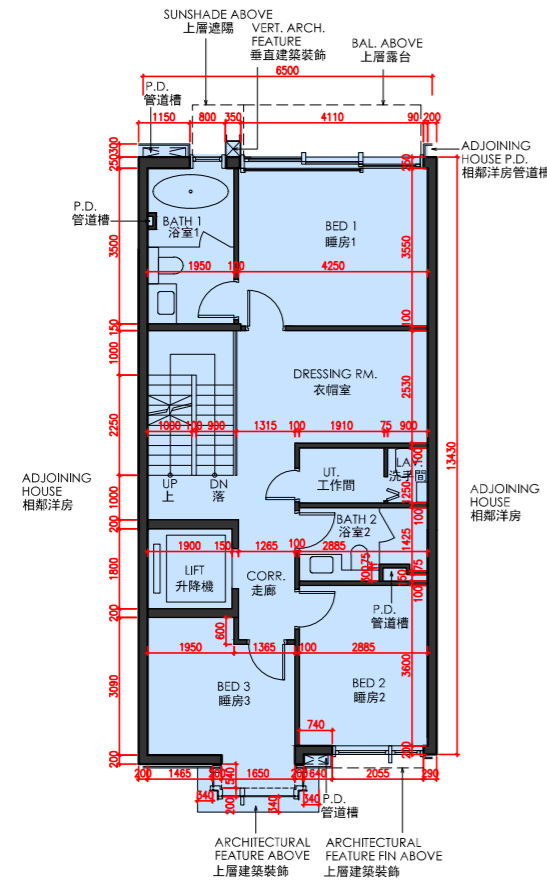
B/F FLOOR PLAN
地庫樓面平面圖

G/F FLOOR PLAN
地下樓面平面圖

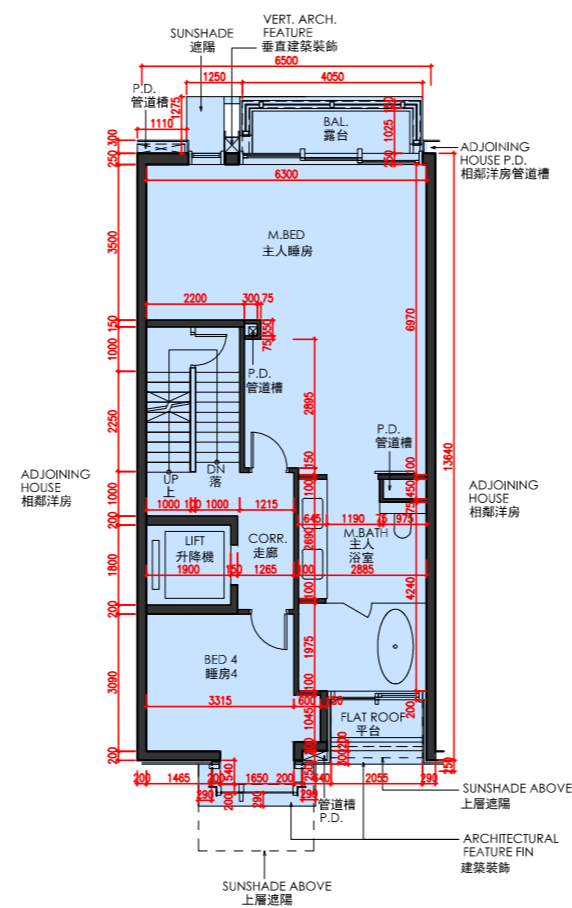
Scale
比例 0M/米 5M/米



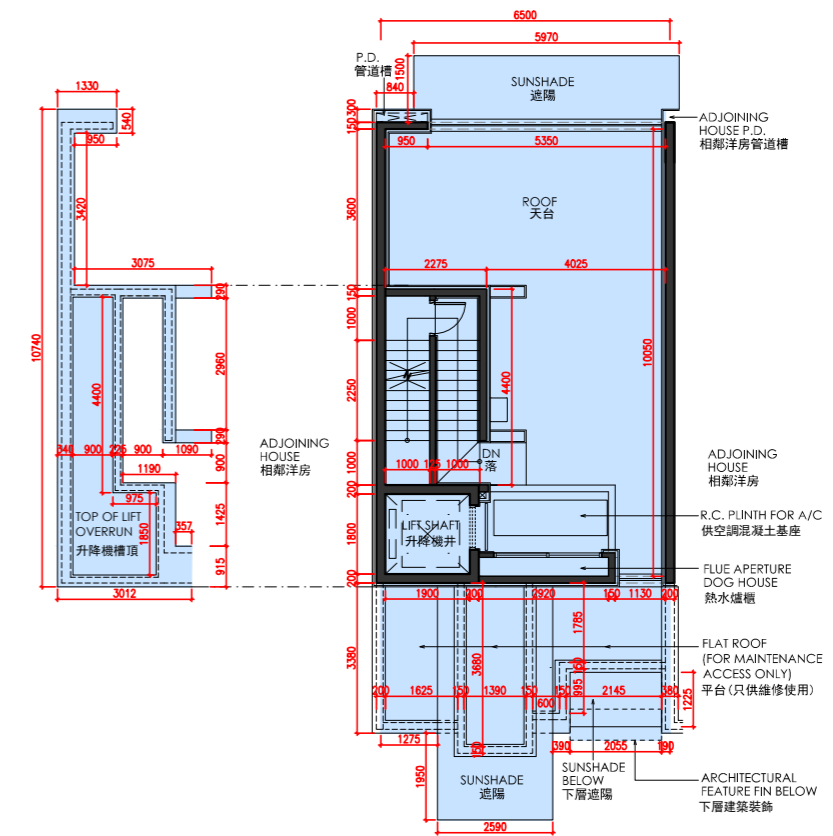
26 VILLA AVENUE
山城徑26號



1/F FLOOR PLAN
1樓樓面平面圖



2/F FLOOR PLAN
2樓樓面平面圖



ROOF PLAN
天台平面圖



FLOOR PLANS OF RESIDENTIAL PROPERTIES IN THE DEVELOPMENT 發展項目的住宅物業的樓面平面圖

| Floor 樓層 | The floor-to-floor height of each residential property (mm) 每個住宅物業的層與層之間的高度 (毫米) | The thickness of the floor slabs (excluding plaster) of each residential property (mm) 每個住宅物業的樓板 (不包括灰泥) 的厚度 (毫米) |
|-------------|---|--|
| B/F 地庫 | 4200, 4290 | 200, 300 |
| G/F 地下 | 4150, 4200 | 150, 175, 200, 250 |
| 1/F 1樓 | 3225, 3400, 3500 | 150, 175, 200 |
| 2/F 2樓 | 3500 | 175, 200, 225 |
| R/F 天台 | Not Applicable 不適用 | Not Applicable 不適用 |

The internal areas of the residential properties on the upper floors will generally be slightly larger than those on the lower floors because of the reducing thickness of the structural walls on the upper floors. 因住宅物業的較高樓層結構牆的厚度遞減，較高樓層的內部面積，一般比較低樓層的內部面積稍大。

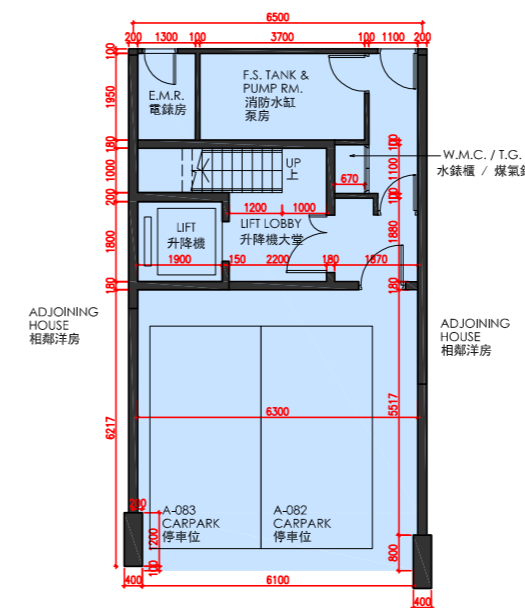
Notes:

- There may be architectural features and/or exposed pipes on external walls and/or windows of the residential units. For details, please refer to the latest approved building plans.
- Drainage pipes enclosed in cladding are installed at the external wall of the residential units. Also, drainage pipes will run through the flat roof, roof and/or garden of the residential units.
- The condensers of the VRV air-conditioners are located on Roof.
- There are ceiling bulkheads in living rooms, dining rooms, bedrooms, store, corridors, kitchens, air conditioning plant room and/or other rooms or areas of the residential units for the air-conditioning pipes and/or M&E services.
- The internal ceiling height within residential units may vary due to structural, architectural and/or decoration design variations.
- Some louvers that are installed at false ceilings may not be indicated on the floor plans.
- Symbols of fittings and fitments such as bathtub, sink, water closet, shower, sink counter, etc. are prepared based on the latest approved building plans and are for general indication only.

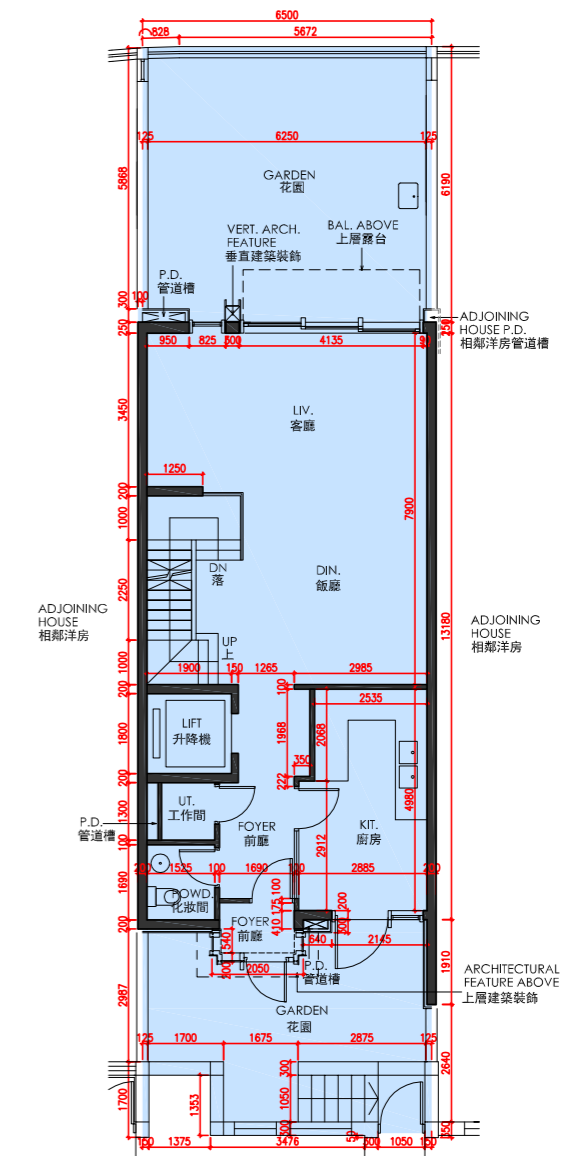
備註:

- 住宅單位外牆及/或窗戶設有建築裝飾及/或外露喉管，詳細資料請參考最新批准的建築圖則。
- 住宅單位外牆裝飾板內設有喉管。喉管亦安裝於住宅單位之平台、天台及/或花園內。
- VRV分體式空調冷氣機的冷凝器位於天台。
- 住宅單位客廳、飯廳、睡房、儲物室、走廊、廚房、冷氣機房及/或其他房間或空間的裝飾橫樑裝置冷氣喉管及/或機電設備。
- 住宅單位的天花高度將會因應其結構、建築設計及/或裝修設計上的需要而有差異。
- 部份百葉窗安裝於假天花且沒有於平面圖顯示。
- 樓面平面圖上所顯示的裝置符號，如浴缸、洗滌盆、座廁、花灑、洗滌盆櫃等乃按最新的經批准的建築圖則繪製，只作一般示意用途。

27 VILLA AVENUE 山城徑27號



B/F FLOOR PLAN
地庫樓面平面圖

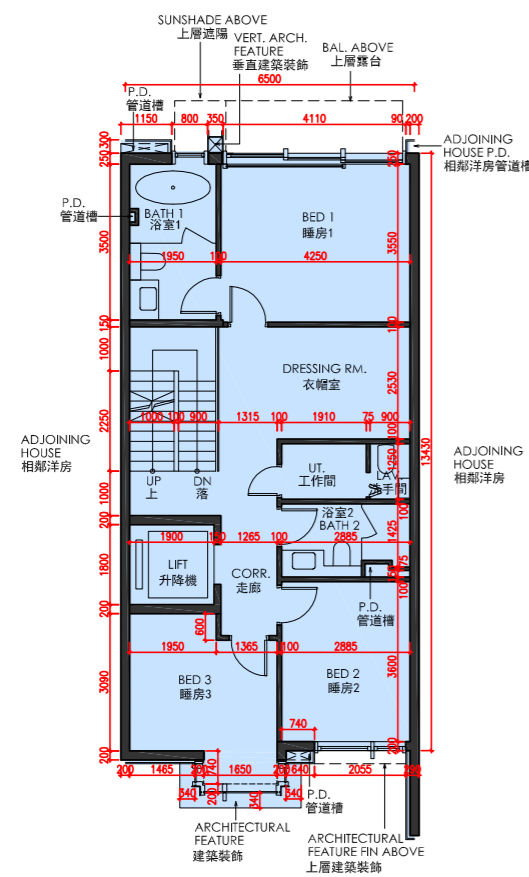


G/F FLOOR PLAN
地下樓面平面圖

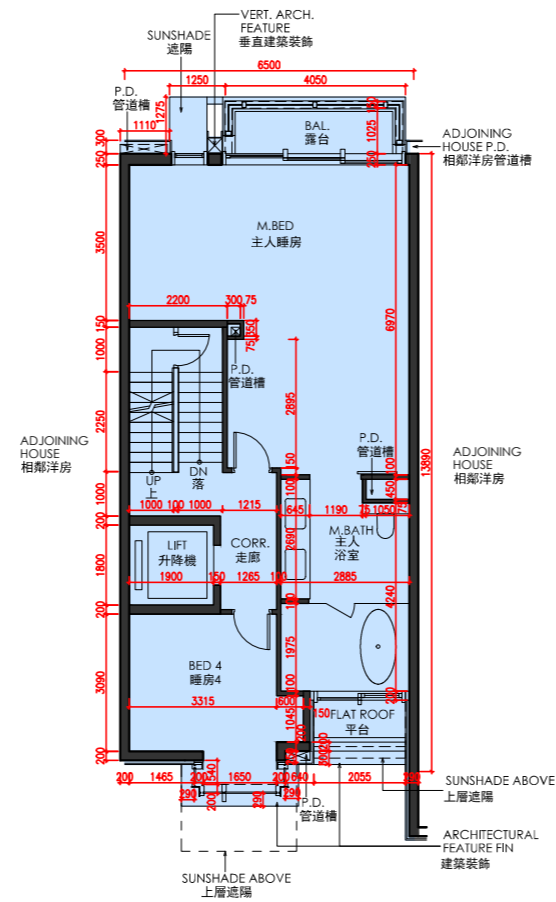
Scale 比例 | 0M/米 | 5M/米



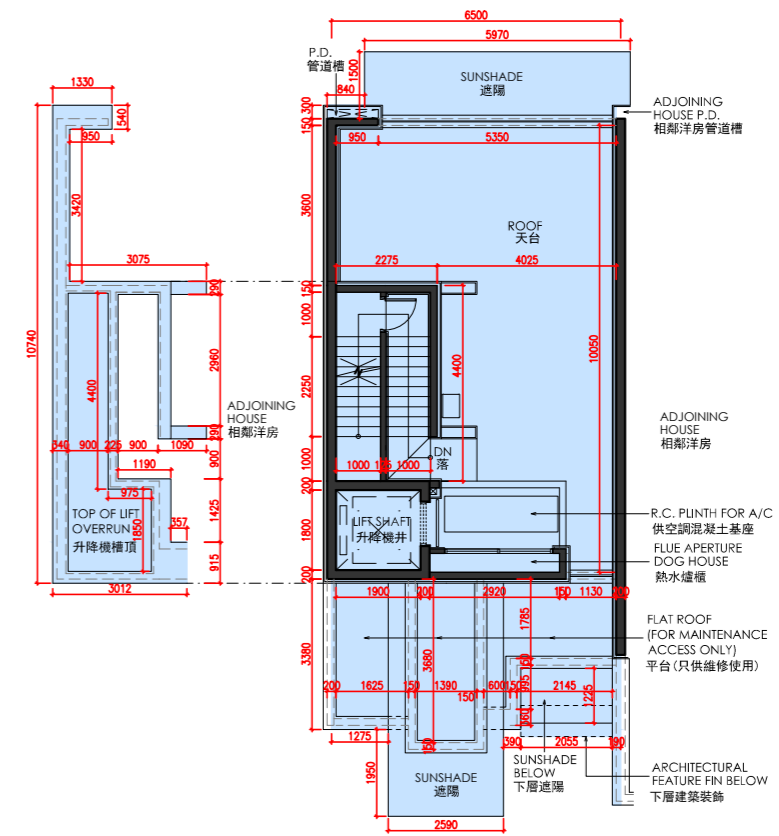
27 VILLA AVENUE
山城徑27號



1/F FLOOR PLAN
1樓樓面平面圖



2/F FLOOR PLAN
2樓樓面平面圖



ROOF PLAN
天台平面圖

Scale 比例 0M/米 5M/米



FLOOR PLANS OF RESIDENTIAL PROPERTIES IN THE DEVELOPMENT 發展項目的住宅物業的樓面平面圖

| Floor 樓層 | The floor-to-floor height of each residential property (mm) 每個住宅物業的層與層之間的高度 (毫米) | The thickness of the floor slabs (excluding plaster) of each residential property (mm) 每個住宅物業的樓板 (不包括灰泥) 的厚度 (毫米) |
|-------------|---|--|
| B/F 地庫 | 4000, 4130 | 200, 300 |
| G/F 地下 | 4150, 4200 | 150, 175, 200, 250 |
| 1/F 1樓 | 3225, 3400, 3500 | 150, 175, 200 |
| 2/F 2樓 | 3500 | 175, 200, 225 |
| R/F 天台 | Not Applicable 不適用 | Not Applicable 不適用 |

The internal areas of the residential properties on the upper floors will generally be slightly larger than those on the lower floors because of the reducing thickness of the structural walls on the upper floors. 因住宅物業的較高樓層結構牆的厚度遞減，較高樓層的內部面積，一般比較低樓層的內部面積稍大。

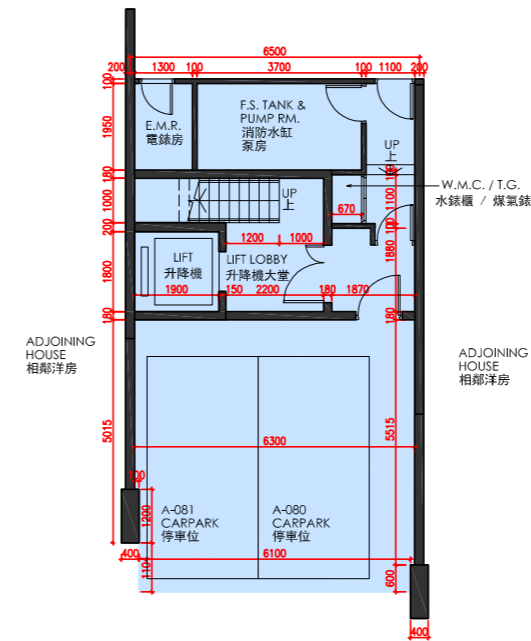
Notes:

- There may be architectural features and/or exposed pipes on external walls and/or windows of the residential units. For details, please refer to the latest approved building plans.
- Drainage pipes enclosed in cladding are installed at the external wall of the residential units. Also, drainage pipes will run through the flat roof, roof and/or garden of the residential units.
- The condensers of the VRV air-conditioners are located on Roof.
- There are ceiling bulkheads in living rooms, dining rooms, bedrooms, store, corridors, kitchens, air conditioning plant room and/or other rooms or areas of the residential units for the air-conditioning pipes and/or M&E services.
- The internal ceiling height within residential units may vary due to structural, architectural and/or decoration design variations.
- Some louvers that are installed at false ceilings may not be indicated on the floor plans.
- Symbols of fittings and fitments such as bathtub, sink, water closet, shower, sink counter, etc. are prepared based on the latest approved building plans and are for general indication only.

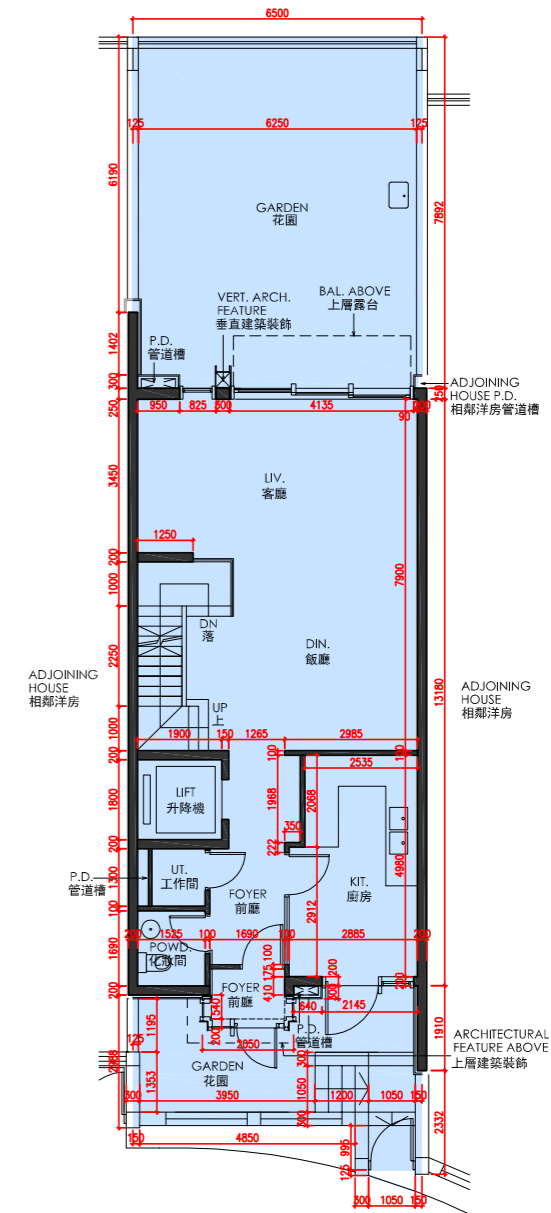
備註:

- 住宅單位外牆及/或窗戶設有建築裝飾及/或外露喉管，詳細資料請參考最新批准的建築圖則。
- 住宅單位外牆裝飾板內設有喉管。喉管亦安裝於住宅單位之平台、天台及/或花園內。
- VRV分體式空調冷氣機的冷凝器位於天台。
- 住宅單位客廳、飯廳、睡房、儲物室、走廊、廚房、冷氣機房及/或其他房間或空間的裝飾橫樑裝置冷氣喉管及/或機電設備。
- 住宅單位的天花高度將會因應其結構、建築設計及/或裝修設計上的需要而有差異。
- 部份百葉窗安裝於假天花且沒有於平面圖顯示。
- 樓面平面圖上所顯示的裝置符號，如浴缸、洗滌盆、座廁、花灑、洗滌盆櫃等乃按最新的經批准的建築圖則繪製，只作一般示意用途。

28 VILLA AVENUE 山城徑 28 號



B/F FLOOR PLAN
地庫樓面平面圖

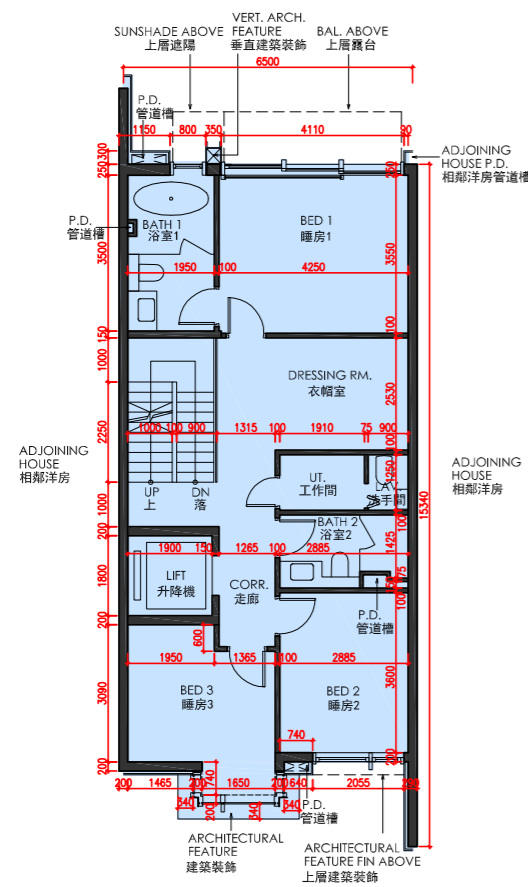


G/F FLOOR PLAN
地下樓面平面圖

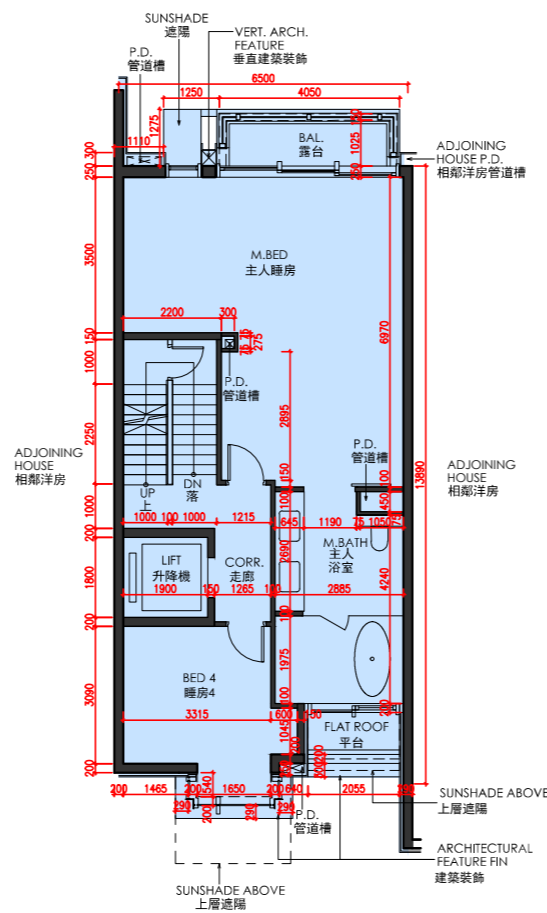
Scale
比例 0M/米 5M/米



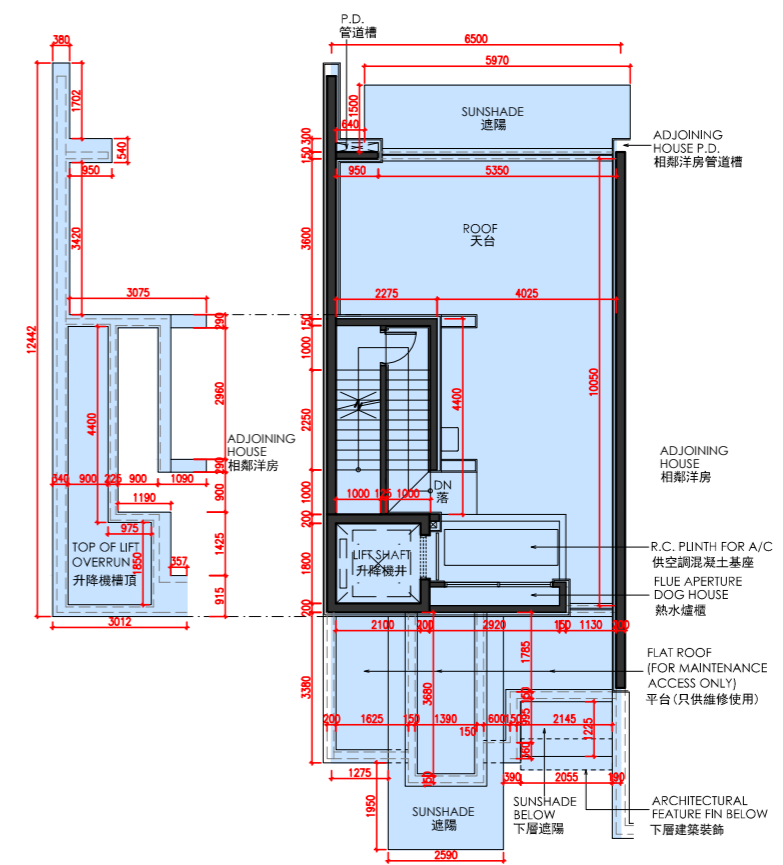
28 VILLA AVENUE
山城徑28號



1/F FLOOR PLAN
1樓樓面平面圖



2/F FLOOR PLAN
2樓樓面平面圖



ROOF PLAN
天台平面圖

Scale 比例 0M/米 5M/米



FLOOR PLANS OF RESIDENTIAL PROPERTIES IN THE DEVELOPMENT 發展項目的住宅物業的樓面平面圖

| Floor 樓層 | The floor-to-floor height of each residential property (mm) 每個住宅物業的層與層之間的高度 (毫米) | The thickness of the floor slabs (excluding plaster) of each residential property (mm) 每個住宅物業的樓板 (不包括灰泥) 的厚度 (毫米) |
|-------------|---|--|
| B/F 地庫 | 3800, 3930 | 200, 300 |
| G/F 地下 | 4150, 4200 | 150, 175, 200, 250 |
| 1/F 1樓 | 3225, 3400, 3500 | 150, 175, 200 |
| 2/F 2樓 | 3500 | 175, 200, 225 |
| R/F 天台 | Not Applicable 不適用 | Not Applicable 不適用 |

The internal areas of the residential properties on the upper floors will generally be slightly larger than those on the lower floors because of the reducing thickness of the structural walls on the upper floors. 因住宅物業的較高樓層結構牆的厚度遞減，較高樓層的內部面積，一般比較低樓層的內部面積稍大。

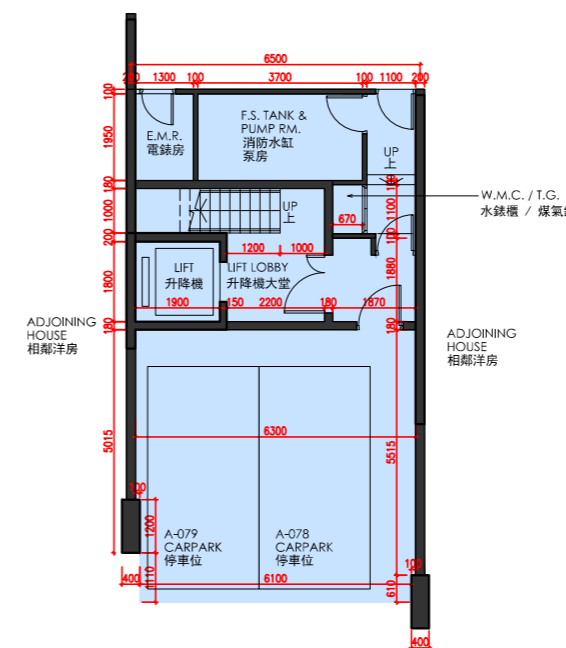
Notes:

- There may be architectural features and/or exposed pipes on external walls and/or windows of the residential units. For details, please refer to the latest approved building plans.
- Drainage pipes enclosed in cladding are installed at the external wall of the residential units. Also, drainage pipes will run through the flat roof, roof and/or garden of the residential units.
- The condensers of the VRV air-conditioners are located on Roof.
- There are ceiling bulkheads in living rooms, dining rooms, bedrooms, store, corridors, kitchens, air conditioning plant room and/or other rooms or areas of the residential units for the air-conditioning pipes and/or M&E services.
- The internal ceiling height within residential units may vary due to structural, architectural and/or decoration design variations.
- Some louvers that are installed at false ceilings may not be indicated on the floor plans.
- Symbols of fittings and fitments such as bathtub, sink, water closet, shower, sink counter, etc. are prepared based on the latest approved building plans and are for general indication only.

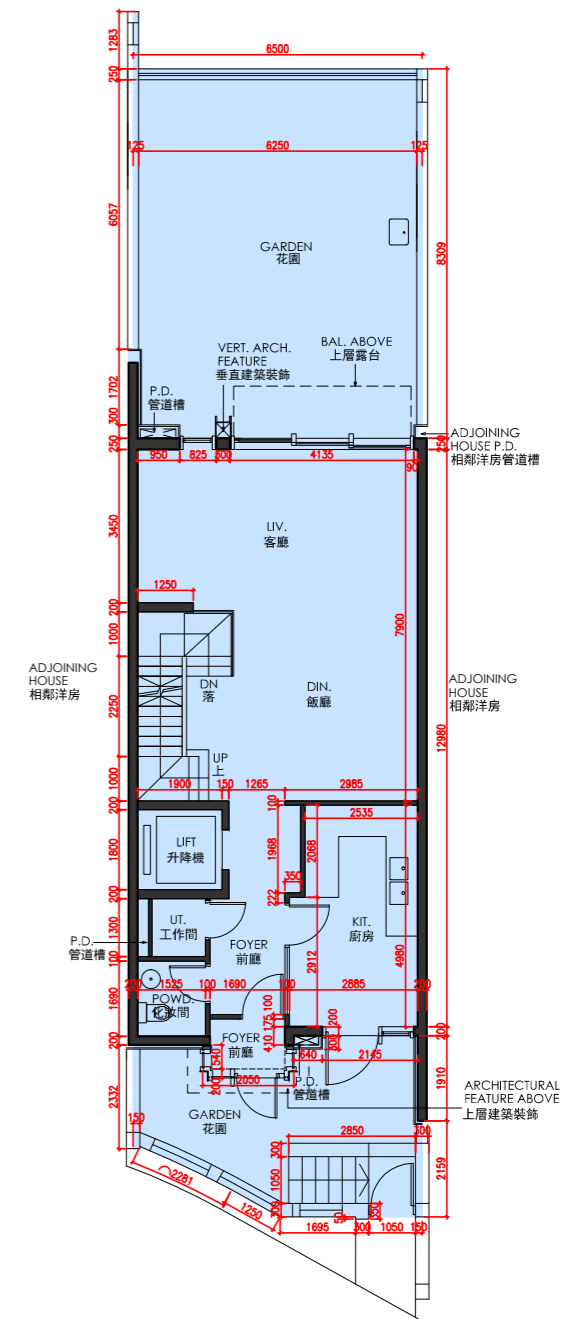
備註:

- 住宅單位外牆及/或窗戶設有建築裝飾及/或外露喉管，詳細資料請參考最新批准的建築圖則。
- 住宅單位外牆裝飾板內設有喉管。喉管亦安裝於住宅單位之平台、天台及/或花園內。
- VRV分體式空調冷氣機的冷凝器位於天台。
- 住宅單位客廳、飯廳、睡房、儲物室、走廊、廚房、冷氣機房及/或其他房間或空間的裝飾橫樑裝置冷氣喉管及/或機電設備。
- 住宅單位的天花高度將會因應其結構、建築設計及/或裝修設計上的需要而有差異。
- 部份百葉窗安裝於假天花且沒有於平面圖顯示。
- 樓面平面圖上所顯示的裝置符號，如浴缸、洗滌盆、座廁、花灑、洗滌盆櫃等乃按最新的經批准的建築圖則繪製，只作一般示意用途。

29 VILLA AVENUE
山城徑 29 號



B/F FLOOR PLAN
地庫樓面平面圖

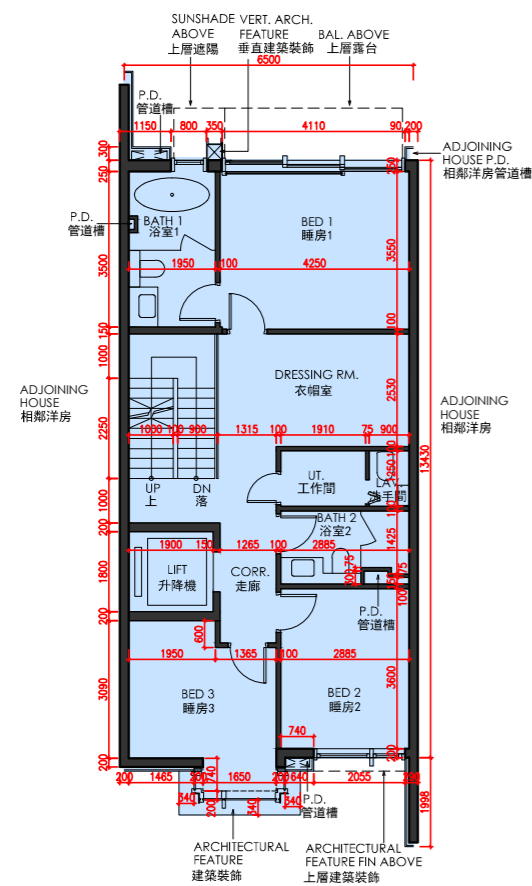


G/F FLOOR PLAN
地下樓面平面圖

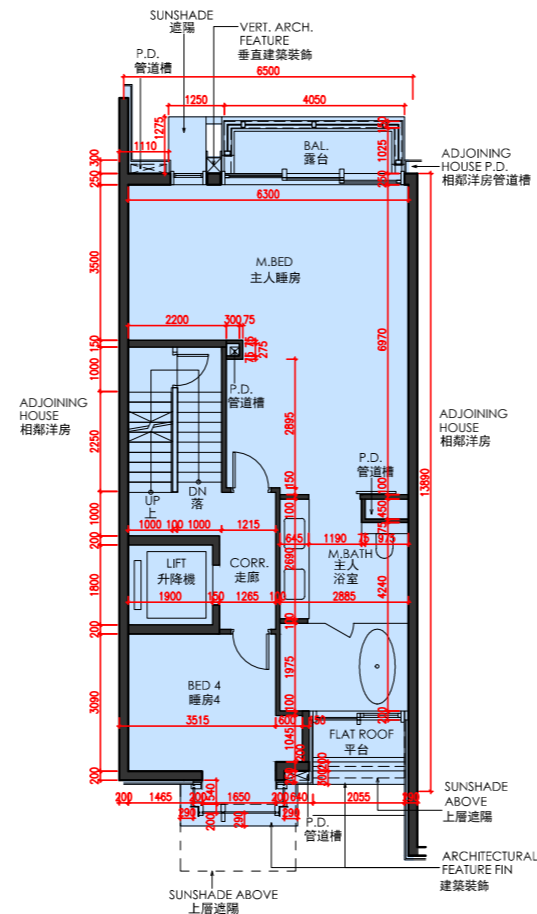
Scale 比例 | 0M/米 5M/米



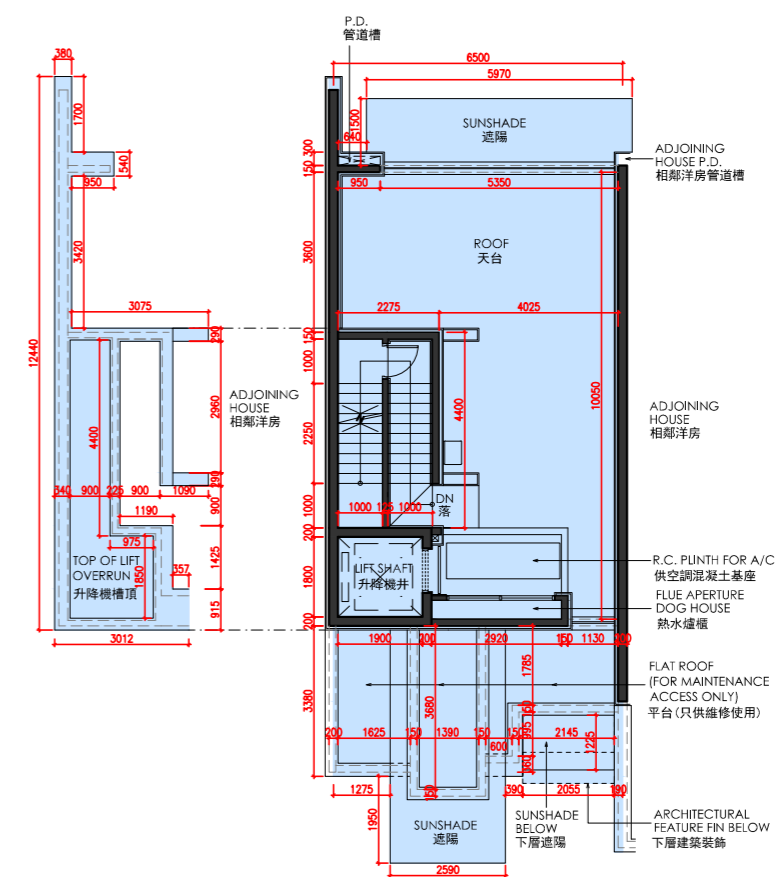
29 VILLA AVENUE
山城徑29號



1/F FLOOR PLAN
1樓樓面平面圖



2/F FLOOR PLAN
2樓樓面平面圖



ROOF PLAN
天台平面圖

Scale 比例 0M/米 5M/米



FLOOR PLANS OF RESIDENTIAL PROPERTIES IN THE DEVELOPMENT 發展項目的住宅物業的樓面平面圖

| Floor 樓層 | The floor-to-floor height of each residential property (mm) 每個住宅物業的層與層之間的高度 (毫米) | The thickness of the floor slabs (excluding plaster) of each residential property (mm) 每個住宅物業的樓板 (不包括灰泥) 的厚度 (毫米) |
|-------------|---|--|
| B/F 地庫 | 3800 | 200, 300 |
| G/F 地下 | 4150, 4200 | 150, 175, 200, 250 |
| 1/F 1樓 | 3225, 3400, 3500 | 150, 175, 200 |
| 2/F 2樓 | 3500 | 175, 200, 225 |
| R/F 天台 | Not Applicable 不適用 | Not Applicable 不適用 |

The internal areas of the residential properties on the upper floors will generally be slightly larger than those on the lower floors because of the reducing thickness of the structural walls on the upper floors. 因住宅物業的較高樓層結構牆的厚度遞減，較高樓層的內部面積，一般比較低樓層的內部面積稍大。

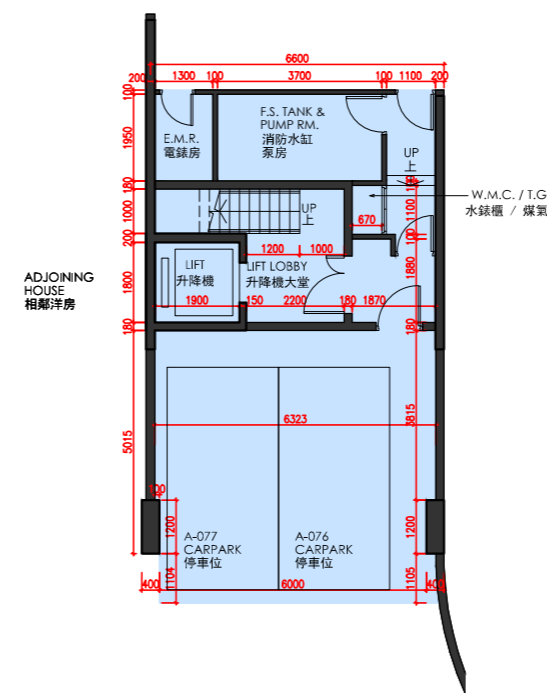
Notes:

- There may be architectural features and/or exposed pipes on external walls and/or windows of the residential units. For details, please refer to the latest approved building plans.
- Drainage pipes enclosed in cladding are installed at the external wall of the residential units. Also, drainage pipes will run through the flat roof, roof and/or garden of the residential units.
- The condensers of the VRV air-conditioners are located on Roof.
- There are ceiling bulkheads in living rooms, dining rooms, bedrooms, store, corridors, kitchens, air conditioning plant room and/or other rooms or areas of the residential units for the air-conditioning pipes and/or M&E services.
- The internal ceiling height within residential units may vary due to structural, architectural and/or decoration design variations.
- Some louvers that are installed at false ceilings may not be indicated on the floor plans.
- Symbols of fittings and fitments such as bathtub, sink, water closet, shower, sink counter, etc. are prepared based on the latest approved building plans and are for general indication only.

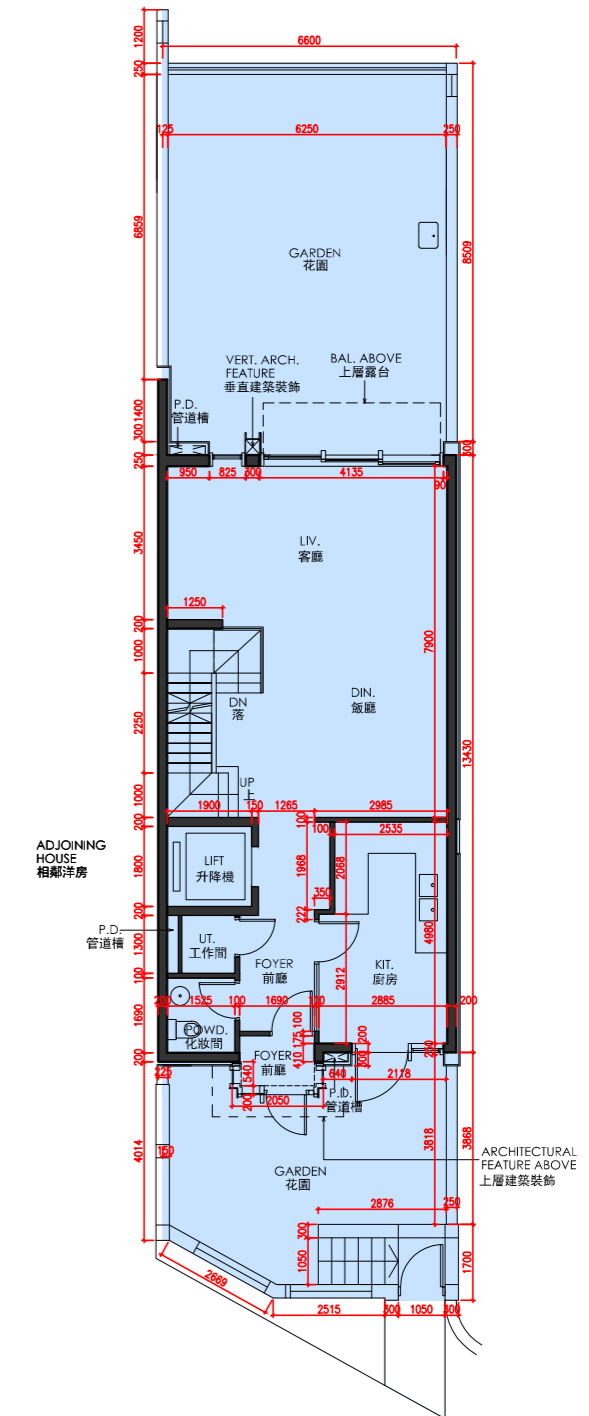
備註:

- 住宅單位外牆及/或窗戶設有建築裝飾及/或外露喉管，詳細資料請參考最新批准的建築圖則。
- 住宅單位外牆裝飾板內設有喉管。喉管亦安裝於住宅單位之平台、天台及/或花園內。
- VRV分體式空調冷氣機的冷凝器位於天台。
- 住宅單位客廳、飯廳、睡房、儲物室、走廊、廚房、冷氣機房及/或其他房間或空間的裝飾橫樑裝置冷氣喉管及/或機電設備。
- 住宅單位的天花高度將會因應其結構、建築設計及/或裝修設計上的需要而有差異。
- 部份百葉窗安裝於假天花且沒有於平面圖顯示。
- 樓面平面圖上所顯示的裝置符號，如浴缸、洗滌盆、座廁、花灑、洗滌盆櫃等乃按最新的經批准的建築圖則繪製，只作一般示意用途。

30 VILLA AVENUE 山城徑30號



B/F FLOOR PLAN
地庫樓面平面圖

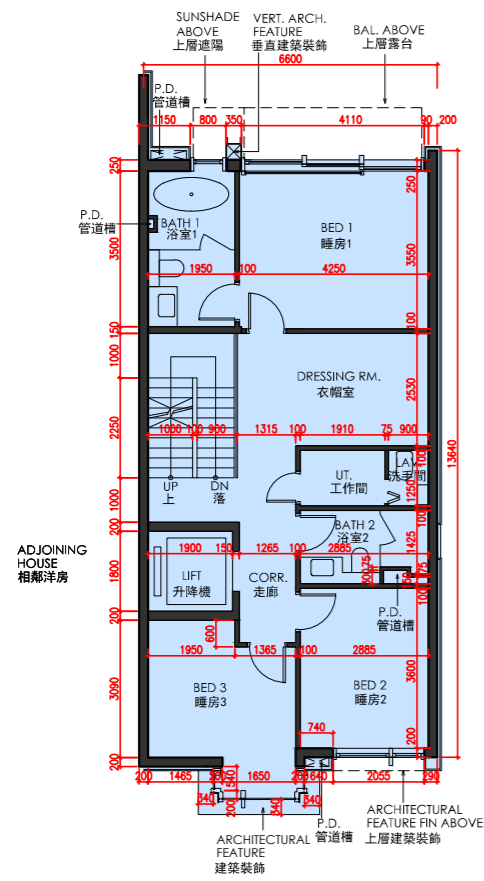


G/F FLOOR PLAN
地下樓面平面圖

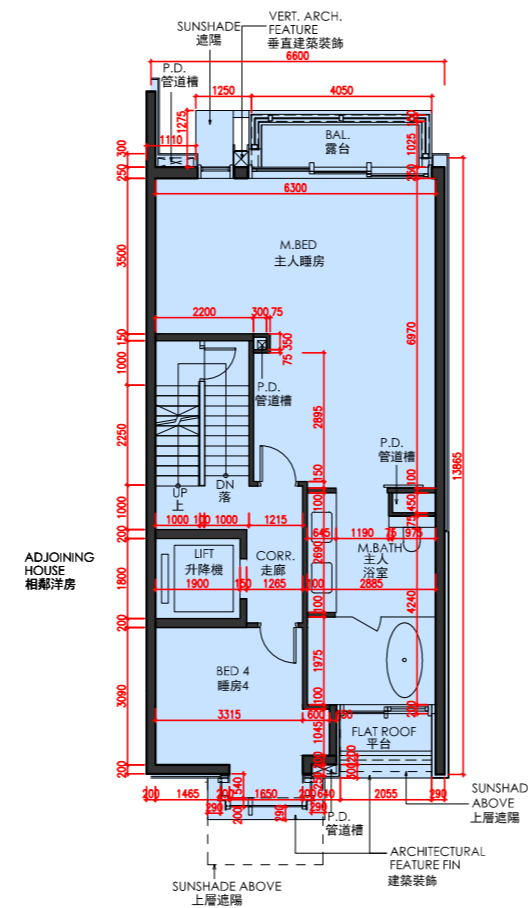
Scale 比例 0M/米 5M/米



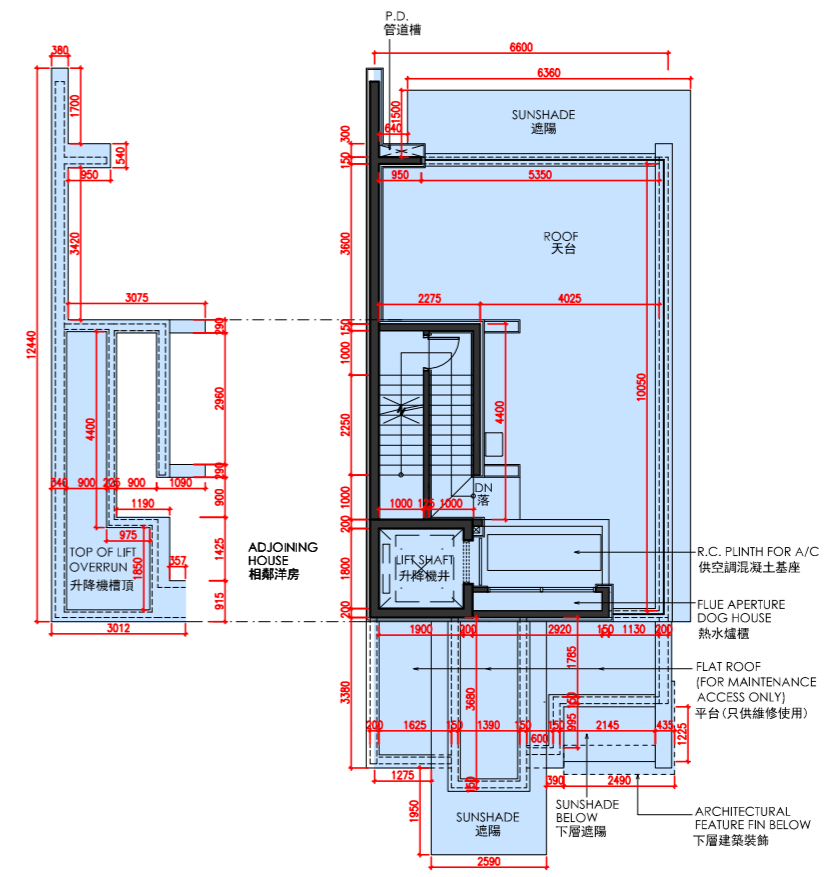
30 VILLA AVENUE
山城徑30號



1/F FLOOR PLAN
1樓樓面平面圖



2/F FLOOR PLAN
2樓樓面平面圖



ROOF PLAN
天台平面圖



FLOOR PLANS OF RESIDENTIAL PROPERTIES IN THE DEVELOPMENT
發展項目的住宅物業的樓面平面圖

TOWER 1

第1座

| Each Residential Property 每個住宅物業 | Floor 樓層 | Unit 單位 | A | B | C | D |
|---|-------------|------------|------------------|------------------|------------------|------------------|
| Floor-to-Floor Height (mm) 層與層之間的高度 (毫米) | G/F 地下 | | 2980, 3030, 3380 | 2980, 3030, 3380 | 2980, 3030, 3380 | 2980, 3030, 3380 |
| Thickness of Floor Slab (excluding plaster) (mm) 樓板 (不包括灰泥) 的厚度 (毫米) | | | 150, 175, 250 | 150 | 150, 165, 175 | 150 |

The internal areas of the residential properties on the upper floors will generally be slightly larger than those on the lower floors because of the reducing thickness of the structural walls on the upper floors.
因住宅物業的較高樓層結構牆的厚度遞減，較高樓層的內部面積，一般比較低樓層的內部面積稍大。

Notes:

- There may be architectural features and/or exposed pipes on external walls and/or windows of the residential units. For details, please refer to the latest approved building plans.
- Drainage pipes enclosed in cladding are installed at the external wall of the residential units. Also, drainage pipes will run through the flat roof, roof and/or garden of the residential units.
- The condensers of the VRV air-conditioners are located on Roof.
- There are ceiling bulkheads in living rooms, dining rooms, bedrooms, store, corridors, kitchens, air conditioning plant room and/or other rooms or areas of the residential units for the air-conditioning pipes and/or M&E services.
- The internal ceiling height within residential units may vary due to structural, architectural and/or decoration design variations.
- Some louvers that are installed at false ceilings may not be indicated on the floor plans.
- Balcony and utility platform are non-enclosed areas.
- Symbols of fittings and fitments such as bathtub, sink, water closet, shower, sink counter, etc. are prepared based on the latest approved building plans and are for general indication only.

備註:

- 住宅單位外牆裝飾板內設有喉管。喉管亦安裝於住宅單位之平台、天台及/或花園內。
- 部份住宅單位的露台及/或工作平台側之外牆裝飾板內設有公用喉管。公用喉管亦安裝於部份連平台及/或天台住宅單位之平台及/或天台內。
- VRV分體式空調冷氣機的冷凝器位於天台。
- 住宅單位客廳、飯廳、睡房、儲物室、走廊、廚房、冷氣機房及/或其他房間或空間的裝飾橫樑裝置冷氣喉管及/或機電設備。
- 住宅單位的天花高度將會因應其結構、建築設計及/或裝修設計上的需要而有差異。
- 部份百葉窗安裝於假天花之上且沒有於平面圖顯示。
- 露台及工作平台為不可封閉的地方。
- 樓面平面圖上所顯示的裝置符號，如浴缸、洗滌盆、座廁、花灑、洗滌盆櫃等乃按最新的經批准的建築圖則繪製，只作一般示意用途。

TOWER 1
第1座



G/F FLOOR PLAN
地下樓面平面圖

Scale 比例 | 0M/米 | 5M/米



FLOOR PLANS OF RESIDENTIAL PROPERTIES IN THE DEVELOPMENT
發展項目的住宅物業的樓面平面圖

TOWER 1
第1座

| Each Residential Property 每個住宅物業 | Floor 樓層 | Unit 單位 | A | B | C | D |
|---|----------------------|------------|---------------------------|------------------|---------------------------|------------------|
| Floor-to-Floor Height (mm) 層與層之間的高度 (毫米) | 1/F - 2/F 1樓 - 2樓 | | 2980, 3030, 3380 | 2980, 3030, 3380 | 2980, 3030, 3380 | 2980, 3030, 3380 |
| Thickness of Floor Slab (excluding plaster) (mm) 樓板 (不包括灰泥) 的厚度 (毫米) | | | 150, 175, 250 | 150 | 150, 165, 175 | 150 |
| Floor-to-Floor Height (mm) 層與層之間的高度 (毫米) | 3/F 3樓 | | 2980, 3030, 3330, 3380 | 3380 | 2980, 3030, 3330, 3380 | 3380 |
| Thickness of Floor Slab (excluding plaster) (mm) 樓板 (不包括灰泥) 的厚度 (毫米) | | | 150, 175, 250 | 150, 175 | 150, 165, 175, 200 | 150 |

The internal areas of the residential properties on the upper floors will generally be slightly larger than those on the lower floors because of the reducing thickness of the structural walls on the upper floors.
因住宅物業的較高樓層結構牆的厚度遞減，較高樓層的內部面積，一般比較低樓層的內部面積稍大。

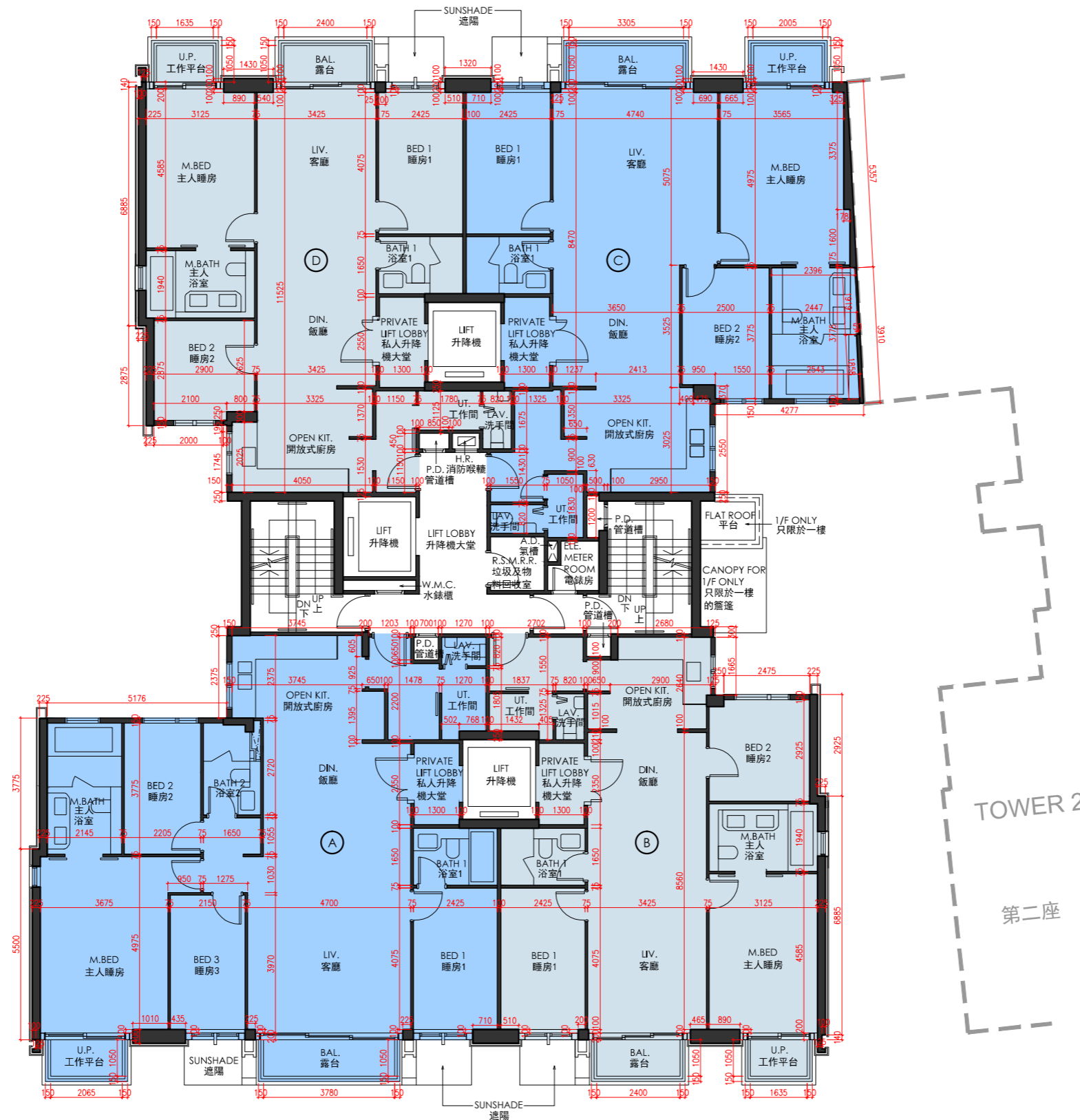
Notes:

- There may be architectural features and/or exposed pipes on external walls and/or windows of the residential units. For details, please refer to the latest approved building plans.
- Drainage pipes enclosed in cladding are installed at the external wall of the residential units. Also, drainage pipes will run through the flat roof, roof and/or garden of the residential units.
- The condensers of the VRV air-conditioners are located on Roof.
- There are ceiling bulkheads in living rooms, dining rooms, bedrooms, store, corridors, kitchens, air conditioning plant room and/or other rooms or areas of the residential units for the air-conditioning pipes and/or M&E services.
- The internal ceiling height within residential units may vary due to structural, architectural and/or decoration design variations.
- Some louvers that are installed at false ceilings may not be indicated on the floor plans.
- Balcony and utility platform are non-enclosed areas.
- Symbols of fittings and fitments such as bathtub, sink, water closet, shower, sink counter, etc. are prepared based on the latest approved building plans and are for general indication only.

備註:

- 住宅單位外牆裝飾板內設有喉管。喉管亦安裝於住宅單位之平台、天台及/或花園內。
- 部份住宅單位的露台及/或工作平台側之外牆裝飾板內設有公用喉管。公用喉管亦安裝於部份連平台及/或天台住宅單位之平台及/或天台內。
- VRV分體式空調冷氣機的冷凝器位於天台。
- 住宅單位客廳、飯廳、睡房、儲物室、走廊、廚房、冷氣機房及/或其他房間或空間的裝飾橫樑裝置冷氣喉管及/或機電設備。
- 住宅單位的天花高度將會因應其結構、建築設計及/或裝修設計上的需要而有差異。
- 部份百葉窗安裝於假天花之上且沒有於平面圖顯示。
- 露台及工作平台為不可封閉的地方。
- 樓面平面圖上所顯示的裝置符號，如浴缸、洗滌盆、座廁、花灑、洗滌盆櫃等乃按最新的經批准的建築圖則繪製，只作一般示意用途。

TOWER 1
第1座



1/F - 3/F FLOOR PLAN
1樓 - 3樓樓面平面圖

Scale 比例 | 0M/米 5M/米



FLOOR PLANS OF RESIDENTIAL PROPERTIES IN THE DEVELOPMENT
發展項目的住宅物業的樓面平面圖

TOWER 1
第1座

| Each Residential Property 每個住宅物業 | Floor 樓層 | Unit 單位 | A | B |
|---|-------------|------------|----------------------------|---------------------------------|
| Floor-to-Floor Height (mm) 層與層之間的高度 (毫米) | 5/F 5樓 | | 3380 | 3380 |
| Thickness of Floor Slab (excluding plaster) (mm) 樓板 (不包括灰泥) 的厚度 (毫米) | | | 150, 160, 200, 230, 260 | 150, 160, 175, 180, 200, 260 |

The internal areas of the residential properties on the upper floors will generally be slightly larger than those on the lower floors because of the reducing thickness of the structural walls on the upper floors.
因住宅物業的較高樓層結構牆的厚度遞減，較高樓層的內部面積，一般比較低樓層的內部面積稍大。

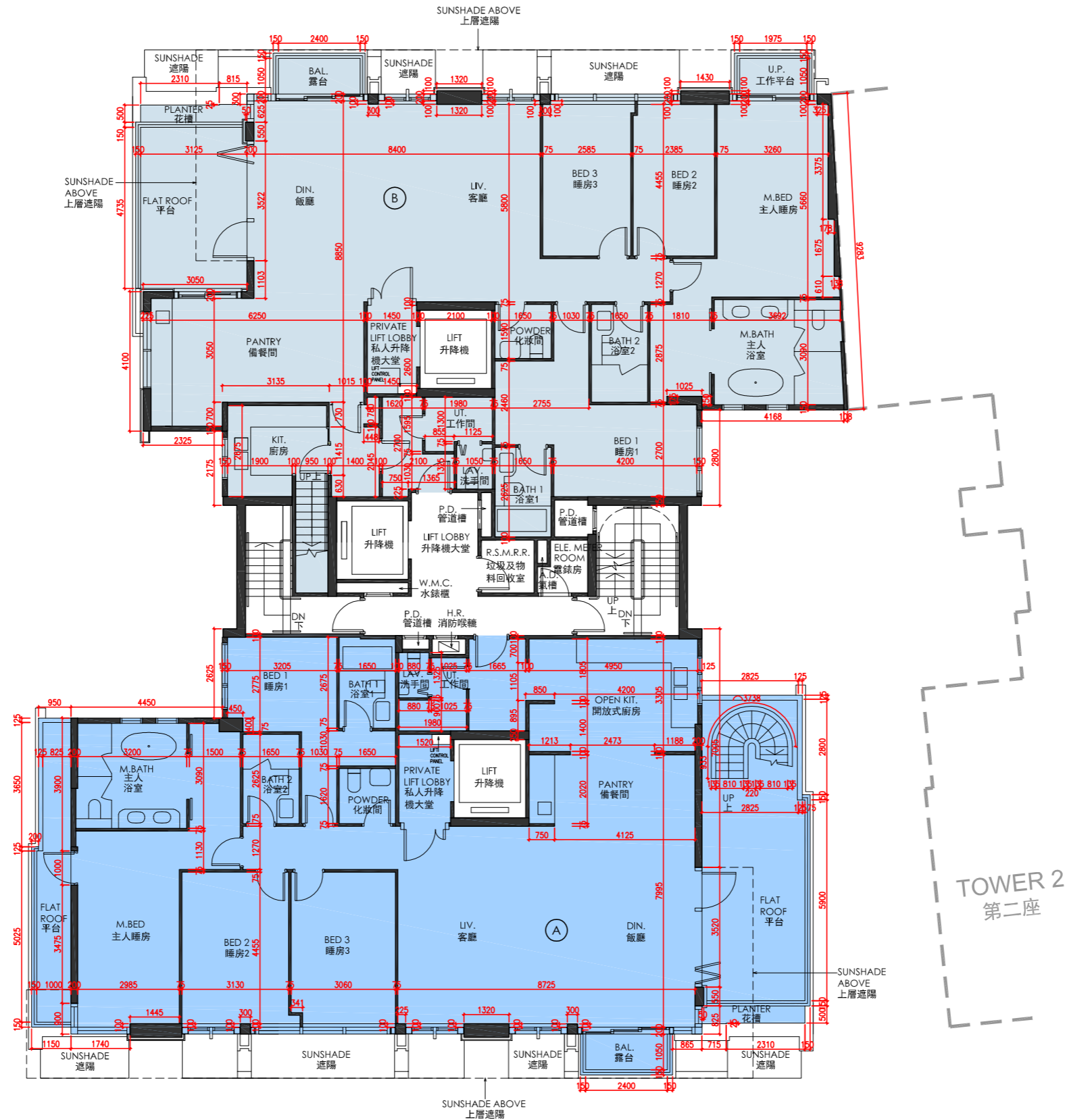
Notes:

- There may be architectural features and/or exposed pipes on external walls and/or windows of the residential units. For details, please refer to the latest approved building plans.
- Drainage pipes enclosed in cladding are installed at the external wall of the residential units. Also, drainage pipes will run through the flat roof, roof and/or garden of the residential units.
- The condensers of the VRV air-conditioners are located on Roof.
- There are ceiling bulkheads in living rooms, dining rooms, bedrooms, store, corridors, kitchens, air conditioning plant room and/or other rooms or areas of the residential units for the air-conditioning pipes and/or M&E services.
- The internal ceiling height within residential units may vary due to structural, architectural and/or decoration design variations.
- Some louvers that are installed at false ceilings may not be indicated on the floor plans.
- Balcony and utility platform are non-enclosed areas.
- Symbols of fittings and fitments such as bathtub, sink, water closet, shower, sink counter, etc. are prepared based on the latest approved building plans and are for general indication only.

備註:

- 住宅單位外牆裝飾板內設有喉管。喉管亦安裝於住宅單位之平台、天台及/或花園內。
- 部份住宅單位的露台及/或工作平台側之外牆裝飾板內設有公用喉管。公用喉管亦安裝於部份連平台及/或天台住宅單位之平台及/或天台內。
- VRV分體式空調冷氣機的冷凝器位於天台。
- 住宅單位客廳、飯廳、睡房、儲物室、走廊、廚房、冷氣機房及/或其他房間或空間的裝飾橫樑裝置冷氣喉管及/或機電設備。
- 住宅單位的天花高度將會因應其結構、建築設計及/或裝修設計上的需要而有差異。
- 部份百葉窗安裝於假天花之上且沒有於平面圖顯示。
- 露台及工作平台為不可封閉的地方。
- 樓面平面圖上所顯示的裝置符號，如浴缸、洗滌盆、座廁、花灑、洗滌盆櫃等乃按最新的經批准的建築圖則繪製，只作一般示意用途。

TOWER 1
第1座



5/F FLOOR PLAN
5樓樓面平面圖

Scale
比例



FLOOR PLANS OF RESIDENTIAL PROPERTIES IN THE DEVELOPMENT
發展項目的住宅物業的樓面平面圖

TOWER 1
第1座

| Each Residential Property 每個住宅物業 | Floor 樓層 | Unit 單位 | A | B |
|---|-------------|------------|-----------------------|-----------------------|
| Floor-to-Floor Height (mm) 層與層之間的高度 (毫米) | R/F 天台 | | Not Applicable 不適用 | Not Applicable 不適用 |
| Thickness of Floor Slab (excluding plaster) (mm) 樓板 (不包括灰泥) 的厚度 (毫米) | | | Not Applicable 不適用 | Not Applicable 不適用 |

The internal areas of the residential properties on the upper floors will generally be slightly larger than those on the lower floors because of the reducing thickness of the structural walls on the upper floors.
因住宅物業的較高樓層結構牆的厚度遞減，較高樓層的內部面積，一般比較低樓層的內部面積稍大。

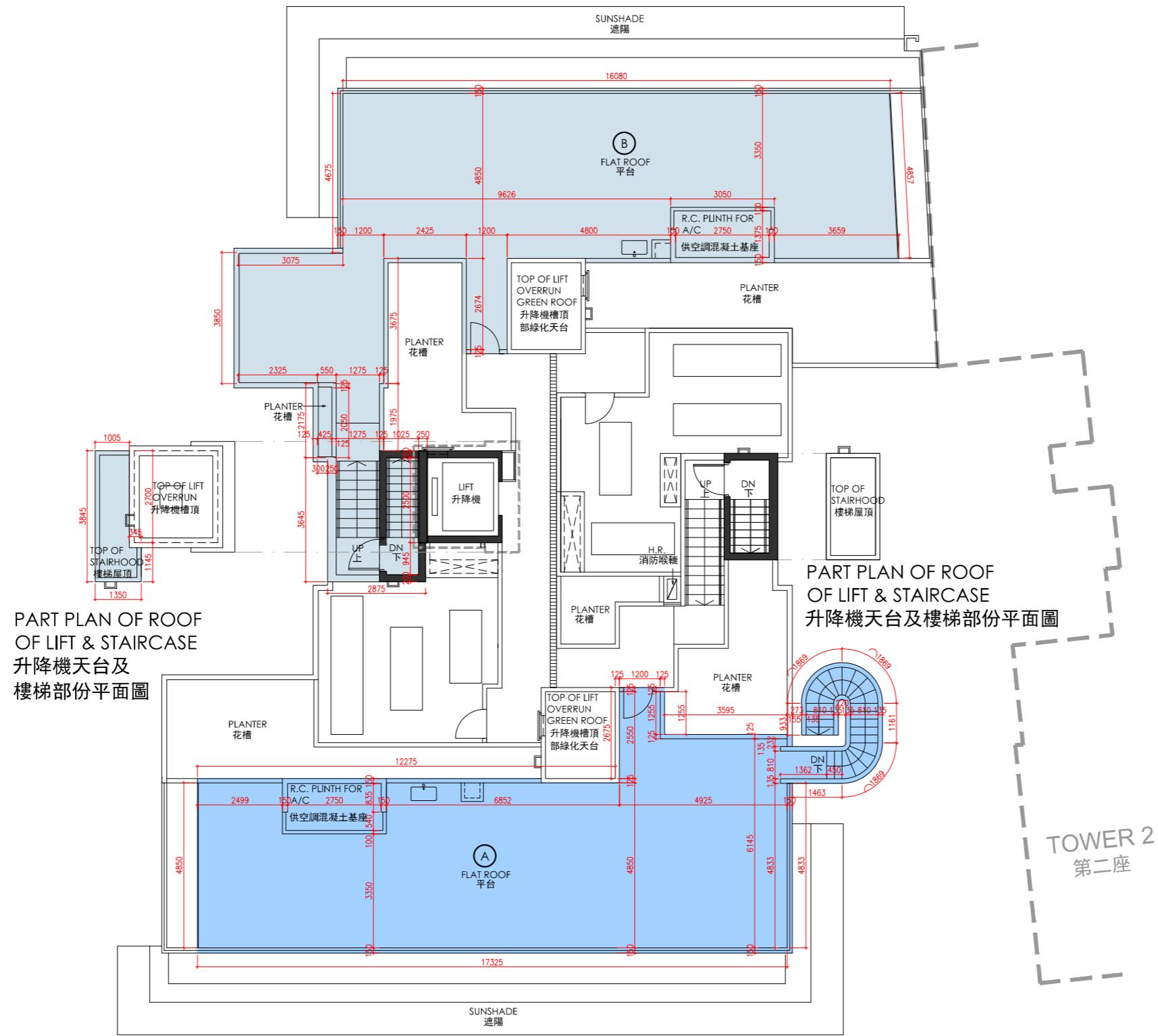
Notes:

- There may be architectural features and/or exposed pipes on external walls and/or windows of the residential units. For details, please refer to the latest approved building plans.
- Drainage pipes enclosed in cladding are installed at the external wall of the residential units. Also, drainage pipes will run through the flat roof, roof and/or garden of the residential units.
- The condensers of the VRV air-conditioners are located on Roof.
- There are ceiling bulkheads in living rooms, dining rooms, bedrooms, store, corridors, kitchens, air conditioning plant room and/or other rooms or areas of the residential units for the air-conditioning pipes and/or M&E services.
- The internal ceiling height within residential units may vary due to structural, architectural and/or decoration design variations.
- Some louvers that are installed at false ceilings may not be indicated on the floor plans.
- Balcony and utility platform are non-enclosed areas.
- Symbols of fittings and fitments such as bathtub, sink, water closet, shower, sink counter, etc. are prepared based on the latest approved building plans and are for general indication only.

備註:

- 住宅單位外牆裝飾板內設有喉管。喉管亦安裝於住宅單位之平台、天台及/或花園內。
- 部份住宅單位的露台及/或工作平台側之外牆裝飾板內設有公用喉管。公用喉管亦安裝於部份連平台及/或天台住宅單位之平台及/或天台內。
- VRV分體式空調冷氣機的冷凝器位於天台。
- 住宅單位客廳、飯廳、睡房、儲物室、走廊、廚房、冷氣機房及/或其他房間或空間的裝飾橫樑裝置冷氣喉管及/或機電設備。
- 住宅單位的天花高度將會因應其結構、建築設計及/或裝修設計上的需要而有差異。
- 部份百葉窗安裝於假天花之上且沒有於平面圖顯示。
- 露台及工作平台為不可封閉的地方。
- 樓面平面圖上所顯示的裝置符號，如浴缸、洗滌盆、座廁、花灑、洗滌盆櫃等乃按最新的經批准的建築圖則繪製，只作一般示意用途。

TOWER 1
第1座



PART PLAN OF ROOF OF LIFT & STAIRCASE
升降機天台及樓梯部份平面圖

PART PLAN OF ROOF OF LIFT & STAIRCASE
升降機天台及樓梯部份平面圖

ROOF FLOOR PLAN
天台樓面平面圖

Scale 比例 | 0M/米 5M/米



FLOOR PLANS OF RESIDENTIAL PROPERTIES IN THE DEVELOPMENT
發展項目的住宅物業的樓面平面圖

TOWER 2
第2座

| Each Residential Property 每個住宅物業 | Floor 樓層 | Unit 單位 | A | B | C | D |
|---|-------------|------------|------------|--------------------|------------|---------------|
| Floor-to-Floor Height (mm) 層與層之間的高度 (毫米) | G/F 地下 | | 2980, 3380 | 2980, 3380 | 2980, 3380 | 2980, 3380 |
| Thickness of Floor Slab (excluding plaster) (mm) 樓板 (不包括灰泥) 的厚度 (毫米) | | | 150 | 150, 175, 200, 250 | 150 | 150, 165, 175 |

The internal areas of the residential properties on the upper floors will generally be slightly larger than those on the lower floors because of the reducing thickness of the structural walls on the upper floors.
因住宅物業的較高樓層結構牆的厚度遞減，較高樓層的內部面積，一般比較低樓層的內部面積稍大。

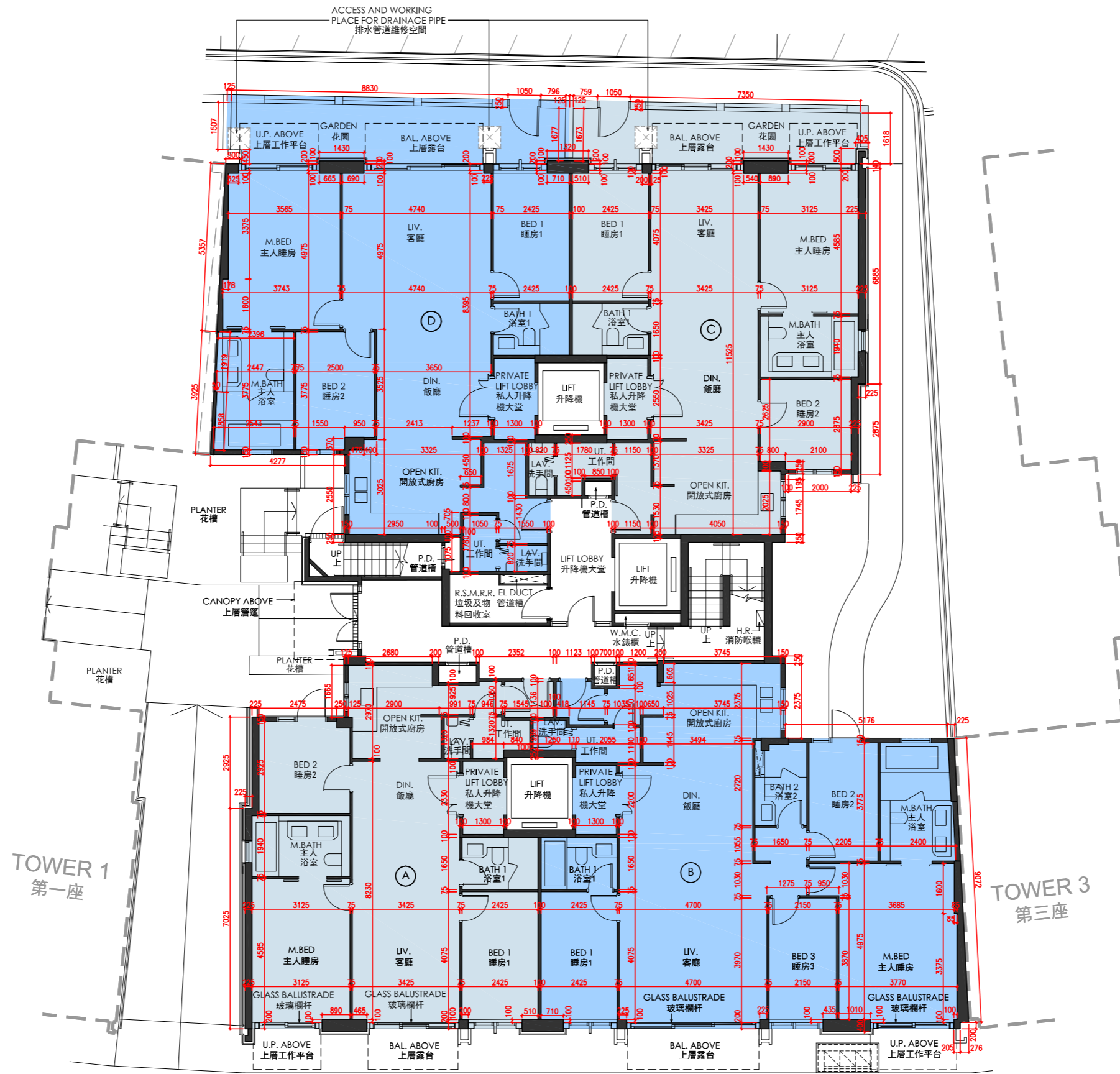
Notes:

- There may be architectural features and/or exposed pipes on external walls and/or windows of the residential units. For details, please refer to the latest approved building plans.
- Drainage pipes enclosed in cladding are installed at the external wall of the residential units. Also, drainage pipes will run through the flat roof, roof and/or garden of the residential units.
- The condensers of the VRV air-conditioners are located on Roof.
- There are ceiling bulkheads in living rooms, dining rooms, bedrooms, store, corridors, kitchens, air conditioning plant room and/or other rooms or areas of the residential units for the air-conditioning pipes and/or M&E services.
- The internal ceiling height within residential units may vary due to structural, architectural and/or decoration design variations.
- Some louvers that are installed at false ceilings may not be indicated on the floor plans.
- Balcony and utility platform are non-enclosed areas.
- Symbols of fittings and fitments such as bathtub, sink, water closet, shower, sink counter, etc. are prepared based on the latest approved building plans and are for general indication only.

備註:

- 住宅單位外牆裝飾板內設有喉管。喉管亦安裝於住宅單位之平台、天台及/或花園內。
- 部份住宅單位的露台及/或工作平台側之外牆裝飾板內設有公用喉管。公用喉管亦安裝於部份連平台及/或天台住宅單位之平台及/或天台內。
- VRV分體式空調冷氣機的冷凝器位於天台。
- 住宅單位客廳、飯廳、睡房、儲物室、走廊、廚房、冷氣機房及/或其他房間或空間的裝飾橫樑裝置冷氣喉管及/或機電設備。
- 住宅單位的天花高度將會因應其結構、建築設計及/或裝修設計上的需要而有差異。
- 部份百葉窗安裝於假天花之上且沒有於平面圖顯示。
- 露台及工作平台為不可封閉的地方。
- 樓面平面圖上所顯示的裝置符號，如浴缸、洗滌盆、座廁、花灑、洗滌盆櫃等乃按最新的經批准的建築圖則繪製，只作一般示意用途。

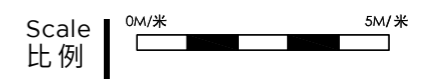
TOWER 2
第2座



TOWER 1
第一座

TOWER 3
第三座

G/F FLOOR PLAN
地下樓面平面圖



FLOOR PLANS OF RESIDENTIAL PROPERTIES IN THE DEVELOPMENT
發展項目的住宅物業的樓面平面圖

TOWER 2
第2座

| Each Residential Property 每個住宅物業 | Floor 樓層 | Unit 單位 | A | B | C | D |
|---|----------------------|------------|------------|---------------------------|------------|---------------------------|
| Floor-to-Floor Height (mm) 層與層之間的高度 (毫米) | 1/F - 2/F 1樓 - 2樓 | | 2980, 3380 | 2980, 3380 | 2980, 3380 | 2980, 3380 |
| Thickness of Floor Slab (excluding plaster) (mm) 樓板 (不包括灰泥) 的厚度 (毫米) | | | 150 | 150, 175, 200, 250 | 150 | 150, 165, 175 |
| Floor-to-Floor Height (mm) 層與層之間的高度 (毫米) | 3/F 3樓 | | 2980, 3380 | 2980, 3030, 3330, 3380 | 3030, 3380 | 2980, 3030, 3330, 3380 |
| Thickness of Floor Slab (excluding plaster) (mm) 樓板 (不包括灰泥) 的厚度 (毫米) | | | 150 | 150, 175, 200, 250 | 150 | 150, 165, 175 |

The internal areas of the residential properties on the upper floors will generally be slightly larger than those on the lower floors because of the reducing thickness of the structural walls on the upper floors.
因住宅物業的較高樓層結構牆的厚度遞減，較高樓層的內部面積，一般比較低樓層的內部面積稍大。

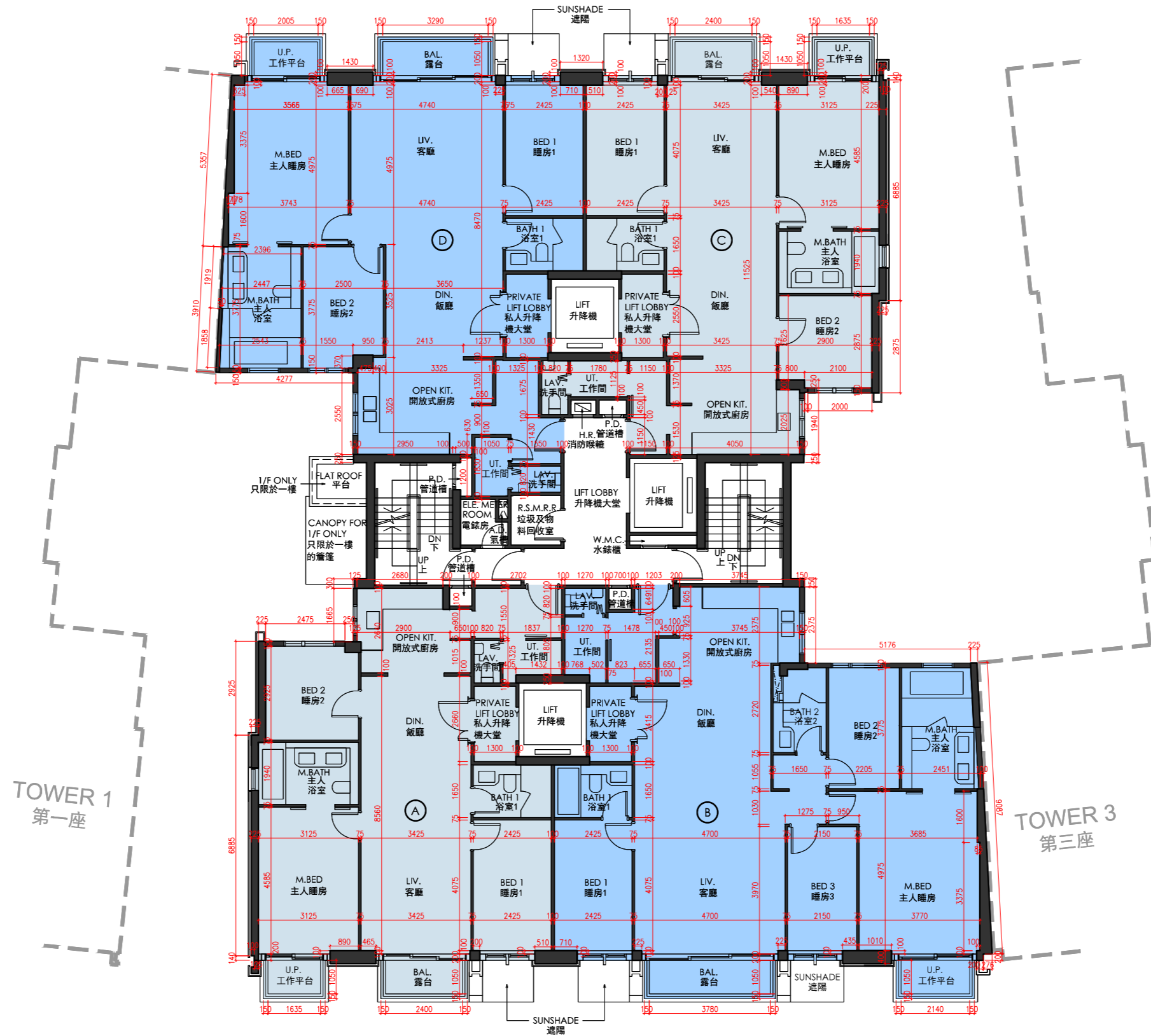
Notes:

- There may be architectural features and/or exposed pipes on external walls and/or windows of the residential units. For details, please refer to the latest approved building plans.
- Drainage pipes enclosed in cladding are installed at the external wall of the residential units. Also, drainage pipes will run through the flat roof, roof and/or garden of the residential units.
- The condensers of the VRV air-conditioners are located on Roof.
- There are ceiling bulkheads in living rooms, dining rooms, bedrooms, store, corridors, kitchens, air conditioning plant room and/or other rooms or areas of the residential units for the air-conditioning pipes and/or M&E services.
- The internal ceiling height within residential units may vary due to structural, architectural and/or decoration design variations.
- Some louvers that are installed at false ceilings may not be indicated on the floor plans.
- Balcony and utility platform are non-enclosed areas.
- Symbols of fittings and fitments such as bathtub, sink, water closet, shower, sink counter, etc. are prepared based on the latest approved building plans and are for general indication only.

備註:

- 住宅單位外牆裝飾板內設有喉管。喉管亦安裝於住宅單位之平台、天台及/或花園內。
- 部份住宅單位的露台及/或工作平台側之外牆裝飾板內設有公用喉管。公用喉管亦安裝於部份連平台及/或天台住宅單位之平台及/或天台內。
- VRV分體式空調冷氣機的冷凝器位於天台。
- 住宅單位客廳、飯廳、睡房、儲物室、走廊、廚房、冷氣機房及/或其他房間或空間的裝飾橫樑裝置冷氣喉管及/或機電設備。
- 住宅單位的天花高度將會因應其結構、建築設計及/或裝修設計上的需要而有差異。
- 部份百葉窗安裝於假天花之上且沒有於平面圖顯示。
- 露台及工作平台為不可封閉的地方。
- 樓面平面圖上所顯示的裝置符號，如浴缸、洗滌盆、座廁、花灑、洗滌盆櫃等乃按最新的經批准的建築圖則繪製，只作一般示意用途。

TOWER 2
第2座



TOWER 1
第一座

TOWER 3
第三座

1/F - 3/F FLOOR PLAN
1樓 - 3樓樓面平面圖

Scale 比例 | 0M/米 | 5M/米



FLOOR PLANS OF RESIDENTIAL PROPERTIES IN THE DEVELOPMENT
發展項目的住宅物業的樓面平面圖

TOWER 2
第2座

| Each Residential Property 每個住宅物業 | Floor 樓層 | Unit 單位 | A | B |
|---|-------------|------------|----------------------------|---------------------------------|
| Floor-to-Floor Height (mm) 層與層之間的高度 (毫米) | 5/F 5樓 | | 3380 | 3380 |
| Thickness of Floor Slab (excluding plaster) (mm) 樓板 (不包括灰泥) 的厚度 (毫米) | | | 150, 160, 200, 230, 260 | 150, 160, 175, 180, 200, 260 |

The internal areas of the residential properties on the upper floors will generally be slightly larger than those on the lower floors because of the reducing thickness of the structural walls on the upper floors.
因住宅物業的較高樓層結構牆的厚度遞減，較高樓層的內部面積，一般比較低樓層的內部面積稍大。

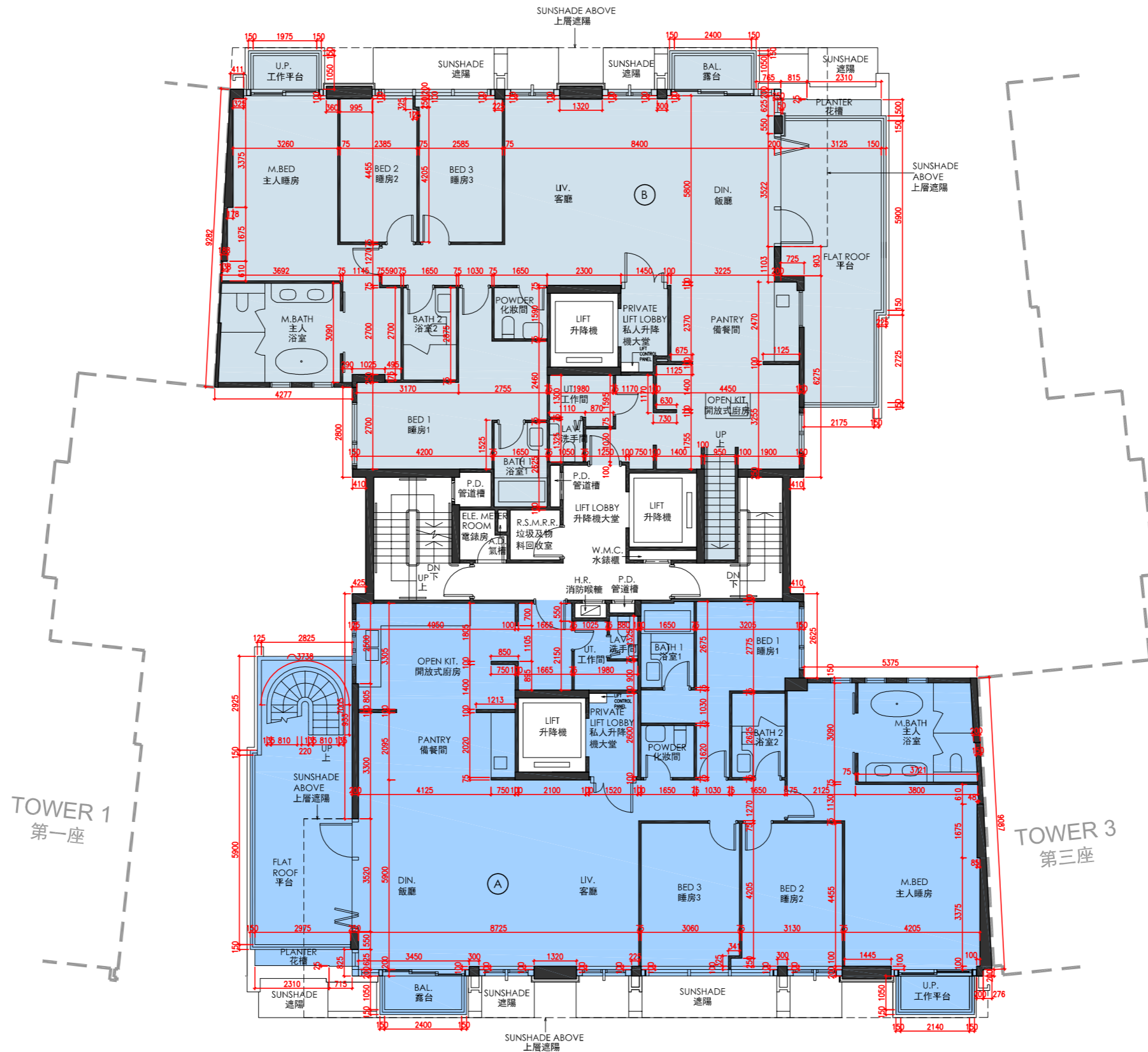
Notes:

- There may be architectural features and/or exposed pipes on external walls and/or windows of the residential units. For details, please refer to the latest approved building plans.
- Drainage pipes enclosed in cladding are installed at the external wall of the residential units. Also, drainage pipes will run through the flat roof, roof and/or garden of the residential units.
- The condensers of the VRV air-conditioners are located on Roof.
- There are ceiling bulkheads in living rooms, dining rooms, bedrooms, store, corridors, kitchens, air conditioning plant room and/or other rooms or areas of the residential units for the air-conditioning pipes and/or M&E services.
- The internal ceiling height within residential units may vary due to structural, architectural and/or decoration design variations.
- Some louvers that are installed at false ceilings may not be indicated on the floor plans.
- Balcony and utility platform are non-enclosed areas.
- Symbols of fittings and fitments such as bathtub, sink, water closet, shower, sink counter, etc. are prepared based on the latest approved building plans and are for general indication only.

備註:

- 住宅單位外牆裝飾板內設有喉管。喉管亦安裝於住宅單位之平台、天台及/或花園內。
- 部份住宅單位的露台及/或工作平台側之外牆裝飾板內設有公用喉管。公用喉管亦安裝於部份連平台及/或天台住宅單位之平台及/或天台內。
- VRV分體式空調冷氣機的冷凝器位於天台。
- 住宅單位客廳、飯廳、睡房、儲物室、走廊、廚房、冷氣機房及/或其他房間或空間的裝飾橫樑裝置冷氣喉管及/或機電設備。
- 住宅單位的天花高度將會因應其結構、建築設計及/或裝修設計上的需要而有差異。
- 部份百葉窗安裝於假天花之上且沒有於平面圖顯示。
- 露台及工作平台為不可封閉的地方。
- 樓面平面圖上所顯示的裝置符號，如浴缸、洗滌盆、座廁、花灑、洗滌盆櫃等乃按最新的經批准的建築圖則繪製，只作一般示意用途。

TOWER 2
第2座



TOWER 1
第一座

TOWER 3
第三座

5/F FLOOR PLAN
5樓樓面平面圖

Scale 比例 | 0M/米 | 5M/米



FLOOR PLANS OF RESIDENTIAL PROPERTIES IN THE DEVELOPMENT
發展項目的住宅物業的樓面平面圖

TOWER 2
第2座

| Each Residential Property 每個住宅物業 | Floor 樓層 | Unit 單位 | A | B |
|---|-------------|------------|-----------------------|-----------------------|
| Floor-to-Floor Height (mm) 層與層之間的高度 (毫米) | R/F 天台 | | Not Applicable 不適用 | Not Applicable 不適用 |
| Thickness of Floor Slab (excluding plaster) (mm) 樓板 (不包括灰泥) 的厚度 (毫米) | | | Not Applicable 不適用 | Not Applicable 不適用 |

The internal areas of the residential properties on the upper floors will generally be slightly larger than those on the lower floors because of the reducing thickness of the structural walls on the upper floors.
因住宅物業的較高樓層結構牆的厚度遞減，較高樓層的內部面積，一般比較低樓層的內部面積稍大。

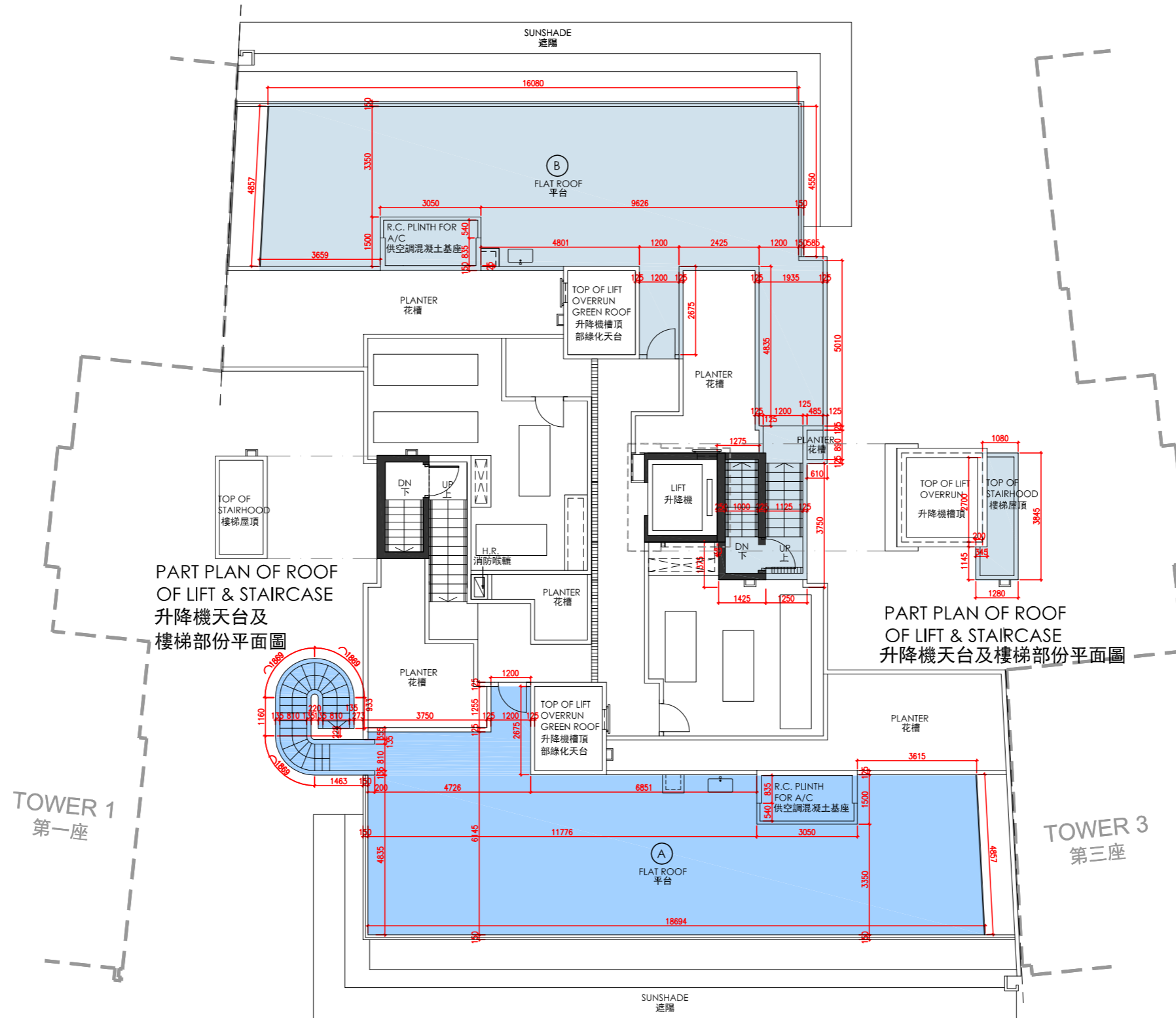
Notes:

1. There may be architectural features and/or exposed pipes on external walls and/or windows of the residential units. For details, please refer to the latest approved building plans.
2. Drainage pipes enclosed in cladding are installed at the external wall of the residential units. Also, drainage pipes will run through the flat roof, roof and/or garden of the residential units.
3. The condensers of the VRV air-conditioners are located on Roof.
4. There are ceiling bulkheads in living rooms, dining rooms, bedrooms, store, corridors, kitchens, air conditioning plant room and/or other rooms or areas of the residential units for the air-conditioning pipes and/or M&E services.
5. The internal ceiling height within residential units may vary due to structural, architectural and/or decoration design variations.
6. Some louvers that are installed at false ceilings may not be indicated on the floor plans.
7. Balcony and utility platform are non-enclosed areas.
8. Symbols of fittings and fitments such as bathtub, sink, water closet, shower, sink counter, etc. are prepared based on the latest approved building plans and are for general indication only.

備註:

1. 住宅單位外牆裝飾板內設有喉管。喉管亦安裝於住宅單位之平台、天台及/或花園內。
2. 部份住宅單位的露台及/或工作平台側之外牆裝飾板內設有公用喉管。公用喉管亦安裝於部份連平台及/或天台住宅單位之平台及/或天台內。
3. VRV分體式空調冷氣機的冷凝器位於天台。
4. 住宅單位客廳、飯廳、睡房、儲物室、走廊、廚房、冷氣機房及/或其他房間或空間的裝飾橫樑裝置冷氣喉管及/或機電設備。
5. 住宅單位的天花高度將會因應其結構、建築設計及/或裝修設計上的需要而有差異。
6. 部份百葉窗安裝於假天花之上且沒有於平面圖顯示。
7. 露台及工作平台為不可封閉的地方。
8. 樓面平面圖上所顯示的裝置符號，如浴缸、洗滌盆、座廁、花灑、洗滌盆櫃等乃按最新的經批准的建築圖則繪製，只作一般示意用途。

TOWER 2
第2座



ROOF FLOOR PLAN
天台樓面平面圖

Scale 比例 | 0M/米 | 5M/米



FLOOR PLANS OF RESIDENTIAL PROPERTIES IN THE DEVELOPMENT
發展項目的住宅物業的樓面平面圖

TOWER 3
第3座

| Each Residential Property 每個住宅物業 | Floor 樓層 | Unit 單位 | A | B | C | D |
|---|----------------------|------------|---------------------------|------------|---------------------------|------------|
| Floor-to-Floor Height (mm) 層與層之間的高度 (毫米) | 1/F - 2/F 1樓 - 2樓 | | 2980, 3380 | 2980, 3380 | 2980, 3380 | 2980, 3380 |
| Thickness of Floor Slab (excluding plaster) (mm) 樓板 (不包括灰泥) 的厚度 (毫米) | | | 150, 175, 200, 250 | 150 | 150, 165, 175 | 150 |
| Floor-to-Floor Height (mm) 層與層之間的高度 (毫米) | 3/F 3樓 | | 2980, 3030, 3330, 3380 | 2980, 3380 | 2980, 3030, 3330, 3380 | 3030, 3380 |
| Thickness of Floor Slab (excluding plaster) (mm) 樓板 (不包括灰泥) 的厚度 (毫米) | | | 150, 175, 200, 250 | 150 | 150, 165, 175 | 150 |

The internal areas of the residential properties on the upper floors will generally be slightly larger than those on the lower floors because of the reducing thickness of the structural walls on the upper floors.
因住宅物業的較高樓層結構牆的厚度遞減，較高樓層的內部面積，一般比較低樓層的內部面積稍大。

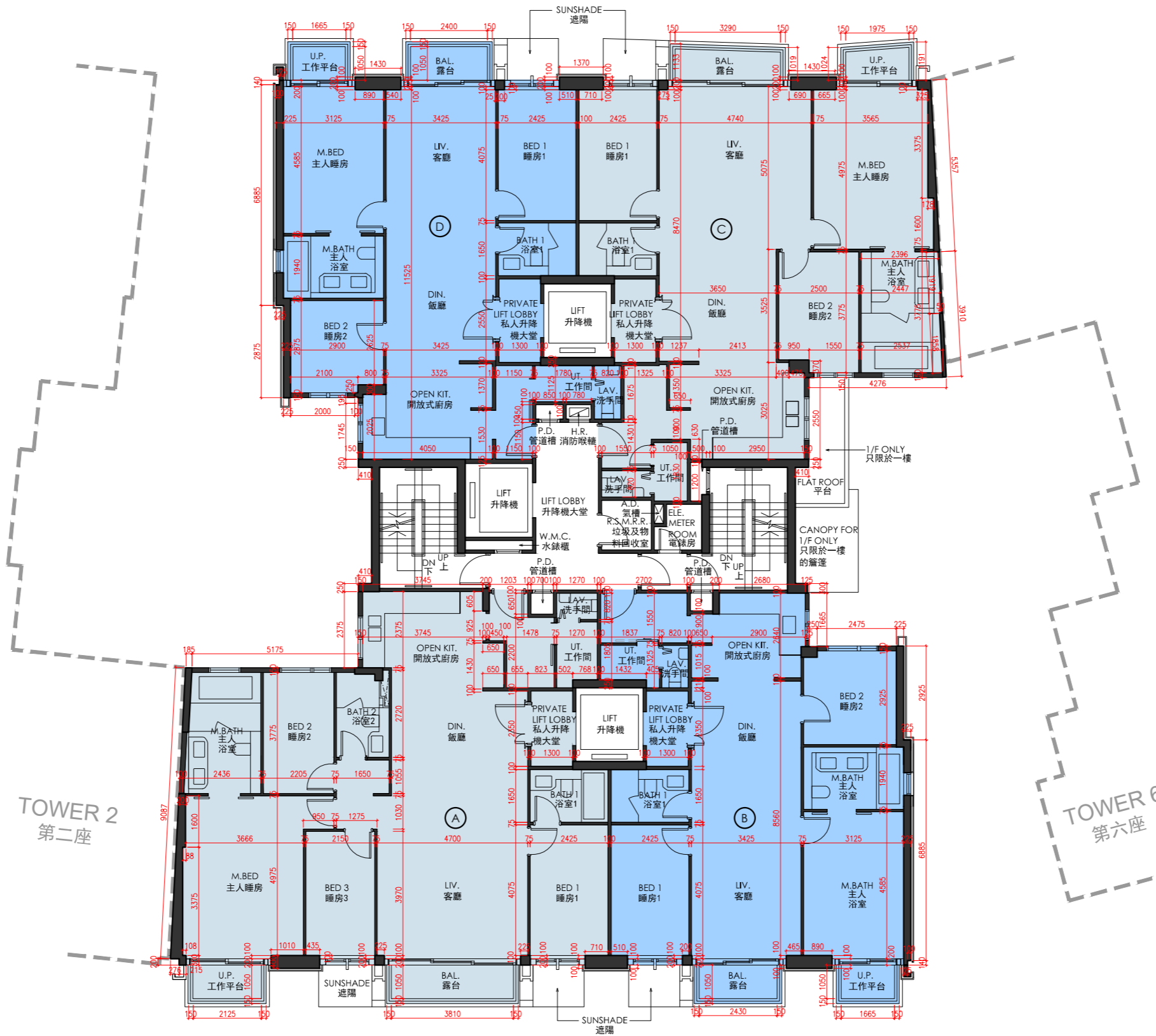
Notes:

- There may be architectural features and/or exposed pipes on external walls and/or windows of the residential units. For details, please refer to the latest approved building plans.
- Drainage pipes enclosed in cladding are installed at the external wall of the residential units. Also, drainage pipes will run through the flat roof, roof and/or garden of the residential units.
- The condensers of the VRV air-conditioners are located on Roof.
- There are ceiling bulkheads in living rooms, dining rooms, bedrooms, store, corridors, kitchens, air conditioning plant room and/or other rooms or areas of the residential units for the air-conditioning pipes and/or M&E services.
- The internal ceiling height within residential units may vary due to structural, architectural and/or decoration design variations.
- Some louvers that are installed at false ceilings may not be indicated on the floor plans.
- Balcony and utility platform are non-enclosed areas.
- Symbols of fittings and fitments such as bathtub, sink, water closet, shower, sink counter, etc. are prepared based on the latest approved building plans and are for general indication only.

備註:

- 住宅單位外牆裝飾板內設有喉管。喉管亦安裝於住宅單位之平台、天台及/或花園內。
- 部份住宅單位的露台及/或工作平台側之外牆裝飾板內設有公用喉管。公用喉管亦安裝於部份連平台及/或天台住宅單位之平台及/或天台內。
- VRV分體式空調冷氣機的冷凝器位於天台。
- 住宅單位客廳、飯廳、睡房、儲物室、走廊、廚房、冷氣機房及/或其他房間或空間的裝飾橫樑裝置冷氣喉管及/或機電設備。
- 住宅單位的天花高度將會因應其結構、建築設計及/或裝修設計上的需要而有差異。
- 部份百葉窗安裝於假天花之上且沒有於平面圖顯示。
- 露台及工作平台為不可封閉的地方。
- 樓面平面圖上所顯示的裝置符號，如浴缸、洗滌盆、座廁、花灑、洗滌盆櫃等乃按最新的經批准的建築圖則繪製，只作一般示意用途。

TOWER 3
第3座



TOWER 2
第二座

TOWER 6
第六座

1/F - 3/F FLOOR PLAN
1樓 - 3樓樓面平面圖

Scale 比例 | 0M/米 | 5M/米



FLOOR PLANS OF RESIDENTIAL PROPERTIES IN THE DEVELOPMENT
發展項目的住宅物業的樓面平面圖

TOWER 3
第3座

| Each Residential Property 每個住宅物業 | Floor 樓層 | Unit 單位 | A | B |
|---|-------------|------------|----------------------------|---------------------------------|
| Floor-to-Floor Height (mm) 層與層之間的高度 (毫米) | 5/F 5樓 | | 3380 | 3380 |
| Thickness of Floor Slab (excluding plaster) (mm) 樓板 (不包括灰泥) 的厚度 (毫米) | | | 150, 160, 200, 230, 260 | 150, 160, 175, 180, 200, 260 |

The internal areas of the residential properties on the upper floors will generally be slightly larger than those on the lower floors because of the reducing thickness of the structural walls on the upper floors.
因住宅物業的較高樓層結構牆的厚度遞減，較高樓層的內部面積，一般比較低樓層的內部面積稍大。

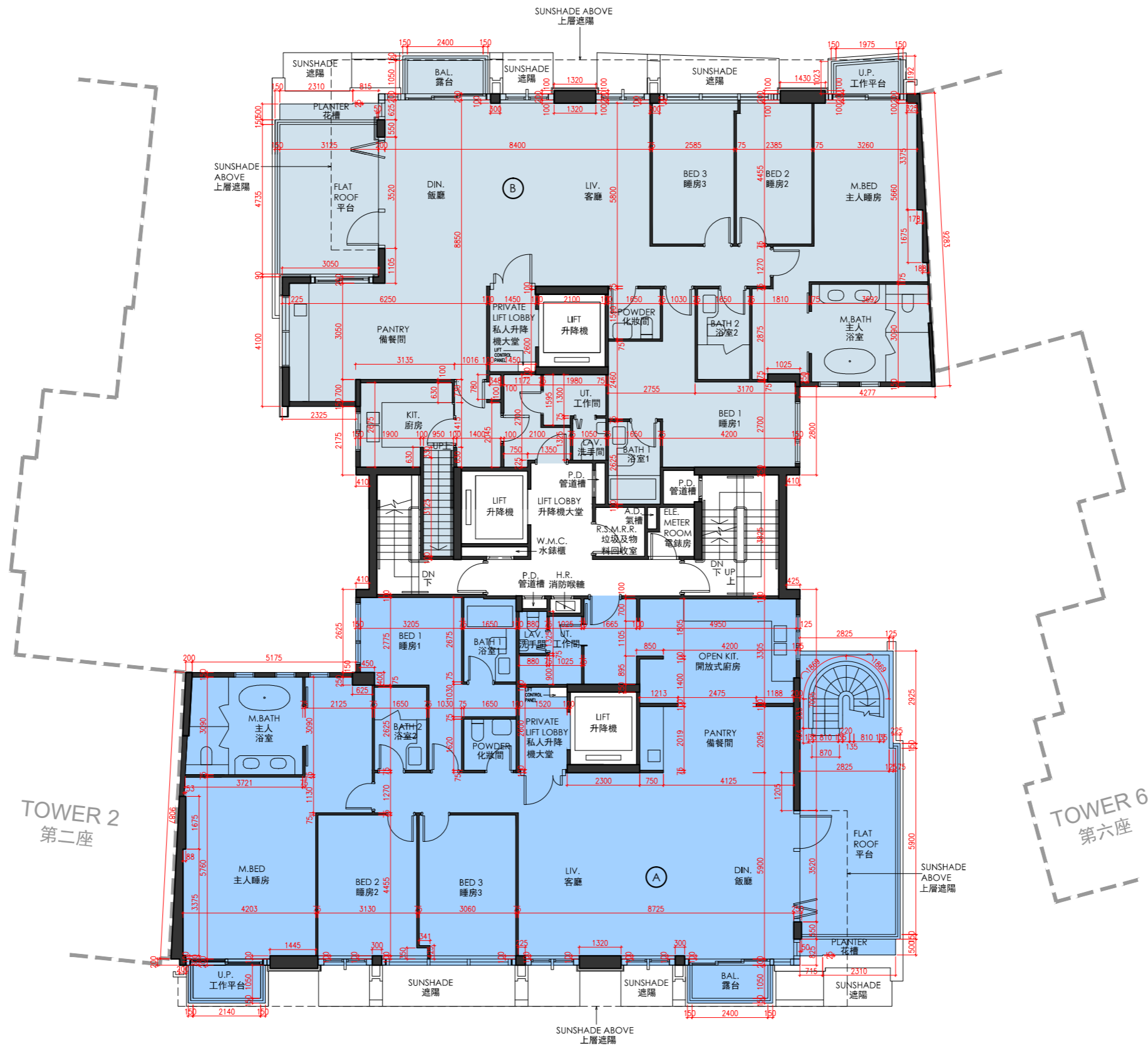
Notes:

- There may be architectural features and/or exposed pipes on external walls and/or windows of the residential units. For details, please refer to the latest approved building plans.
- Drainage pipes enclosed in cladding are installed at the external wall of the residential units. Also, drainage pipes will run through the flat roof, roof and/or garden of the residential units.
- The condensers of the VRV air-conditioners are located on Roof.
- There are ceiling bulkheads in living rooms, dining rooms, bedrooms, store, corridors, kitchens, air conditioning plant room and/or other rooms or areas of the residential units for the air-conditioning pipes and/or M&E services.
- The internal ceiling height within residential units may vary due to structural, architectural and/or decoration design variations.
- Some louvers that are installed at false ceilings may not be indicated on the floor plans.
- Balcony and utility platform are non-enclosed areas.
- Symbols of fittings and fitments such as bathtub, sink, water closet, shower, sink counter, etc. are prepared based on the latest approved building plans and are for general indication only.

備註:

- 住宅單位外牆裝飾板內設有喉管。喉管亦安裝於住宅單位之平台、天台及/或花園內。
- 部份住宅單位的露台及/或工作平台側之外牆裝飾板內設有公用喉管。公用喉管亦安裝於部份連平台及/或天台住宅單位之平台及/或天台內。
- VRV分體式空調冷氣機的冷凝器位於天台。
- 住宅單位客廳、飯廳、睡房、儲物室、走廊、廚房、冷氣機房及/或其他房間或空間的裝飾橫樑裝置冷氣喉管及/或機電設備。
- 住宅單位的天花高度將會因應其結構、建築設計及/或裝修設計上的需要而有差異。
- 部份百葉窗安裝於假天花之上且沒有於平面圖顯示。
- 露台及工作平台為不可封閉的地方。
- 樓面平面圖上所顯示的裝置符號，如浴缸、洗滌盆、座廁、花灑、洗滌盆櫃等乃按最新的經批准的建築圖則繪製，只作一般示意用途。

TOWER 3
第3座



5/F FLOOR PLAN
5樓樓面平面圖

Scale 比例 | 0M/米 5M/米



FLOOR PLANS OF RESIDENTIAL PROPERTIES IN THE DEVELOPMENT
發展項目的住宅物業的樓面平面圖

TOWER 3
第3座

| Each Residential Property 每個住宅物業 | Floor 樓層 | Unit 單位 | A | B |
|---|-------------|------------|-----------------------|-----------------------|
| Floor-to-Floor Height (mm) 層與層之間的高度 (毫米) | R/F 天台 | | Not Applicable 不適用 | Not Applicable 不適用 |
| Thickness of Floor Slab (excluding plaster) (mm) 樓板 (不包括灰泥) 的厚度 (毫米) | | | Not Applicable 不適用 | Not Applicable 不適用 |

The internal areas of the residential properties on the upper floors will generally be slightly larger than those on the lower floors because of the reducing thickness of the structural walls on the upper floors.
因住宅物業的較高樓層結構牆的厚度遞減，較高樓層的內部面積，一般比較低樓層的內部面積稍大。

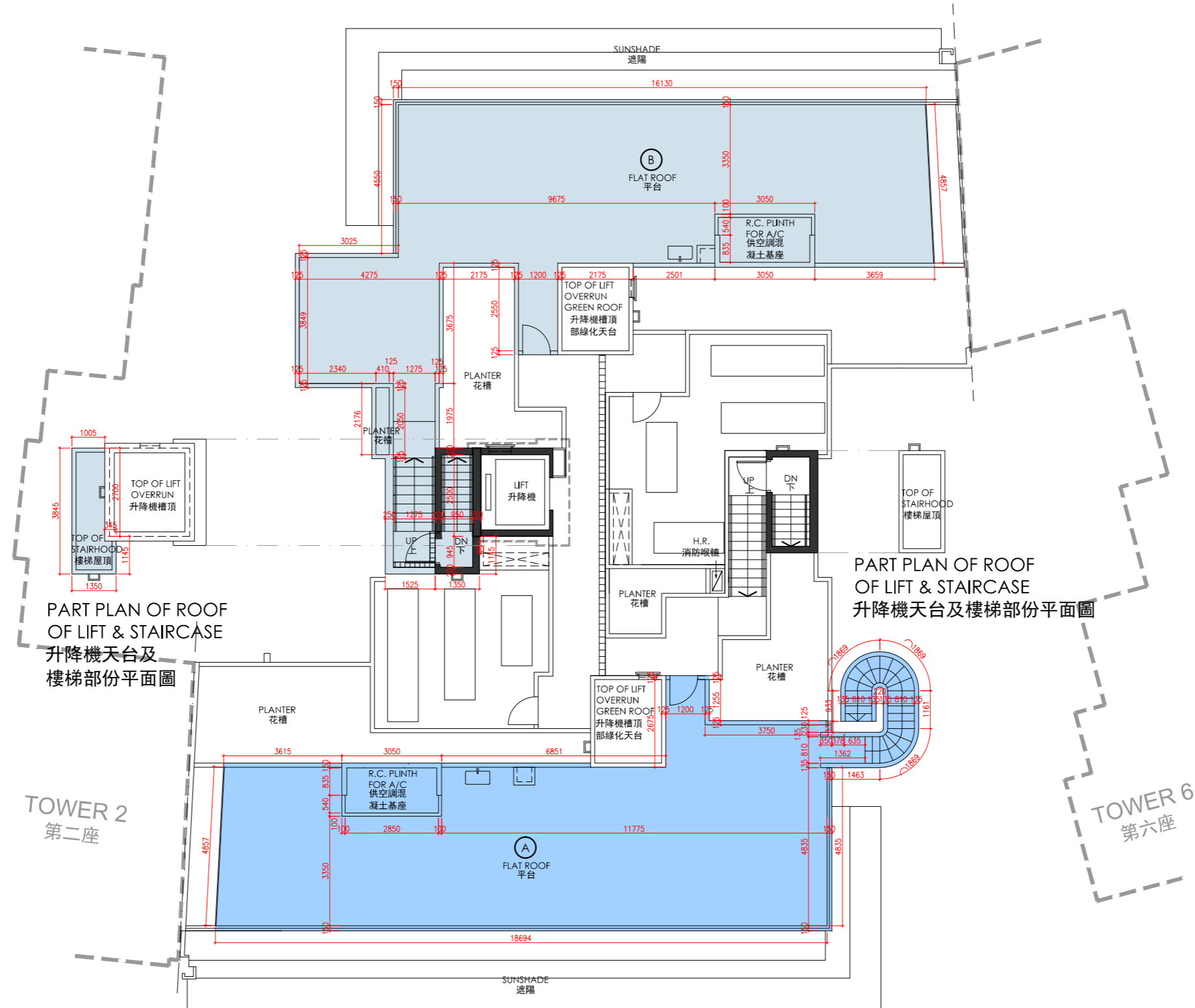
Notes:

- There may be architectural features and/or exposed pipes on external walls and/or windows of the residential units. For details, please refer to the latest approved building plans.
- Drainage pipes enclosed in cladding are installed at the external wall of the residential units. Also, drainage pipes will run through the flat roof, roof and/or garden of the residential units.
- The condensers of the VRV air-conditioners are located on Roof.
- There are ceiling bulkheads in living rooms, dining rooms, bedrooms, store, corridors, kitchens, air conditioning plant room and/or other rooms or areas of the residential units for the air-conditioning pipes and/or M&E services.
- The internal ceiling height within residential units may vary due to structural, architectural and/or decoration design variations.
- Some louvers that are installed at false ceilings may not be indicated on the floor plans.
- Balcony and utility platform are non-enclosed areas.
- Symbols of fittings and fitments such as bathtub, sink, water closet, shower, sink counter, etc. are prepared based on the latest approved building plans and are for general indication only.

備註:

- 住宅單位外牆裝飾板內設有喉管。喉管亦安裝於住宅單位之平台、天台及/或花園內。
- 部份住宅單位的露台及/或工作平台側之外牆裝飾板內設有公用喉管。公用喉管亦安裝於部份連平台及/或天台住宅單位之平台及/或天台內。
- VRV分體式空調冷氣機的冷凝器位於天台。
- 住宅單位客廳、飯廳、睡房、儲物室、走廊、廚房、冷氣機房及/或其他房間或空間的裝飾橫樑裝置冷氣喉管及/或機電設備。
- 住宅單位的天花高度將會因應其結構、建築設計及/或裝修設計上的需要而有差異。
- 部份百葉窗安裝於假天花之上且沒有於平面圖顯示。
- 露台及工作平台為不可封閉的地方。
- 樓面平面圖上所顯示的裝置符號，如浴缸、洗滌盆、座廁、花灑、洗滌盆櫃等乃按最新的經批准的建築圖則繪製，只作一般示意用途。

TOWER 3
第3座



TOWER 2
第二座

TOWER 6
第六座

ROOF FLOOR PLAN
天台樓面平面圖

Scale 比例 | 0M/米 | 5M/米



FLOOR PLANS OF RESIDENTIAL PROPERTIES IN THE DEVELOPMENT
發展項目的住宅物業的樓面平面圖

TOWER 6
第6座

| Each Residential Property 每個住宅物業 | Floor 樓層 | Unit 單位 | A | B | C | D |
|---|----------------------|------------|------------------|---------------------------|------------------|---------------------------|
| Floor-to-Floor Height (mm) 層與層之間的高度 (毫米) | 1/F - 2/F 1樓 - 2樓 | | 2980, 3030, 3380 | 2980, 3030, 3380 | 2980, 3030, 3380 | 2980, 3030, 3380 |
| Thickness of Floor Slab (excluding plaster) (mm) 樓板 (不包括灰泥) 的厚度 (毫米) | | | 150, 175 | 150, 225 | 150, 180, 225 | 150, 190 |
| Floor-to-Floor Height (mm) 層與層之間的高度 (毫米) | 3/F 3樓 | | 3030, 3380 | 2980, 3030, 3350, 3380 | 3030, 3380 | 2980, 3030, 3350, 3380 |
| Thickness of Floor Slab (excluding plaster) (mm) 樓板 (不包括灰泥) 的厚度 (毫米) | | | 150, 175 | 150, 225 | 150, 180, 225 | 150, 190 |

The internal areas of the residential properties on the upper floors will generally be slightly larger than those on the lower floors because of the reducing thickness of the structural walls on the upper floors.
因住宅物業的較高樓層結構牆的厚度遞減，較高樓層的內部面積，一般比較低樓層的內部面積稍大。

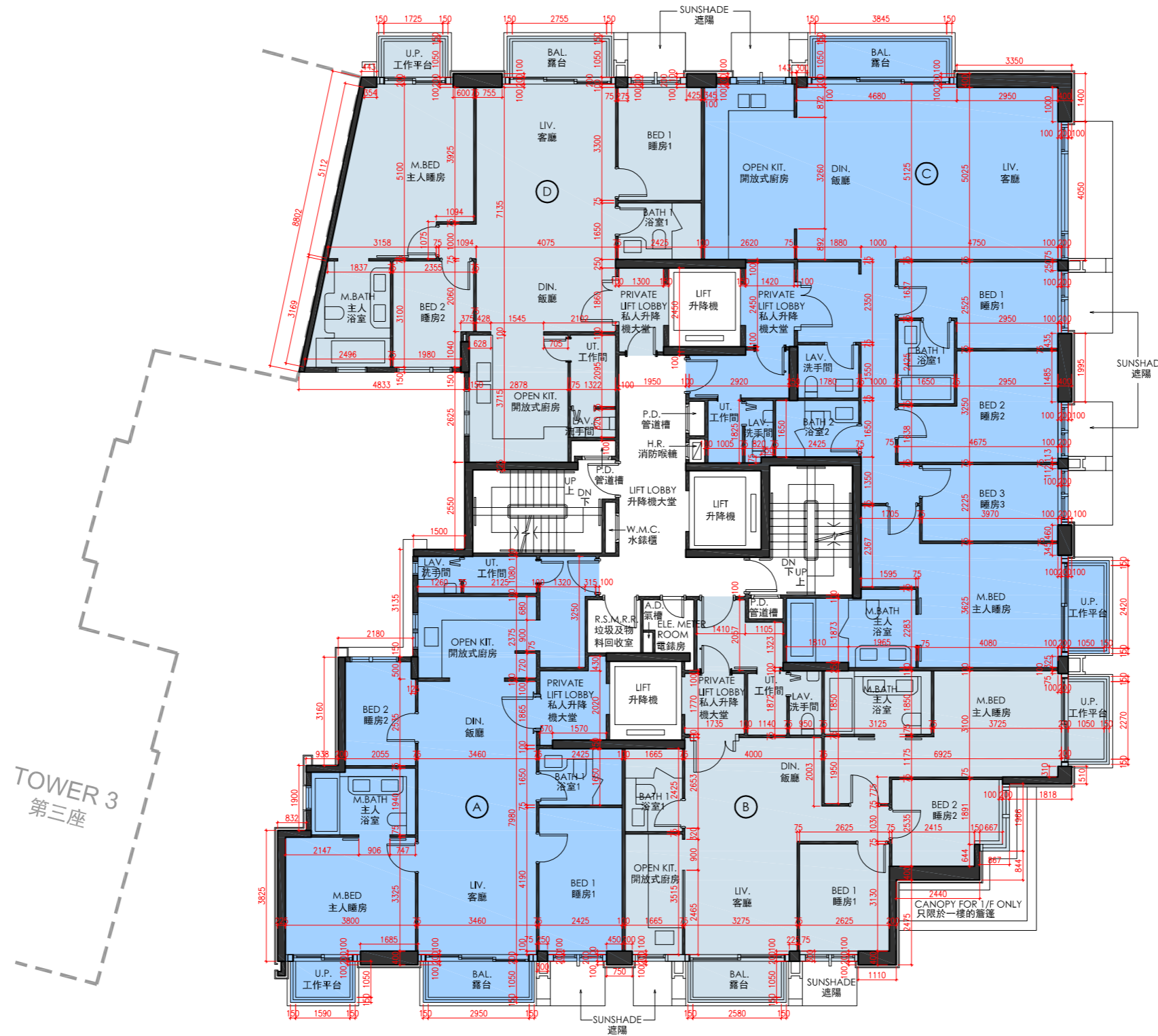
Notes:

- There may be architectural features and/or exposed pipes on external walls and/or windows of the residential units. For details, please refer to the latest approved building plans.
- Drainage pipes enclosed in cladding are installed at the external wall of the residential units. Also, drainage pipes will run through the flat roof, roof and/or garden of the residential units.
- The condensers of the VRV air-conditioners are located on Roof.
- There are ceiling bulkheads in living rooms, dining rooms, bedrooms, store, corridors, kitchens, air conditioning plant room and/or other rooms or areas of the residential units for the air-conditioning pipes and/or M&E services.
- The internal ceiling height within residential units may vary due to structural, architectural and/or decoration design variations.
- Some louvers that are installed at false ceilings may not be indicated on the floor plans.
- Balcony and utility platform are non-enclosed areas.
- Symbols of fittings and fitments such as bathtub, sink, water closet, shower, sink counter, etc. are prepared based on the latest approved building plans and are for general indication only.
- Alteration(s) to the Unit D on 1/F-3/F of Tower 6 are made by way of minor works and/or exempted works under the Buildings Ordinance. Such alteration(s) includes 1) Altering the sink in the Open Kitchen. The altered layout has been indicated and clouded in red on the AS-IS Layout Floor Plan after the 1/F - 3/F Floor Plan of Tower 6.

備註:

- 住宅單位外牆裝飾板內設有喉管。喉管亦安裝於住宅單位之平台、天台及/或花園內。
- 部份住宅單位的露台及/或工作平台側之外牆裝飾板內設有公用喉管。公用喉管亦安裝於部份連平台及/或天台住宅單位之平台及/或天台內。
- VRV分體式空調冷氣機的冷凝器位於天台。
- 住宅單位客廳、飯廳、睡房、儲物室、走廊、廚房、冷氣機房及/或其他房間或空間的裝飾橫樑裝置冷氣喉管及/或機電設備。
- 住宅單位的天花高度將會因應其結構、建築設計及/或裝修設計上的需要而有差異。
- 部份百葉窗安裝於假天花之上且沒有於平面圖顯示。
- 露台及工作平台為不可封閉的地方。
- 樓面平面圖上所顯示的裝置符號，如浴缸、洗滌盆、座廁、花灑、洗滌盆櫃等乃按最新的經批准的建築圖則繪製，只作一般示意用途。
- 第6座1樓 - 3樓D單位已進行《建築物條例》下的小型工程及/或獲豁免入則的改動工程，該改動包括 1)改動開放式廚房內之洗滌盆。有關已改動布局已於第6座1樓 - 3樓樓面平面圖後之現狀間隔樓面平面圖標示及以紅線環繞標示出來。

TOWER 6
第6座



TOWER 3
第三座

1/F - 3/F FLOOR PLAN
1樓 - 3樓樓面平面圖

Scale 比例 | 0M/米 | 5M/米



FLOOR PLANS OF RESIDENTIAL PROPERTIES IN THE DEVELOPMENT
發展項目的住宅物業的樓面平面圖

TOWER 6
第6座

| Each Residential Property 每個住宅物業 | Floor 樓層 | Unit 單位 | A | B | C | D |
|---|----------------------|------------|------------------|---------------------------|------------------|---------------------------|
| Floor-to-Floor Height (mm) 層與層之間的高度 (毫米) | 1/F - 2/F 1樓 - 2樓 | | 2980, 3030, 3380 | 2980, 3030, 3380 | 2980, 3030, 3380 | 2980, 3030, 3380 |
| Thickness of Floor Slab (excluding plaster) (mm) 樓板 (不包括灰泥) 的厚度 (毫米) | | | 150, 175 | 150, 225 | 150, 180, 225 | 150, 190 |
| Floor-to-Floor Height (mm) 層與層之間的高度 (毫米) | 3/F 3樓 | | 3030, 3380 | 2980, 3030, 3350, 3380 | 3030, 3380 | 2980, 3030, 3350, 3380 |
| Thickness of Floor Slab (excluding plaster) (mm) 樓板 (不包括灰泥) 的厚度 (毫米) | | | 150, 175 | 150, 225 | 150, 180, 225 | 150, 190 |

The internal areas of the residential properties on the upper floors will generally be slightly larger than those on the lower floors because of the reducing thickness of the structural walls on the upper floors.
因住宅物業的較高樓層結構牆的厚度遞減，較高樓層的內部面積，一般比較低樓層的內部面積稍大。

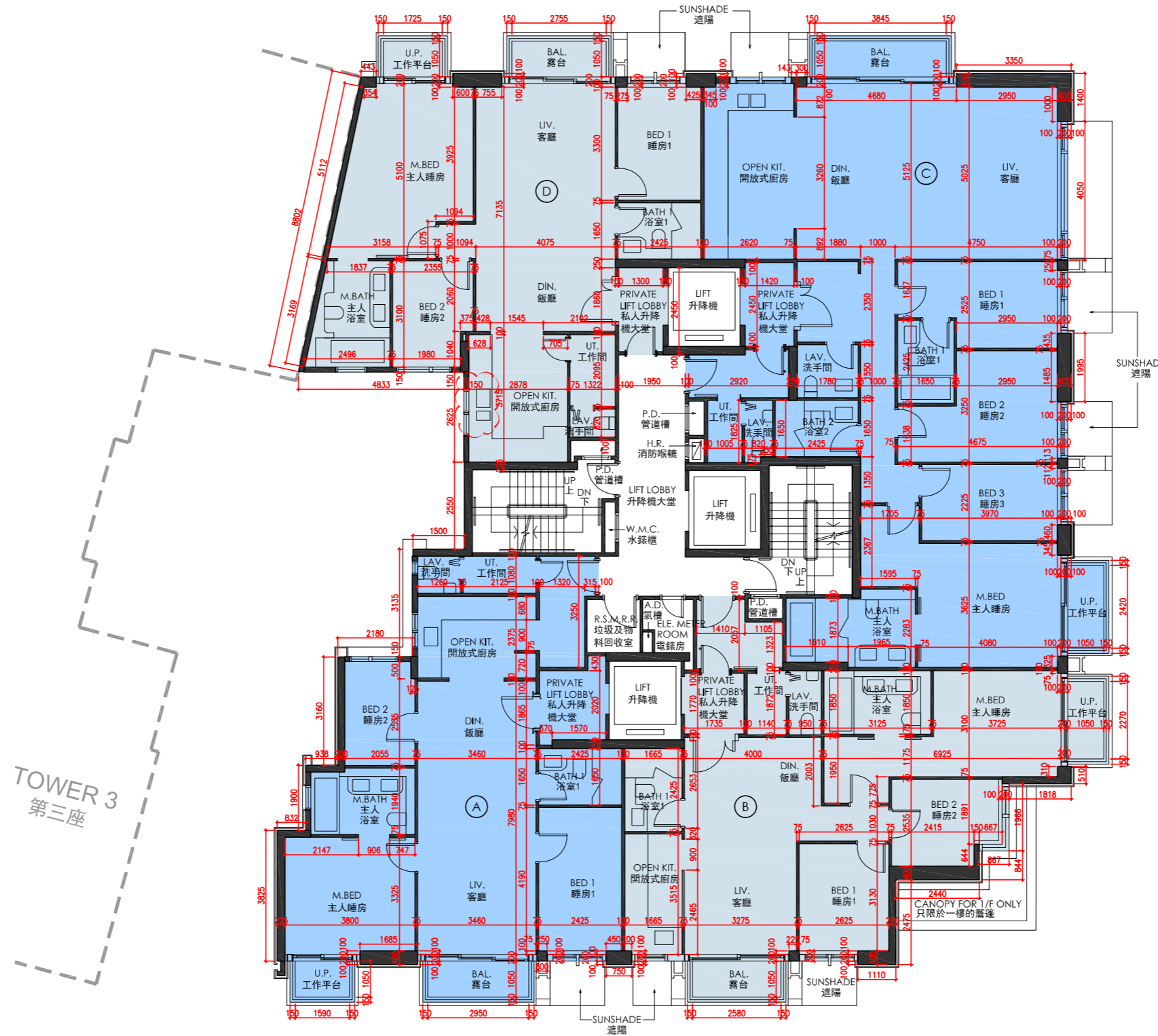
Notes:

- There may be architectural features and/or exposed pipes on external walls and/or windows of the residential units. For details, please refer to the latest approved building plans.
- Drainage pipes enclosed in cladding are installed at the external wall of the residential units. Also, drainage pipes will run through the flat roof, roof and/or garden of the residential units.
- The condensers of the VRV air-conditioners are located on Roof.
- There are ceiling bulkheads in living rooms, dining rooms, bedrooms, store, corridors, kitchens, air conditioning plant room and/or other rooms or areas of the residential units for the air-conditioning pipes and/or M&E services.
- The internal ceiling height within residential units may vary due to structural, architectural and/or decoration design variations.
- Some louvers that are installed at false ceilings may not be indicated on the floor plans.
- Balcony and utility platform are non-enclosed areas.
- Symbols of fittings and fitments such as bathtub, sink, water closet, shower, sink counter, etc. are prepared based on the latest approved building plans and are for general indication only.

備註:

- 住宅單位外牆裝飾板內設有喉管。喉管亦安裝於住宅單位之平台、天台及/或花園內。
- 部份住宅單位的露台及/或工作平台側之外牆裝飾板內設有公用喉管。公用喉管亦安裝於部份連平台及/或天台住宅單位之平台及/或天台內。
- VRV分體式空調冷氣機的冷凝器位於天台。
- 住宅單位客廳、飯廳、睡房、儲物室、走廊、廚房、冷氣機房及/或其他房間或空間的裝飾橫樑裝置冷氣喉管及/或機電設備。
- 住宅單位的天花高度將會因應其結構、建築設計及/或裝修設計上的需要而有差異。
- 部份百葉窗安裝於假天花之上且沒有於平面圖顯示。
- 露台及工作平台為不可封閉的地方。
- 樓面平面圖上所顯示的裝置符號，如浴缸、洗滌盆、座廁、花灑、洗滌盆櫃等乃按最新的經批准的建築圖則繪製，只作一般示意用途。

TOWER 6
第6座



TOWER 3
第三座

1/F - 3/F AS-IS LAYOUT FLOOR PLAN
1樓 - 3樓現狀間隔樓面平面圖

Scale 比例 | 0M/米 | 5M/米



FLOOR PLANS OF RESIDENTIAL PROPERTIES IN THE DEVELOPMENT
發展項目的住宅物業的樓面平面圖

TOWER 6
第6座

| Each Residential Property 每個住宅物業 | Floor 樓層 | Unit 單位 | A | B |
|---|-------------|------------|---------------|---------------------------------|
| Floor-to-Floor Height (mm) 層與層之間的高度 (毫米) | 5/F 5樓 | | 3380 | 3380 |
| Thickness of Floor Slab (excluding plaster) (mm) 樓板 (不包括灰泥) 的厚度 (毫米) | | | 175, 200, 225 | 150, 175, 180, 200, 225, 275 |

The internal areas of the residential properties on the upper floors will generally be slightly larger than those on the lower floors because of the reducing thickness of the structural walls on the upper floors.
因住宅物業的較高樓層結構牆的厚度遞減，較高樓層的內部面積，一般比較低樓層的內部面積稍大。

Notes:

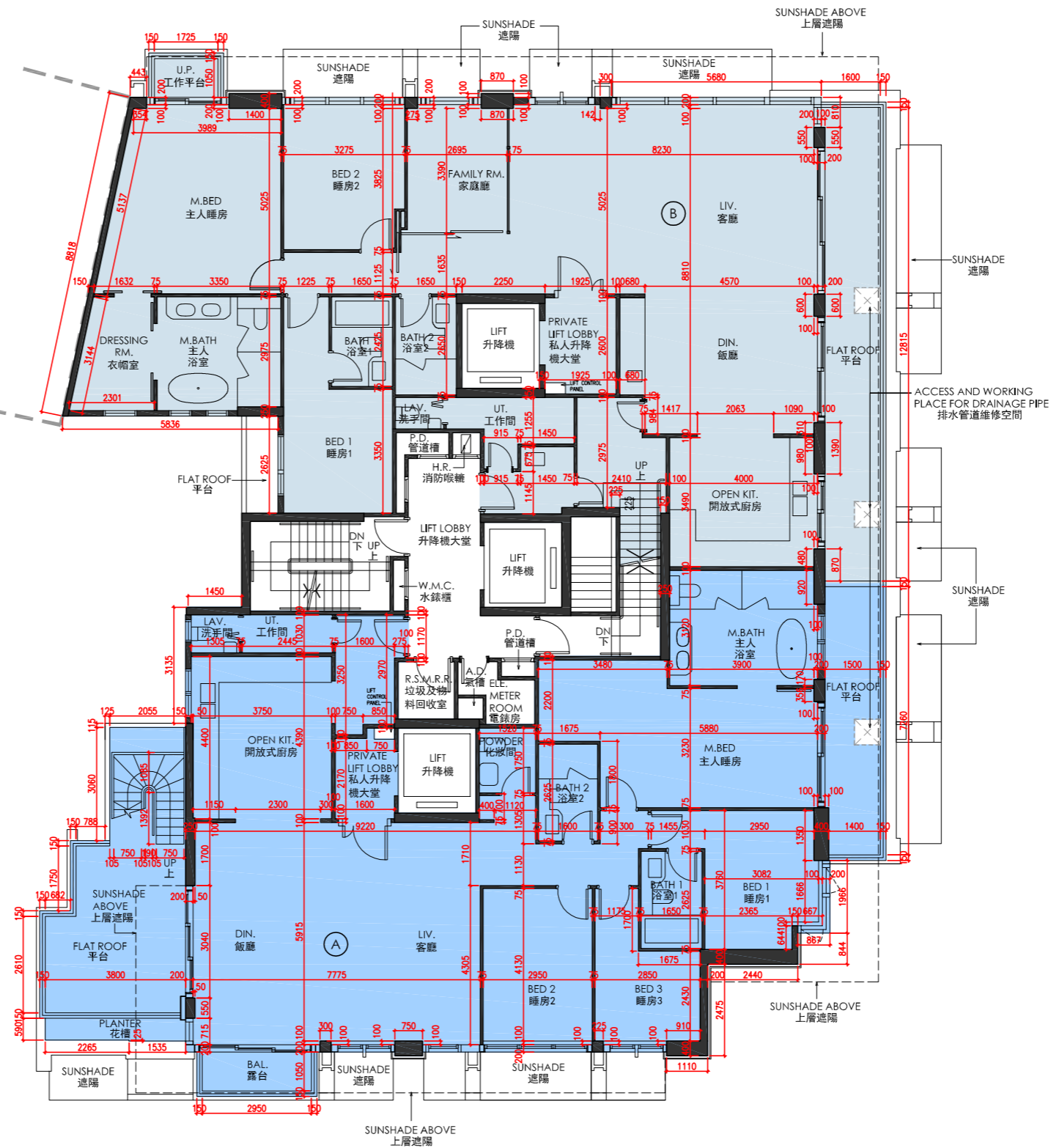
- There may be architectural features and/or exposed pipes on external walls and/or windows of the residential units. For details, please refer to the latest approved building plans.
- Drainage pipes enclosed in cladding are installed at the external wall of the residential units. Also, drainage pipes will run through the flat roof, roof and/or garden of the residential units.
- The condensers of the VRV air-conditioners are located on Roof.
- There are ceiling bulkheads in living rooms, dining rooms, bedrooms, store, corridors, kitchens, air conditioning plant room and/or other rooms or areas of the residential units for the air-conditioning pipes and/or M&E services.
- The internal ceiling height within residential units may vary due to structural, architectural and/or decoration design variations.
- Some louvers that are installed at false ceilings may not be indicated on the floor plans.
- Balcony and utility platform are non-enclosed areas.
- Symbols of fittings and fitments such as bathtub, sink, water closet, shower, sink counter, etc. are prepared based on the latest approved building plans and are for general indication only.
- Alteration(s) to the Unit A on 5/F of Tower 6 are made by way of minor works and/or exempted works under the Buildings Ordinance. Such alteration(s) includes 1) Altering the layout of the staircase in the Flat Roof. The altered layout has been indicated and clouded in red on the AS-IS Layout Floor Plan after the 5/F Floor Plan of Tower 6.
- Alteration(s) to the Unit B on 5/F of Tower 6 are made by way of minor works and/or exempted works under the Buildings Ordinance. Such alteration(s) includes 1) Altering the door of Lavatory 2) Altering the partition wall between Master Bedroom and Bedroom 2. The altered layout has been indicated and clouded in red on the AS-IS Layout Floor Plan after the 5/F Floor Plan of Tower 6.

備註:

- 住宅單位外牆裝飾板內設有喉管。喉管亦安裝於住宅單位之平台、天台及/或花園內。
- 部份住宅單位的露台及/或工作平台側之外牆裝飾板內設有公用喉管。公用喉管亦安裝於部份連平台及/或天台住宅單位之平台及/或天台內。
- VRV分體式空調冷氣機的冷凝器位於天台。
- 住宅單位客廳、飯廳、睡房、儲物室、走廊、廚房、冷氣機房及/或其他房間或空間的裝飾橫樑裝置冷氣喉管及/或機電設備。
- 住宅單位的天花高度將會因應其結構、建築設計及/或裝修設計上的需要而有差異。
- 部份百葉窗安裝於假天花之上且沒有於平面圖顯示。
- 露台及工作平台為不可封閉的地方。
- 樓面平面圖上所顯示的裝置符號，如浴缸、洗滌盆、座廁、花灑、洗滌盆櫃等乃按最新的經批准的建築圖則繪製，只作一般示意用途。
- 第6座5樓A單位已進行《建築物條例》下的小型工程及/或獲豁免入則的改動工程，該改動包括 1)改動於平台之樓梯布局。有關已改動布局已於第6座5樓樓面平面圖後之現狀間隔樓面平面圖標示及以紅線環繞標示出來。
- 第6座5樓B單位已進行《建築物條例》下的小型工程及/或獲豁免入則的改動工程，該改動包括 1)改動洗手間之門 2)改動主人睡房與睡房2之間之間隔牆。有關已改動布局已於第6座5樓樓面平面圖後之現狀間隔樓面平面圖標示及以紅線環繞標示出來。

TOWER 6
第6座

TOWER 3
第三座



5/F FLOOR PLAN
5樓樓面平面圖

Scale 比例 | 0M/米 | 5M/米



FLOOR PLANS OF RESIDENTIAL PROPERTIES IN THE DEVELOPMENT
發展項目的住宅物業的樓面平面圖

TOWER 6
第6座

| Each Residential Property 每個住宅物業 | Floor 樓層 | Unit 單位 | A | B |
|---|-------------|------------|---------------|---------------------------------|
| Floor-to-Floor Height (mm) 層與層之間的高度 (毫米) | 5/F 5樓 | | 3380 | 3380 |
| Thickness of Floor Slab (excluding plaster) (mm) 樓板 (不包括灰泥) 的厚度 (毫米) | | | 175, 200, 225 | 150, 175, 180, 200, 225, 275 |

The internal areas of the residential properties on the upper floors will generally be slightly larger than those on the lower floors because of the reducing thickness of the structural walls on the upper floors.
因住宅物業的較高樓層結構牆的厚度遞減，較高樓層的內部面積，一般比較低樓層的內部面積稍大。

Notes:

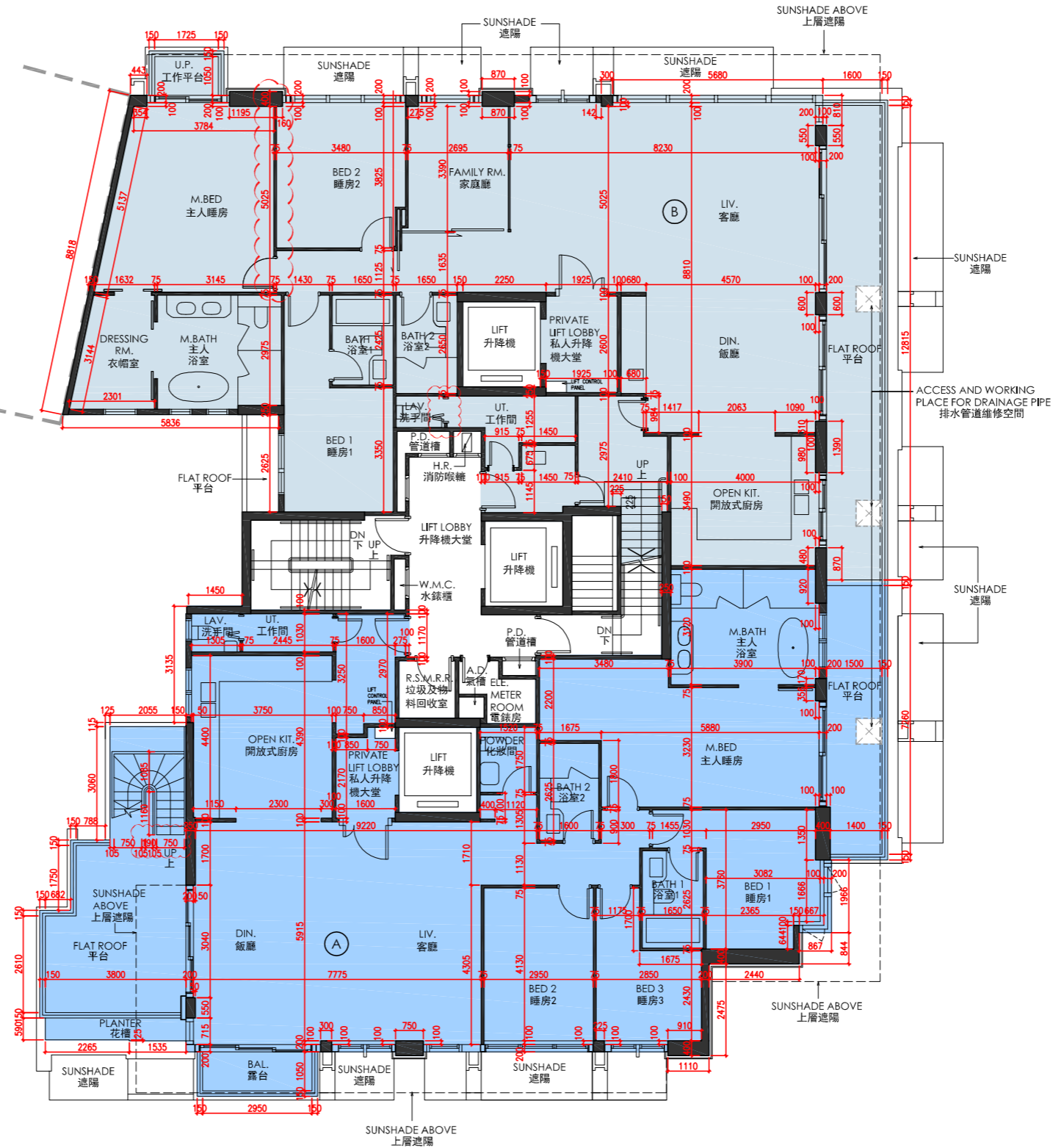
- There may be architectural features and/or exposed pipes on external walls and/or windows of the residential units. For details, please refer to the latest approved building plans.
- Drainage pipes enclosed in cladding are installed at the external wall of the residential units. Also, drainage pipes will run through the flat roof, roof and/or garden of the residential units.
- The condensers of the VRV air-conditioners are located on Roof.
- There are ceiling bulkheads in living rooms, dining rooms, bedrooms, store, corridors, kitchens, air conditioning plant room and/or other rooms or areas of the residential units for the air-conditioning pipes and/or M&E services.
- The internal ceiling height within residential units may vary due to structural, architectural and/or decoration design variations.
- Some louvers that are installed at false ceilings may not be indicated on the floor plans.
- Balcony and utility platform are non-enclosed areas.
- Symbols of fittings and fitments such as bathtub, sink, water closet, shower, sink counter, etc. are prepared based on the latest approved building plans and are for general indication only.

備註:

- 住宅單位外牆裝飾板內設有喉管。喉管亦安裝於住宅單位之平台、天台及/或花園內。
- 部份住宅單位的露台及/或工作平台側之外牆裝飾板內設有公用喉管。公用喉管亦安裝於部份連平台及/或天台住宅單位之平台及/或天台內。
- VRV分體式空調冷氣機的冷凝器位於天台。
- 住宅單位客廳、飯廳、睡房、儲物室、走廊、廚房、冷氣機房及/或其他房間或空間的裝飾橫樑裝置冷氣喉管及/或機電設備。
- 住宅單位的天花高度將會因應其結構、建築設計及/或裝修設計上的需要而有差異。
- 部份百葉窗安裝於假天花之上且沒有於平面圖顯示。
- 露台及工作平台為不可封閉的地方。
- 樓面平面圖上所顯示的裝置符號，如浴缸、洗滌盆、座廁、花灑、洗滌盆櫃等乃按最新的經批准的建築圖則繪製，只作一般示意用途。

TOWER 6
第6座

TOWER 3
第三座



5/F AS-IS LAYOUT FLOOR PLAN
5樓現狀間隔樓面平面圖

Scale 0M/米 5M/米
比例



FLOOR PLANS OF RESIDENTIAL PROPERTIES IN THE DEVELOPMENT
發展項目的住宅物業的樓面平面圖

TOWER 6
第6座

| Each Residential Property 每個住宅物業 | Floor 樓層 | Unit 單位 | A | B |
|---|-------------|------------|-----------------------|-----------------------|
| Floor-to-Floor Height (mm) 層與層之間的高度 (毫米) | R/F 天台 | | Not Applicable 不適用 | Not Applicable 不適用 |
| Thickness of Floor Slab (excluding plaster) (mm) 樓板 (不包括灰泥) 的厚度 (毫米) | | | Not Applicable 不適用 | Not Applicable 不適用 |

The internal areas of the residential properties on the upper floors will generally be slightly larger than those on the lower floors because of the reducing thickness of the structural walls on the upper floors.
因住宅物業的較高樓層結構牆的厚度遞減，較高樓層的內部面積，一般比較低樓層的內部面積稍大。

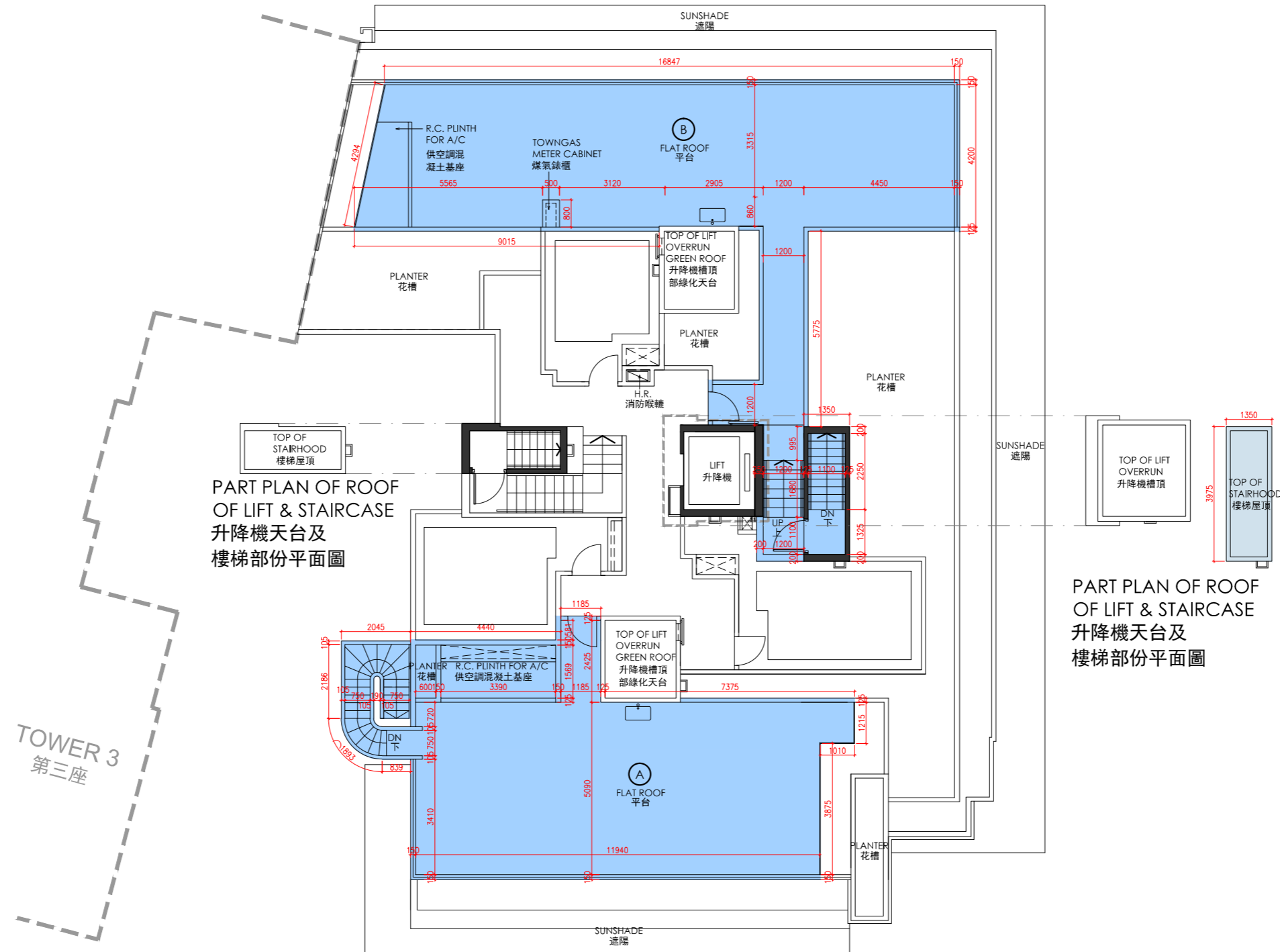
Notes:

- There may be architectural features and/or exposed pipes on external walls and/or windows of the residential units. For details, please refer to the latest approved building plans.
- Drainage pipes enclosed in cladding are installed at the external wall of the residential units. Also, drainage pipes will run through the flat roof, roof and/or garden of the residential units.
- The condensers of the VRV air-conditioners are located on Roof.
- There are ceiling bulkheads in living rooms, dining rooms, bedrooms, store, corridors, kitchens, air conditioning plant room and/or other rooms or areas of the residential units for the air-conditioning pipes and/or M&E services.
- The internal ceiling height within residential units may vary due to structural, architectural and/or decoration design variations.
- Some louvers that are installed at false ceilings may not be indicated on the floor plans.
- Balcony and utility platform are non-enclosed areas.
- Symbols of fittings and fitments such as bathtub, sink, water closet, shower, sink counter, etc. are prepared based on the latest approved building plans and are for general indication only.

備註:

- 住宅單位外牆裝飾板內設有喉管。喉管亦安裝於住宅單位之平台、天台及/或花園內。
- 部份住宅單位的露台及/或工作平台側之外牆裝飾板內設有公用喉管。公用喉管亦安裝於部份連平台及/或天台住宅單位之平台及/或天台內。
- VRV分體式空調冷氣機的冷凝器位於天台。
- 住宅單位客廳、飯廳、睡房、儲物室、走廊、廚房、冷氣機房及/或其他房間或空間的裝飾橫樑裝置冷氣喉管及/或機電設備。
- 住宅單位的天花高度將會因應其結構、建築設計及/或裝修設計上的需要而有差異。
- 部份百葉窗安裝於假天花之上且沒有於平面圖顯示。
- 露台及工作平台為不可封閉的地方。
- 樓面平面圖上所顯示的裝置符號，如浴缸、洗滌盆、座廁、花灑、洗滌盆櫃等乃按最新的經批准的建築圖則繪製，只作一般示意用途。

TOWER 6
第6座



TOWER 3
第三座

ROOF FLOOR PLAN
天台樓面平面圖

Scale 比例 | 0M/米 | 5M/米



FLOOR PLANS OF RESIDENTIAL PROPERTIES IN THE DEVELOPMENT
發展項目的住宅物業的樓面平面圖

TOWER 7
第7座

| Each Residential Property 每個住宅物業 | Floor 樓層 | Unit 單位 | A | B | C | D |
|---|-------------|------------|---------------------------|---------------------------|---------------------------|------------------|
| Floor-to-Floor Height (mm) 層與層之間的高度 (毫米) | G/F 地下 | | 2980, 3030, 3330, 3380 | 2980, 3030, 3330, 3380 | 2980, 3030, 3330, 3380 | 2980, 3030, 3380 |
| Thickness of Floor Slab (excluding plaster) (mm) 樓板 (不包括灰泥) 的厚度 (毫米) | | | 150, 180, 300 | 150, 180, 190, 200 | 150, 175 | 150, 225 |

The internal areas of the residential properties on the upper floors will generally be slightly larger than those on the lower floors because of the reducing thickness of the structural walls on the upper floors.
因住宅物業的較高樓層結構牆的厚度遞減，較高樓層的內部面積，一般比較低樓層的內部面積稍大。

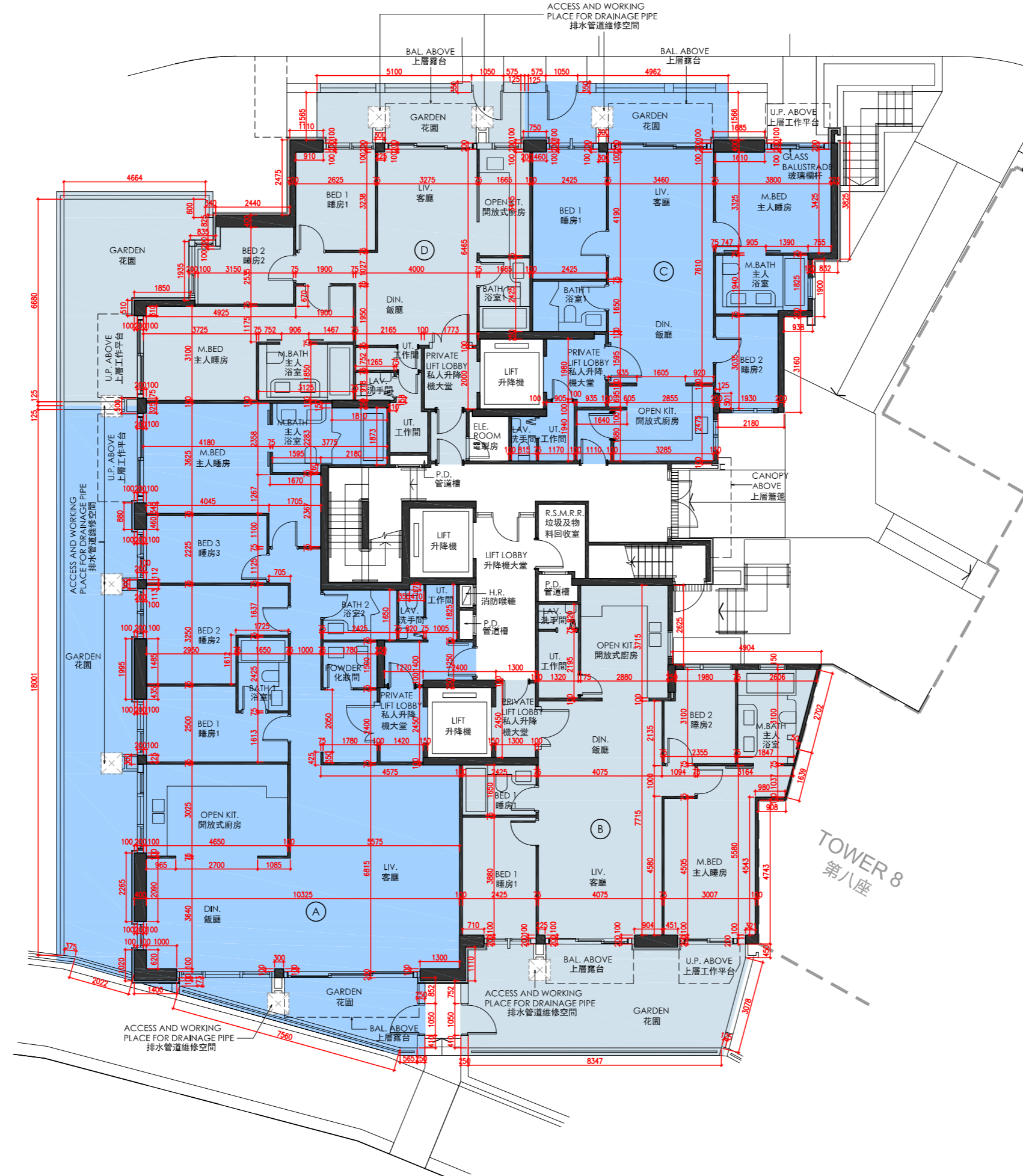
Notes:

- There may be architectural features and/or exposed pipes on external walls and/or windows of the residential units. For details, please refer to the latest approved building plans.
- Drainage pipes enclosed in cladding are installed at the external wall of the residential units. Also, drainage pipes will run through the flat roof, roof and/or garden of the residential units.
- The condensers of the VRV air-conditioners are located on Roof.
- There are ceiling bulkheads in living rooms, dining rooms, bedrooms, store, corridors, kitchens, air conditioning plant room and/or other rooms or areas of the residential units for the air-conditioning pipes and/or M&E services.
- The internal ceiling height within residential units may vary due to structural, architectural and/or decoration design variations.
- Some louvers that are installed at false ceilings may not be indicated on the floor plans.
- Balcony and utility platform are non-enclosed areas.
- Symbols of fittings and fitments such as bathtub, sink, water closet, shower, sink counter, etc. are prepared based on the latest approved building plans and are for general indication only.
- Alteration(s) to the Unit B on G/F of Tower 7 are made by way of minor works and/or exempted works under the Buildings Ordinance. Such alteration(s) includes 1) Altering the bathing facility(ies) in Bathroom 1. The altered layout has been indicated and clouded in red on the AS-IS Layout Floor Plan after the G/F Floor Plan of Tower 7.
- Alteration(s) to the Unit D on G/F of Tower 7 are made by way of minor works and/or exempted works under the Buildings Ordinance. Such alteration(s) includes 1) Altering the bathing facility(ies) in Bathroom 1. The altered layout has been indicated and clouded in red on the AS-IS Layout Floor Plan after the G/F Floor Plan of Tower 7.

備註:

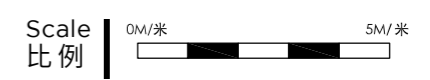
- 住宅單位外牆裝飾板內設有喉管。喉管亦安裝於住宅單位之平台、天台及/或花園內。
- 部份住宅單位的露台及/或工作平台側之外牆裝飾板內設有公用喉管。公用喉管亦安裝於部份連平台及/或天台住宅單位之平台及/或天台內。
- VRV分體式空調冷氣機的冷凝器位於天台。
- 住宅單位客廳、飯廳、睡房、儲物室、走廊、廚房、冷氣機房及/或其他房間或空間的裝飾橫樑裝置冷氣喉管及/或機電設備。
- 住宅單位的天花高度將會因應其結構、建築設計及/或裝修設計上的需要而有差異。
- 部份百葉窗安裝於假天花之上且沒有於平面圖顯示。
- 露台及工作平台為不可封閉的地方。
- 樓面平面圖上所顯示的裝置符號，如浴缸、洗滌盆、座廁、花灑、洗滌盆櫃等乃按最新的經批准的建築圖則繪製，只作一般示意用途。
- 第7座地下B單位已進行《建築物條例》下的小型工程及/或獲豁免入則的改動工程，該改動包括 1) 改動睡房1之沐浴設施。有關已改動布局已於第7座地下樓面平面圖後之現狀間隔樓面平面圖標示及以紅線環繞標示出來。
- 第7座地下D單位已進行《建築物條例》下的小型工程及/或獲豁免入則的改動工程，該改動包括 1) 改動睡房1之沐浴設施。有關已改動布局已於第7座地下樓面平面圖後之現狀間隔樓面平面圖標示及以紅線環繞標示出來。

TOWER 7
第7座



G/F FLOOR PLAN
地下樓面平面圖

TOWER 8
第八座



FLOOR PLANS OF RESIDENTIAL PROPERTIES IN THE DEVELOPMENT
發展項目的住宅物業的樓面平面圖

TOWER 7
第7座

| Each Residential Property 每個住宅物業 | Floor 樓層 | Unit 單位 | A | B | C | D |
|---|-------------|------------|---------------------------|---------------------------|---------------------------|------------------|
| Floor-to-Floor Height (mm) 層與層之間的高度 (毫米) | G/F 地下 | | 2980, 3030, 3330, 3380 | 2980, 3030, 3330, 3380 | 2980, 3030, 3330, 3380 | 2980, 3030, 3380 |
| Thickness of Floor Slab (excluding plaster) (mm) 樓板 (不包括灰泥) 的厚度 (毫米) | | | 150, 180, 300 | 150, 180, 190, 200 | 150, 175 | 150, 225 |

The internal areas of the residential properties on the upper floors will generally be slightly larger than those on the lower floors because of the reducing thickness of the structural walls on the upper floors.
因住宅物業的較高樓層結構牆的厚度遞減，較高樓層的內部面積，一般比較低樓層的內部面積稍大。

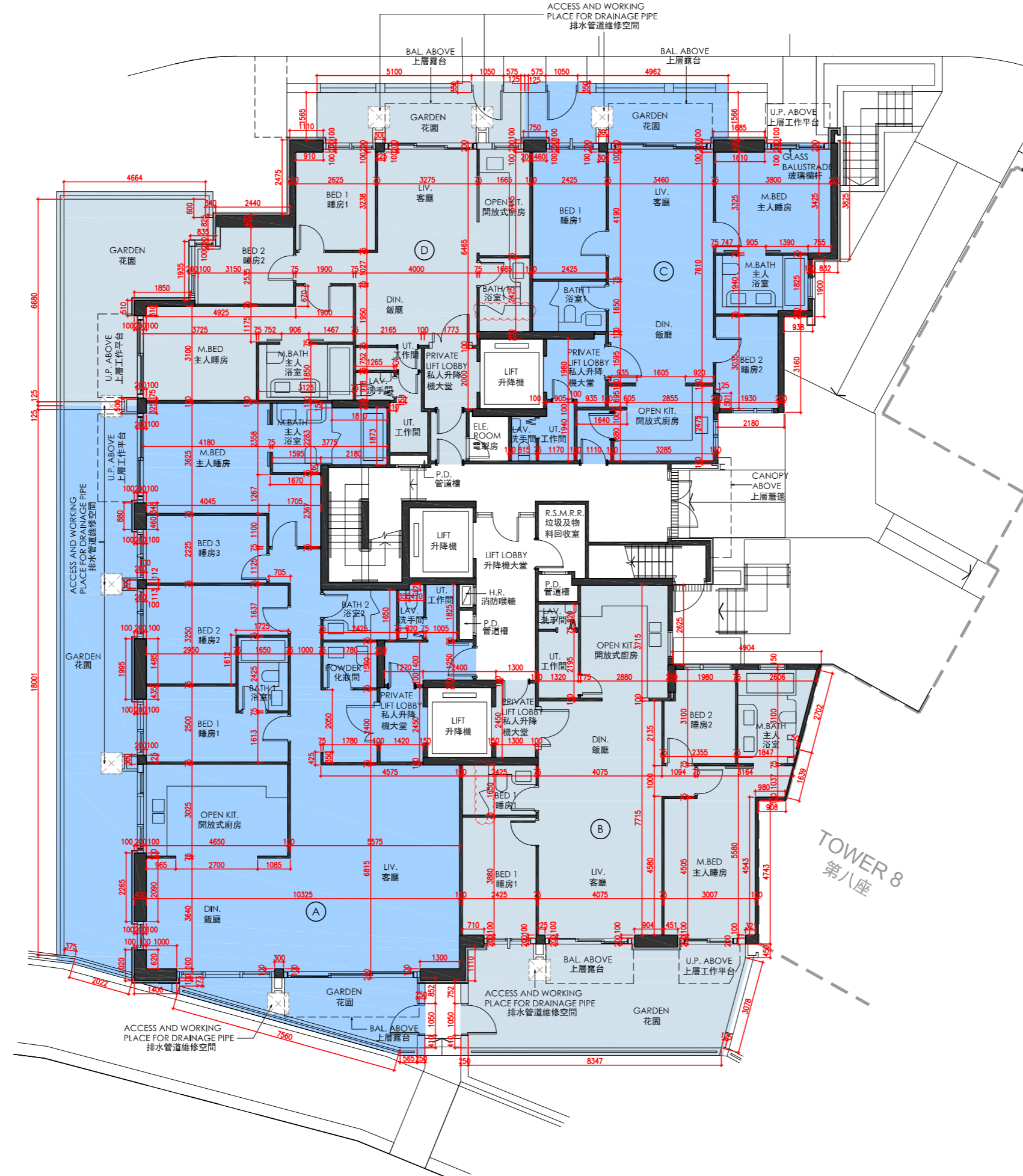
Notes:

- There may be architectural features and/or exposed pipes on external walls and/or windows of the residential units. For details, please refer to the latest approved building plans.
- Drainage pipes enclosed in cladding are installed at the external wall of the residential units. Also, drainage pipes will run through the flat roof, roof and/or garden of the residential units.
- The condensers of the VRV air-conditioners are located on Roof.
- There are ceiling bulkheads in living rooms, dining rooms, bedrooms, store, corridors, kitchens, air conditioning plant room and/or other rooms or areas of the residential units for the air-conditioning pipes and/or M&E services.
- The internal ceiling height within residential units may vary due to structural, architectural and/or decoration design variations.
- Some louvers that are installed at false ceilings may not be indicated on the floor plans.
- Balcony and utility platform are non-enclosed areas.
- Symbols of fittings and fitments such as bathtub, sink, water closet, shower, sink counter, etc. are prepared based on the latest approved building plans and are for general indication only.

備註:

- 住宅單位外牆裝飾板內設有喉管。喉管亦安裝於住宅單位之平台、天台及/或花園內。
- 部份住宅單位的露台及/或工作平台側之外牆裝飾板內設有公用喉管。公用喉管亦安裝於部份連平台及/或天台住宅單位之平台及/或天台內。
- VRV分體式空調冷氣機的冷凝器位於天台。
- 住宅單位客廳、飯廳、睡房、儲物室、走廊、廚房、冷氣機房及/或其他房間或空間的裝飾橫樑裝置冷氣喉管及/或機電設備。
- 住宅單位的天花高度將會因應其結構、建築設計及/或裝修設計上的需要而有差異。
- 部份百葉窗安裝於假天花之上且沒有於平面圖顯示。
- 露台及工作平台為不可封閉的地方。
- 樓面平面圖上所顯示的裝置符號，如浴缸、洗滌盆、座廁、花灑、洗滌盆櫃等乃按最新的經批准的建築圖則繪製，只作一般示意用途。

TOWER 7
第7座



TOWER 8
第八座

G/F AS-IS LAYOUT FLOOR PLAN
地下現狀間隔樓面平面圖



FLOOR PLANS OF RESIDENTIAL PROPERTIES IN THE DEVELOPMENT
發展項目的住宅物業的樓面平面圖

TOWER 7
第7座

| Each Residential Property 每個住宅物業 | Floor 樓層 | Unit 單位 | A | B | C | D |
|---|----------------------|------------|---------------------------|---------------------------|---------------------------|---------------------------|
| Floor-to-Floor Height (mm) 層與層之間的高度 (毫米) | 1/F - 2/F 1樓 - 2樓 | | 2980, 3030, 3330, 3380 | 2980, 3030, 3330, 3380 | 2980, 3030, 3330, 3380 | 2980, 3030, 3380 |
| Thickness of Floor Slab (excluding plaster) (mm) 樓板 (不包括灰泥) 的厚度 (毫米) | | | 150, 180, 300 | 150, 180, 190, 200 | 150, 175 | 150, 225 |
| Floor-to-Floor Height (mm) 層與層之間的高度 (毫米) | 3/F 3樓 | | 3030, 3380 | 2980, 3030, 3330, 3380 | 3030, 3380 | 2980, 3030, 3330, 3380 |
| Thickness of Floor Slab (excluding plaster) (mm) 樓板 (不包括灰泥) 的厚度 (毫米) | | | 150, 180, 300 | 150, 180, 190, 200 | 150, 175 | 150, 225 |

The internal areas of the residential properties on the upper floors will generally be slightly larger than those on the lower floors because of the reducing thickness of the structural walls on the upper floors.
因住宅物業的較高樓層結構牆的厚度遞減，較高樓層的內部面積，一般比較低樓層的內部面積稍大。

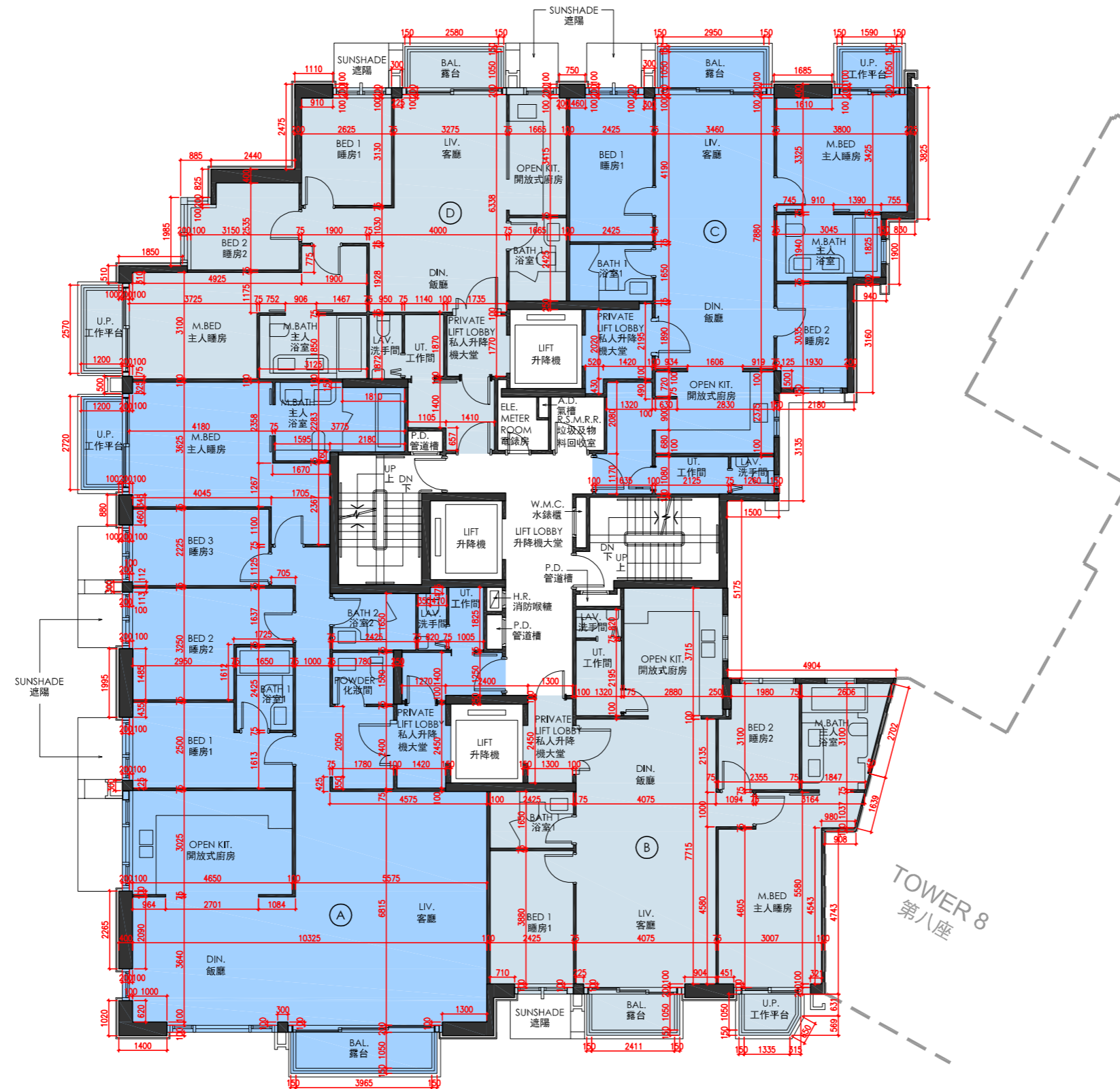
Notes:

- There may be architectural features and/or exposed pipes on external walls and/or windows of the residential units. For details, please refer to the latest approved building plans.
- Drainage pipes enclosed in cladding are installed at the external wall of the residential units. Also, drainage pipes will run through the flat roof, roof and/or garden of the residential units.
- The condensers of the VRV air-conditioners are located on Roof.
- There are ceiling bulkheads in living rooms, dining rooms, bedrooms, store, corridors, kitchens, air conditioning plant room and/or other rooms or areas of the residential units for the air-conditioning pipes and/or M&E services.
- The internal ceiling height within residential units may vary due to structural, architectural and/or decoration design variations.
- Some louvers that are installed at false ceilings may not be indicated on the floor plans.
- Balcony and utility platform are non-enclosed areas.
- Symbols of fittings and fitments such as bathtub, sink, water closet, shower, sink counter, etc. are prepared based on the latest approved building plans and are for general indication only.

備註:

- 住宅單位外牆裝飾板內設有喉管。喉管亦安裝於住宅單位之平台、天台及/或花園內。
- 部份住宅單位的露台及/或工作平台側之外牆裝飾板內設有公用喉管。公用喉管亦安裝於部份連平台及/或天台住宅單位之平台及/或天台內。
- VRV分體式空調冷氣機的冷凝器位於天台。
- 住宅單位客廳、飯廳、睡房、儲物室、走廊、廚房、冷氣機房及/或其他房間或空間的裝飾橫樑裝置冷氣喉管及/或機電設備。
- 住宅單位的天花高度將會因應其結構、建築設計及/或裝修設計上的需要而有差異。
- 部份百葉窗安裝於假天花之上且沒有於平面圖顯示。
- 露台及工作平台為不可封閉的地方。
- 樓面平面圖上所顯示的裝置符號，如浴缸、洗滌盆、座廁、花灑、洗滌盆櫃等乃按最新的經批准的建築圖則繪製，只作一般示意用途。

TOWER 7
第7座



1/F - 3/F FLOOR PLAN
1樓 - 3樓樓面平面圖

Scale 比例 0M/米 5M/米



FLOOR PLANS OF RESIDENTIAL PROPERTIES IN THE DEVELOPMENT
發展項目的住宅物業的樓面平面圖

TOWER 7
第7座

| Each Residential Property 每個住宅物業 | Floor 樓層 | Unit 單位 | A | B |
|---|-------------|------------|---------------------------------|---------------|
| Floor-to-Floor Height (mm) 層與層之間的高度 (毫米) | 5/F 5樓 | | 3380 | 3380 |
| Thickness of Floor Slab (excluding plaster) (mm) 樓板 (不包括灰泥) 的厚度 (毫米) | | | 150, 175, 180, 200, 225, 275 | 175, 200, 225 |

The internal areas of the residential properties on the upper floors will generally be slightly larger than those on the lower floors because of the reducing thickness of the structural walls on the upper floors.
因住宅物業的較高樓層結構牆的厚度遞減，較高樓層的內部面積，一般比較低樓層的內部面積稍大。

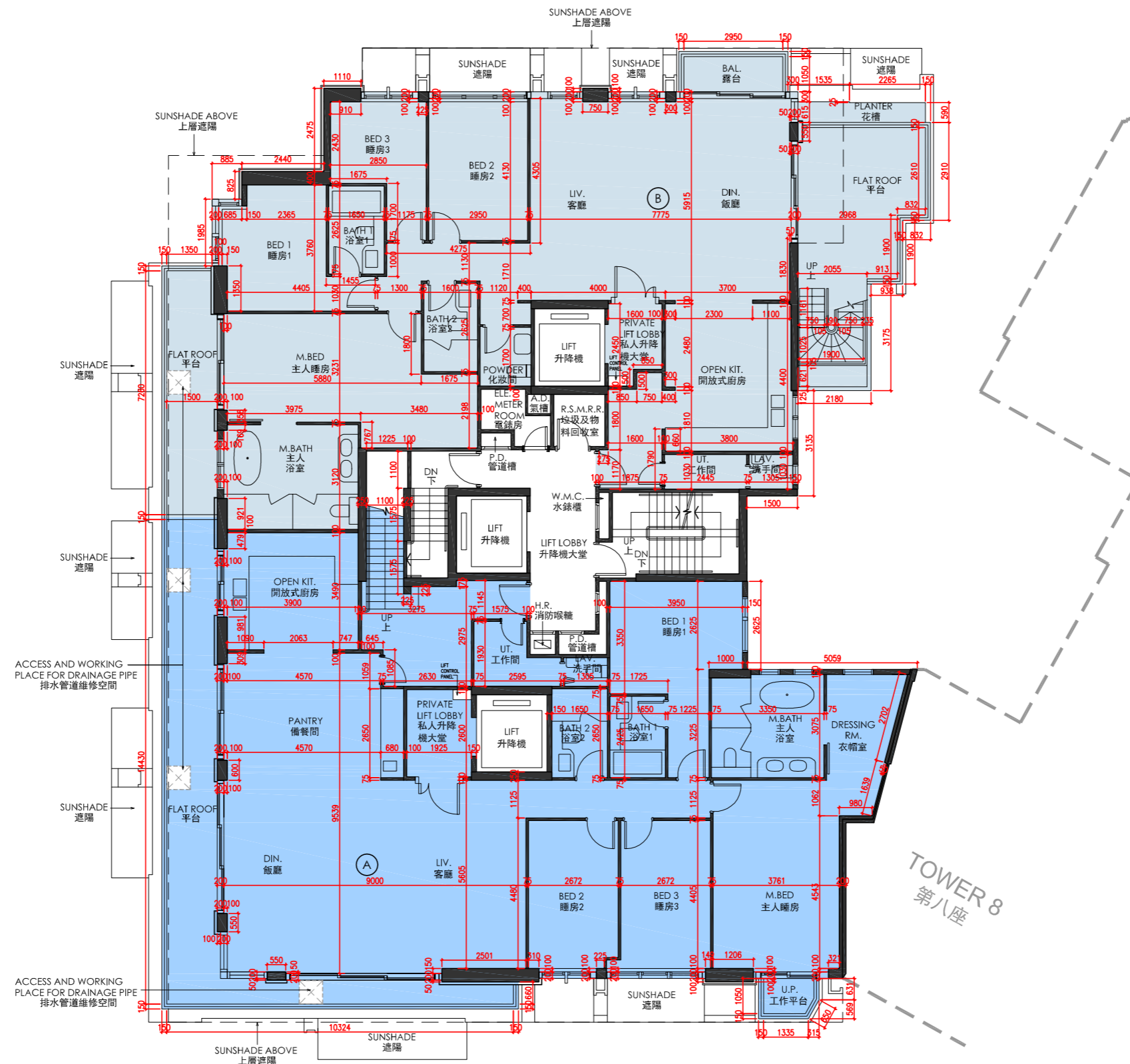
Notes:

1. There may be architectural features and/or exposed pipes on external walls and/or windows of the residential units. For details, please refer to the latest approved building plans.
2. Drainage pipes enclosed in cladding are installed at the external wall of the residential units. Also, drainage pipes will run through the flat roof, roof and/or garden of the residential units.
3. The condensers of the VRV air-conditioners are located on Roof.
4. There are ceiling bulkheads in living rooms, dining rooms, bedrooms, store, corridors, kitchens, air conditioning plant room and/or other rooms or areas of the residential units for the air-conditioning pipes and/or M&E services.
5. The internal ceiling height within residential units may vary due to structural, architectural and/or decoration design variations.
6. Some louvers that are installed at false ceilings may not be indicated on the floor plans.
7. Balcony and utility platform are non-enclosed areas.
8. Symbols of fittings and fitments such as bathtub, sink, water closet, shower, sink counter, etc. are prepared based on the latest approved building plans and are for general indication only.

備註:

1. 住宅單位外牆裝飾板內設有喉管。喉管亦安裝於住宅單位之平台、天台及/或花園內。
2. 部份住宅單位的露台及/或工作平台側之外牆裝飾板內設有公用喉管。公用喉管亦安裝於部份連平台及/或天台住宅單位之平台及/或天台內。
3. VRV分體式空調冷氣機的冷凝器位於天台。
4. 住宅單位客廳、飯廳、睡房、儲物室、走廊、廚房、冷氣機房及/或其他房間或空間的裝飾橫樑裝置冷氣喉管及/或機電設備。
5. 住宅單位的天花高度將會因應其結構、建築設計及/或裝修設計上的需要而有差異。
6. 部份百葉窗安裝於假天花之上且沒有於平面圖顯示。
7. 露台及工作平台為不可封閉的地方。
8. 樓面平面圖上所顯示的裝置符號，如浴缸、洗滌盆、座廁、花灑、洗滌盆櫃等乃按最新的經批准的建築圖則繪製，只作一般示意用途。

TOWER 7
第7座



5/F FLOOR PLAN
5樓樓面平面圖

Scale 比例 | 0M/米 | 5M/米



FLOOR PLANS OF RESIDENTIAL PROPERTIES IN THE DEVELOPMENT
發展項目的住宅物業的樓面平面圖

TOWER 7
第7座

| Each Residential Property 每個住宅物業 | Floor 樓層 | Unit 單位 | A | B |
|---|-------------|------------|-----------------------|-----------------------|
| Floor-to-Floor Height (mm) 層與層之間的高度 (毫米) | R/F 天台 | | Not Applicable 不適用 | Not Applicable 不適用 |
| Thickness of Floor Slab (excluding plaster) (mm) 樓板 (不包括灰泥) 的厚度 (毫米) | | | Not Applicable 不適用 | Not Applicable 不適用 |

The internal areas of the residential properties on the upper floors will generally be slightly larger than those on the lower floors because of the reducing thickness of the structural walls on the upper floors.
因住宅物業的較高樓層結構牆的厚度遞減，較高樓層的內部面積，一般比較低樓層的內部面積稍大。

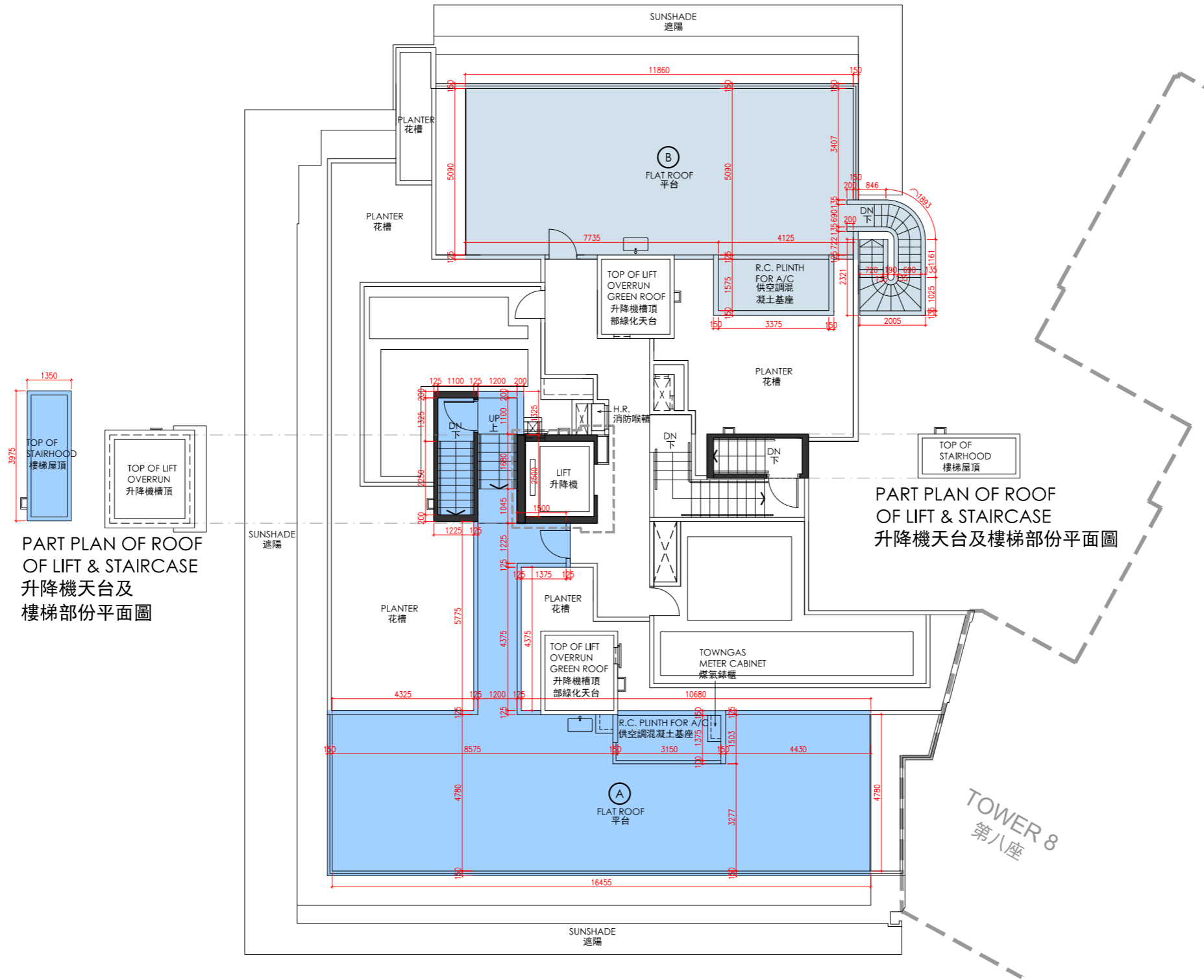
Notes:

- There may be architectural features and/or exposed pipes on external walls and/or windows of the residential units. For details, please refer to the latest approved building plans.
- Drainage pipes enclosed in cladding are installed at the external wall of the residential units. Also, drainage pipes will run through the flat roof, roof and/or garden of the residential units.
- The condensers of the VRV air-conditioners are located on Roof.
- There are ceiling bulkheads in living rooms, dining rooms, bedrooms, store, corridors, kitchens, air conditioning plant room and/or other rooms or areas of the residential units for the air-conditioning pipes and/or M&E services.
- The internal ceiling height within residential units may vary due to structural, architectural and/or decoration design variations.
- Some louvers that are installed at false ceilings may not be indicated on the floor plans.
- Balcony and utility platform are non-enclosed areas.
- Symbols of fittings and fitments such as bathtub, sink, water closet, shower, sink counter, etc. are prepared based on the latest approved building plans and are for general indication only.

備註:

- 住宅單位外牆裝飾板內設有喉管。喉管亦安裝於住宅單位之平台、天台及/或花園內。
- 部份住宅單位的露台及/或工作平台側之外牆裝飾板內設有公用喉管。公用喉管亦安裝於部份連平台及/或天台住宅單位之平台及/或天台內。
- VRV分體式空調冷氣機的冷凝器位於天台。
- 住宅單位客廳、飯廳、睡房、儲物室、走廊、廚房、冷氣機房及/或其他房間或空間的裝飾橫樑裝置冷氣喉管及/或機電設備。
- 住宅單位的天花高度將會因應其結構、建築設計及/或裝修設計上的需要而有差異。
- 部份百葉窗安裝於假天花之上且沒有於平面圖顯示。
- 露台及工作平台為不可封閉的地方。
- 樓面平面圖上所顯示的裝置符號，如浴缸、洗滌盆、座廁、花灑、洗滌盆櫃等乃按最新的經批准的建築圖則繪製，只作一般示意用途。

TOWER 7
第7座



ROOF FLOOR PLAN
天台樓面平面圖

Scale 比例 | 0M/米 | 5M/米



FLOOR PLANS OF RESIDENTIAL PROPERTIES IN THE DEVELOPMENT
發展項目的住宅物業的樓面平面圖

TOWER 8
第8座

| Each Residential Property 每個住宅物業 | Floor 樓層 | Unit 單位 | A | B | C | D |
|---|-------------|------------|------------------|---------------------------|---------------------------|---------------------------|
| Floor-to-Floor Height (mm) 層與層之間的高度 (毫米) | G/F 地下 | | 2980, 3030, 3380 | 2980, 3030, 3350, 3380 | 2980, 3030, 3350, 3380 | 2980, 3030, 3350, 3380 |
| Thickness of Floor Slab (excluding plaster) (mm) 樓板 (不包括灰泥) 的厚度 (毫米) | | | 150, 175 | 150, 165, 175 | 150 | 150, 175, 250 |

The internal areas of the residential properties on the upper floors will generally be slightly larger than those on the lower floors because of the reducing thickness of the structural walls on the upper floors.
因住宅物業的較高樓層結構牆的厚度遞減，較高樓層的內部面積，一般比較低樓層的內部面積稍大。

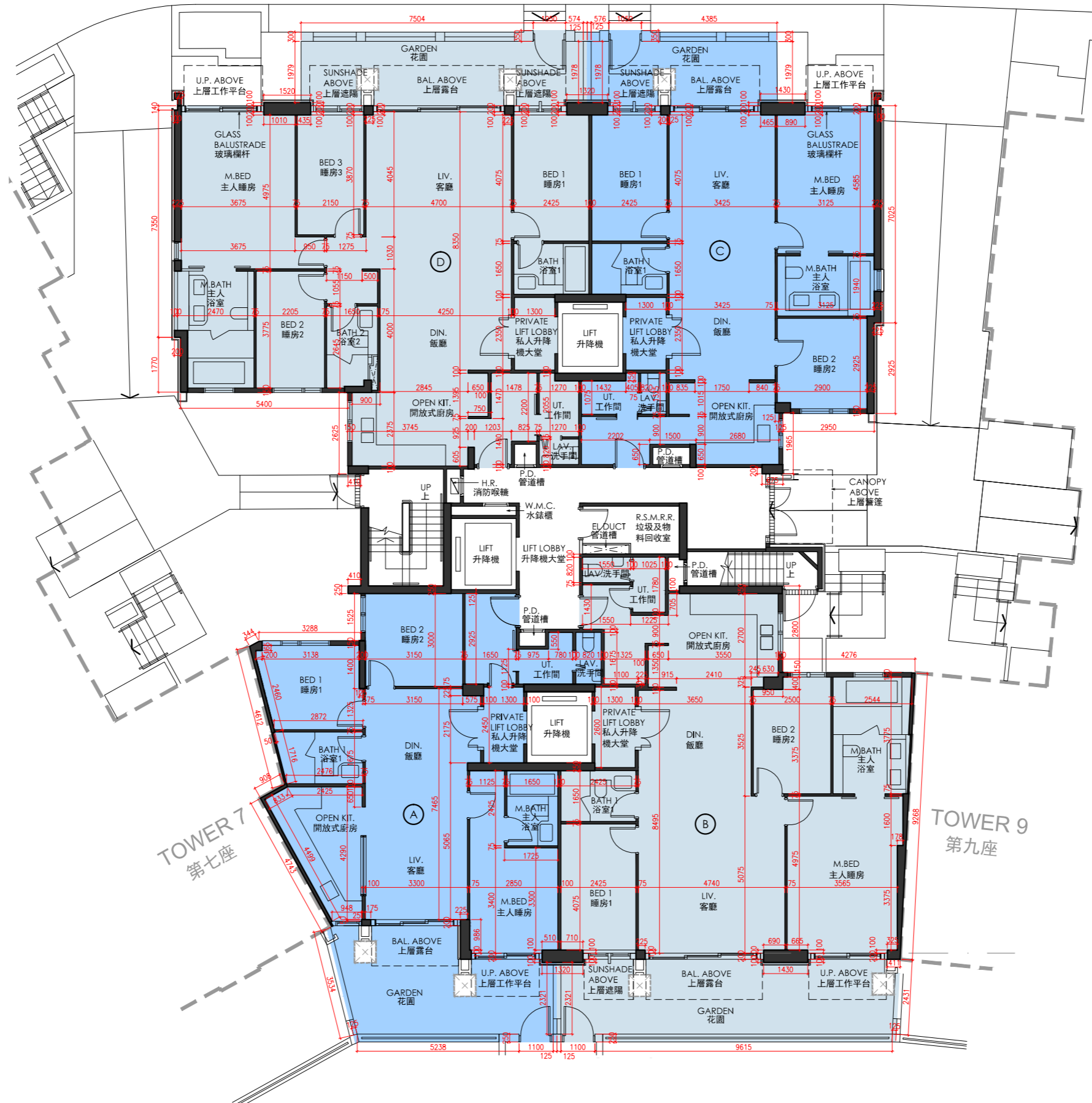
Notes:

- There may be architectural features and/or exposed pipes on external walls and/or windows of the residential units. For details, please refer to the latest approved building plans.
- Drainage pipes enclosed in cladding are installed at the external wall of the residential units. Also, drainage pipes will run through the flat roof, roof and/or garden of the residential units.
- The condensers of the VRV air-conditioners are located on Roof.
- There are ceiling bulkheads in living rooms, dining rooms, bedrooms, store, corridors, kitchens, air conditioning plant room and/or other rooms or areas of the residential units for the air-conditioning pipes and/or M&E services.
- The internal ceiling height within residential units may vary due to structural, architectural and/or decoration design variations.
- Some louvers that are installed at false ceilings may not be indicated on the floor plans.
- Balcony and utility platform are non-enclosed areas.
- Symbols of fittings and fitments such as bathtub, sink, water closet, shower, sink counter, etc. are prepared based on the latest approved building plans and are for general indication only.

備註:

- 住宅單位外牆裝飾板內設有喉管。喉管亦安裝於住宅單位之平台、天台及/或花園內。
- 部份住宅單位的露台及/或工作平台側之外牆裝飾板內設有公用喉管。公用喉管亦安裝於部份連平台及/或天台住宅單位之平台及/或天台內。
- VRV分體式空調冷氣機的冷凝器位於天台。
- 住宅單位客廳、飯廳、睡房、儲物室、走廊、廚房、冷氣機房及/或其他房間或空間的裝飾橫樑裝置冷氣喉管及/或機電設備。
- 住宅單位的天花高度將會因應其結構、建築設計及/或裝修設計上的需要而有差異。
- 部份百葉窗安裝於假天花之上且沒有於平面圖顯示。
- 露台及工作平台為不可封閉的地方。
- 樓面平面圖上所顯示的裝置符號，如浴缸、洗滌盆、座廁、花灑、洗滌盆櫃等乃按最新的經批准的建築圖則繪製，只作一般示意用途。

TOWER 8
第8座



TOWER 7
第七座

TOWER 9
第九座

G/F FLOOR PLAN
地下樓面平面圖

Scale 比例 | 0M/米 | 5M/米



FLOOR PLANS OF RESIDENTIAL PROPERTIES IN THE DEVELOPMENT
發展項目的住宅物業的樓面平面圖

TOWER 8
第8座

| Each Residential Property 每個住宅物業 | Floor 樓層 | Unit 單位 | A | B | C | D |
|---|----------------------|------------|------------------|---------------------------|---------------------------|---------------------------|
| Floor-to-Floor Height (mm) 層與層之間的高度 (毫米) | 1/F - 2/F 1樓 - 2樓 | | 2980, 3030, 3380 | 2980, 3030, 3350, 3380 | 2980, 3030, 3350, 3380 | 2980, 3030, 3350, 3380 |
| Thickness of Floor Slab (excluding plaster) (mm) 樓板 (不包括灰泥) 的厚度 (毫米) | | | 150, 175 | 150, 165, 175 | 150 | 150, 175, 250 |
| Floor-to-Floor Height (mm) 層與層之間的高度 (毫米) | 3/F 3樓 | | 3030, 3380 | 2980, 3030, 3350, 3380 | 3030, 3380 | 2980, 3030, 3350, 3380 |
| Thickness of Floor Slab (excluding plaster) (mm) 樓板 (不包括灰泥) 的厚度 (毫米) | | | 150, 175 | 150, 165, 175 | 150 | 150, 175, 250 |

The internal areas of the residential properties on the upper floors will generally be slightly larger than those on the lower floors because of the reducing thickness of the structural walls on the upper floors.
因住宅物業的較高樓層結構牆的厚度遞減，較高樓層的內部面積，一般比較低樓層的內部面積稍大。

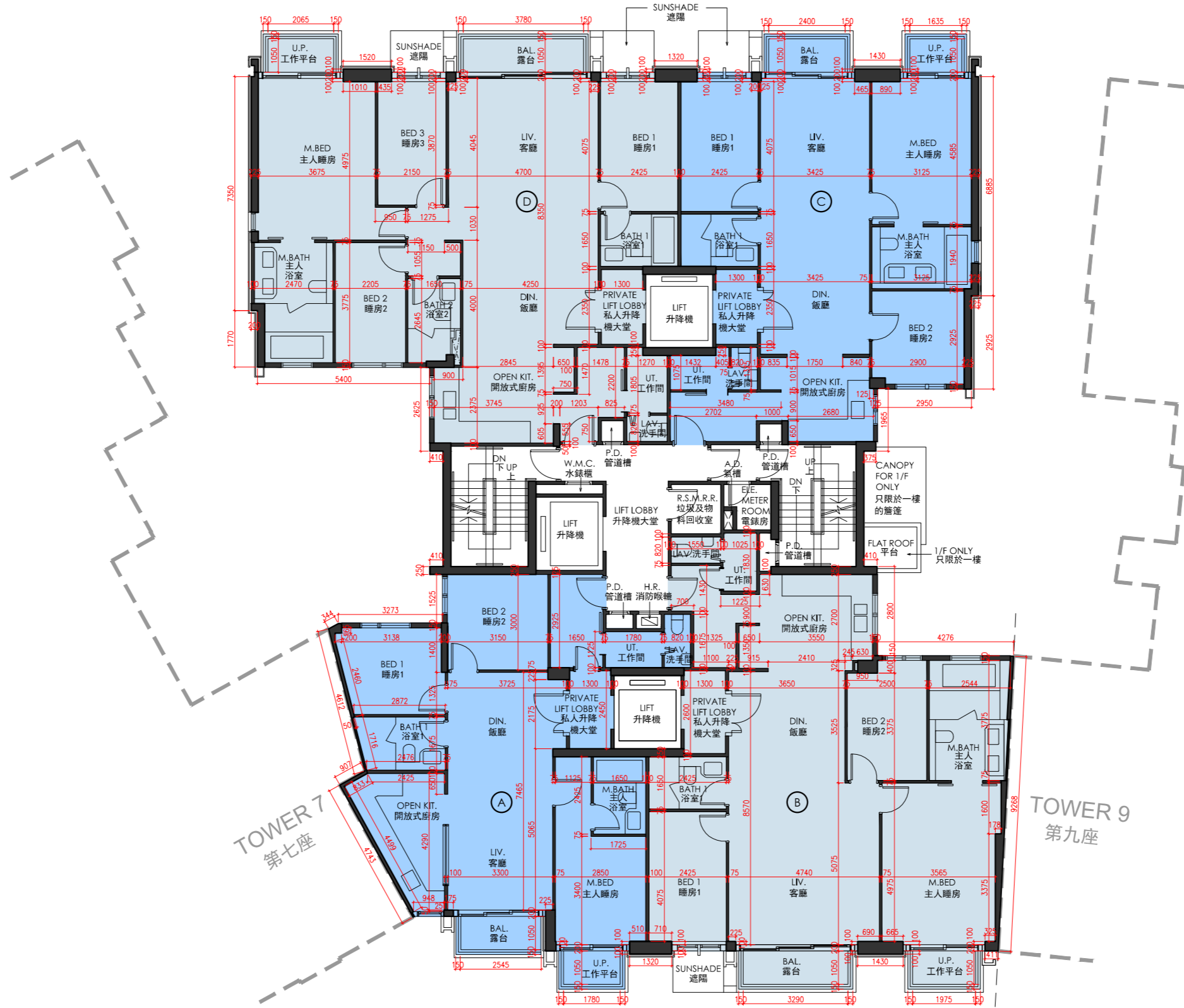
Notes:

- There may be architectural features and/or exposed pipes on external walls and/or windows of the residential units. For details, please refer to the latest approved building plans.
- Drainage pipes enclosed in cladding are installed at the external wall of the residential units. Also, drainage pipes will run through the flat roof, roof and/or garden of the residential units.
- The condensers of the VRV air-conditioners are located on Roof.
- There are ceiling bulkheads in living rooms, dining rooms, bedrooms, store, corridors, kitchens, air conditioning plant room and/or other rooms or areas of the residential units for the air-conditioning pipes and/or M&E services.
- The internal ceiling height within residential units may vary due to structural, architectural and/or decoration design variations.
- Some louvers that are installed at false ceilings may not be indicated on the floor plans.
- Balcony and utility platform are non-enclosed areas.
- Symbols of fittings and fitments such as bathtub, sink, water closet, shower, sink counter, etc. are prepared based on the latest approved building plans and are for general indication only.

備註:

- 住宅單位外牆裝飾板內設有喉管。喉管亦安裝於住宅單位之平台、天台及/或花園內。
- 部份住宅單位的露台及/或工作平台側之外牆裝飾板內設有公用喉管。公用喉管亦安裝於部份連平台及/或天台住宅單位之平台及/或天台內。
- VRV分體式空調冷氣機的冷凝器位於天台。
- 住宅單位客廳、飯廳、睡房、儲物室、走廊、廚房、冷氣機房及/或其他房間或空間的裝飾橫樑裝置冷氣喉管及/或機電設備。
- 住宅單位的天花高度將會因應其結構、建築設計及/或裝修設計上的需要而有差異。
- 部份百葉窗安裝於假天花之上且沒有於平面圖顯示。
- 露台及工作平台為不可封閉的地方。
- 樓面平面圖上所顯示的裝置符號，如浴缸、洗滌盆、座廁、花灑、洗滌盆櫃等乃按最新的經批准的建築圖則繪製，只作一般示意用途。

TOWER 8
第8座



TOWER 7
第七座

TOWER 9
第九座

1/F - 3/F FLOOR PLAN
1樓 - 3樓樓面平面圖

Scale 比例 | 0M/米 | 5M/米



FLOOR PLANS OF RESIDENTIAL PROPERTIES IN THE DEVELOPMENT
發展項目的住宅物業的樓面平面圖

TOWER 8
第8座

| Each Residential Property 每個住宅物業 | Floor 樓層 | Unit 單位 | A | B |
|---|-------------|------------|----------------------------|---------------------------------|
| Floor-to-Floor Height (mm) 層與層之間的高度 (毫米) | 5/F 5樓 | | 3380 | 3380 |
| Thickness of Floor Slab (excluding plaster) (mm) 樓板 (不包括灰泥) 的厚度 (毫米) | | | 150, 160, 200, 230, 260 | 150, 160, 175, 180, 200, 300 |

The internal areas of the residential properties on the upper floors will generally be slightly larger than those on the lower floors because of the reducing thickness of the structural walls on the upper floors.
因住宅物業的較高樓層結構牆的厚度遞減，較高樓層的內部面積，一般比較低樓層的內部面積稍大。

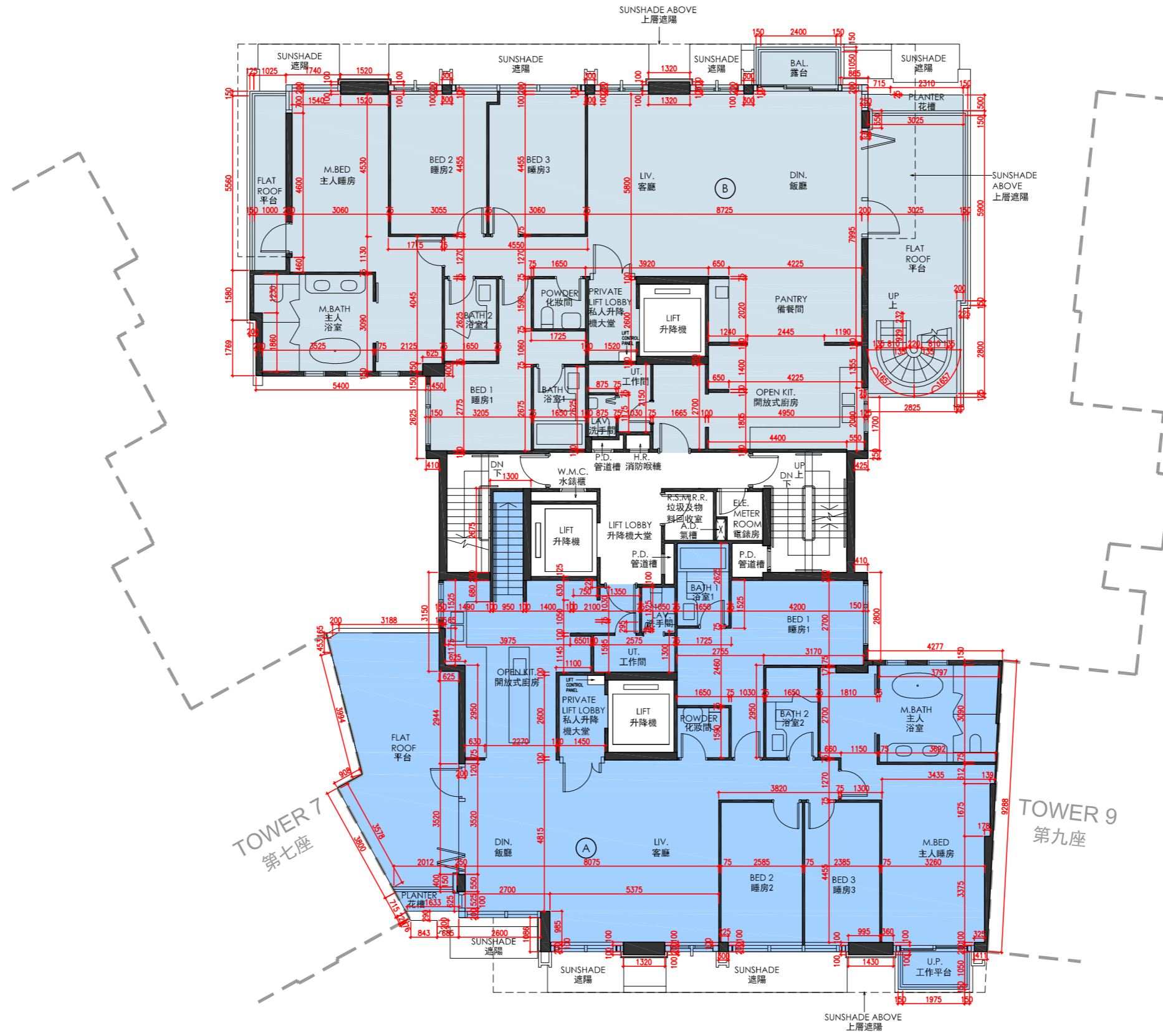
Notes:

- There may be architectural features and/or exposed pipes on external walls and/or windows of the residential units. For details, please refer to the latest approved building plans.
- Drainage pipes enclosed in cladding are installed at the external wall of the residential units. Also, drainage pipes will run through the flat roof, roof and/or garden of the residential units.
- The condensers of the VRV air-conditioners are located on Roof.
- There are ceiling bulkheads in living rooms, dining rooms, bedrooms, store, corridors, kitchens, air conditioning plant room and/or other rooms or areas of the residential units for the air-conditioning pipes and/or M&E services.
- The internal ceiling height within residential units may vary due to structural, architectural and/or decoration design variations.
- Some louvers that are installed at false ceilings may not be indicated on the floor plans.
- Balcony and utility platform are non-enclosed areas.
- Symbols of fittings and fitments such as bathtub, sink, water closet, shower, sink counter, etc. are prepared based on the latest approved building plans and are for general indication only.

備註:

- 住宅單位外牆裝飾板內設有喉管。喉管亦安裝於住宅單位之平台、天台及/或花園內。
- 部份住宅單位的露台及/或工作平台側之外牆裝飾板內設有公用喉管。公用喉管亦安裝於部份連平台及/或天台住宅單位之平台及/或天台內。
- VRV分體式空調冷氣機的冷凝器位於天台。
- 住宅單位客廳、飯廳、睡房、儲物室、走廊、廚房、冷氣機房及/或其他房間或空間的裝飾橫樑裝置冷氣喉管及/或機電設備。
- 住宅單位的天花高度將會因應其結構、建築設計及/或裝修設計上的需要而有差異。
- 部份百葉窗安裝於假天花之上且沒有於平面圖顯示。
- 露台及工作平台為不可封閉的地方。
- 樓面平面圖上所顯示的裝置符號，如浴缸、洗滌盆、座廁、花灑、洗滌盆櫃等乃按最新的經批准的建築圖則繪製，只作一般示意用途。

TOWER 8
第8座



5/F FLOOR PLAN
5樓樓面平面圖

Scale 比例 | 0M/米 | 5M/米



FLOOR PLANS OF RESIDENTIAL PROPERTIES IN THE DEVELOPMENT
發展項目的住宅物業的樓面平面圖

TOWER 8
第8座

| Each Residential Property 每個住宅物業 | Floor 樓層 | Unit 單位 | A | B |
|---|-------------|------------|-----------------------|-----------------------|
| Floor-to-Floor Height (mm) 層與層之間的高度 (毫米) | R/F 天台 | | Not Applicable 不適用 | Not Applicable 不適用 |
| Thickness of Floor Slab (excluding plaster) (mm) 樓板 (不包括灰泥) 的厚度 (毫米) | | | Not Applicable 不適用 | Not Applicable 不適用 |

The internal areas of the residential properties on the upper floors will generally be slightly larger than those on the lower floors because of the reducing thickness of the structural walls on the upper floors.
因住宅物業的較高樓層結構牆的厚度遞減，較高樓層的內部面積，一般比較低樓層的內部面積稍大。

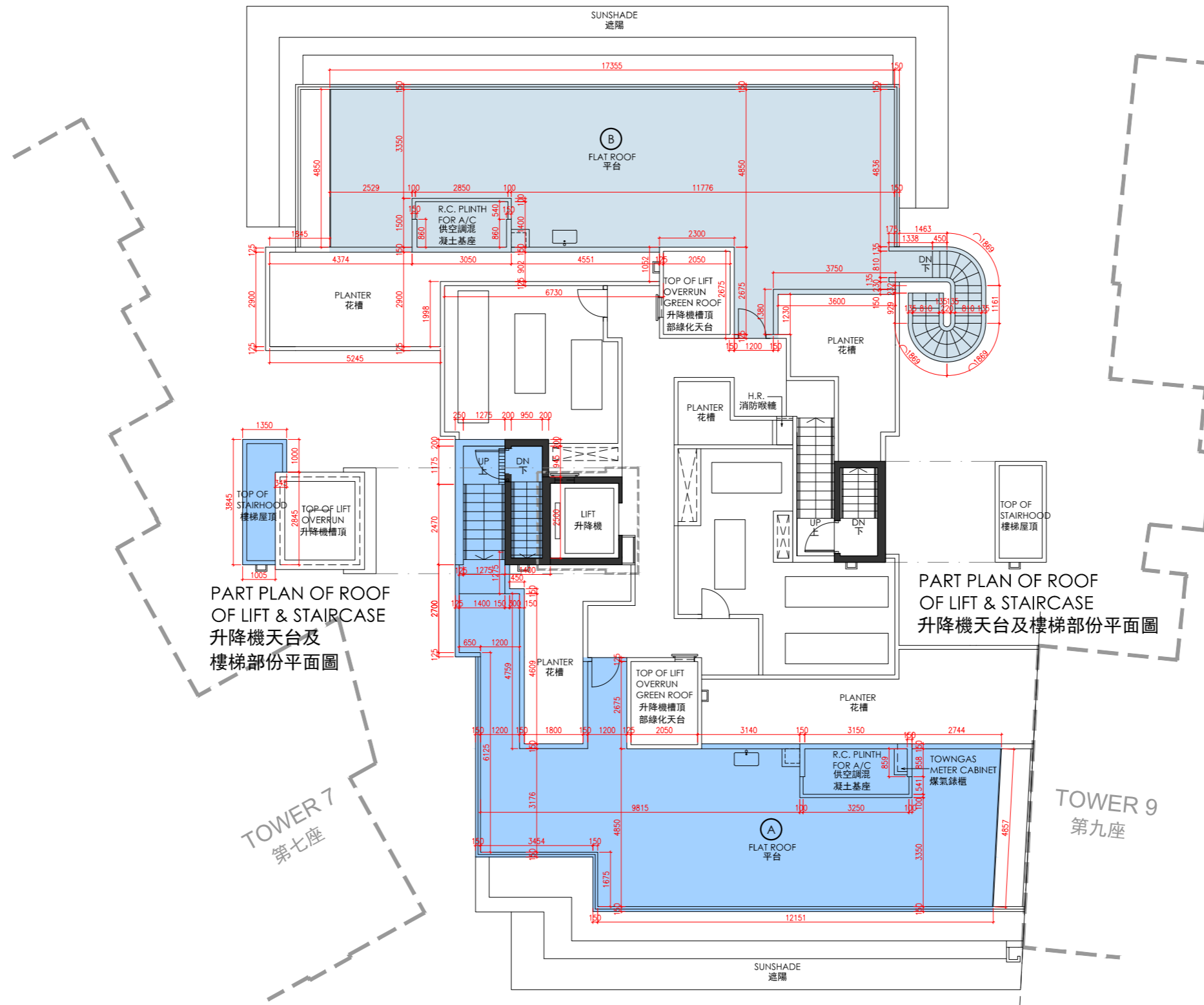
Notes:

- There may be architectural features and/or exposed pipes on external walls and/or windows of the residential units. For details, please refer to the latest approved building plans.
- Drainage pipes enclosed in cladding are installed at the external wall of the residential units. Also, drainage pipes will run through the flat roof, roof and/or garden of the residential units.
- The condensers of the VRV air-conditioners are located on Roof.
- There are ceiling bulkheads in living rooms, dining rooms, bedrooms, store, corridors, kitchens, air conditioning plant room and/or other rooms or areas of the residential units for the air-conditioning pipes and/or M&E services.
- The internal ceiling height within residential units may vary due to structural, architectural and/or decoration design variations.
- Some louvers that are installed at false ceilings may not be indicated on the floor plans.
- Balcony and utility platform are non-enclosed areas.
- Symbols of fittings and fitments such as bathtub, sink, water closet, shower, sink counter, etc. are prepared based on the latest approved building plans and are for general indication only.

備註:

- 住宅單位外牆裝飾板內設有喉管。喉管亦安裝於住宅單位之平台、天台及/或花園內。
- 部份住宅單位的露台及/或工作平台側之外牆裝飾板內設有公用喉管。公用喉管亦安裝於部份連平台及/或天台住宅單位之平台及/或天台內。
- VRV分體式空調冷氣機的冷凝器位於天台。
- 住宅單位客廳、飯廳、睡房、儲物室、走廊、廚房、冷氣機房及/或其他房間或空間的裝飾橫樑裝置冷氣喉管及/或機電設備。
- 住宅單位的天花高度將會因應其結構、建築設計及/或裝修設計上的需要而有差異。
- 部份百葉窗安裝於假天花之上且沒有於平面圖顯示。
- 露台及工作平台為不可封閉的地方。
- 樓面平面圖上所顯示的裝置符號，如浴缸、洗滌盆、座廁、花灑、洗滌盆櫃等乃按最新的經批准的建築圖則繪製，只作一般示意用途。

TOWER 8
第8座



ROOF FLOOR PLAN
天台樓面平面圖

Scale 比例 0M/米 5M/米



FLOOR PLANS OF RESIDENTIAL PROPERTIES IN THE DEVELOPMENT
發展項目的住宅物業的樓面平面圖

TOWER 9
第9座

| Each Residential Property 每個住宅物業 | Floor 樓層 | Unit 單位 | A | B | C | D |
|---|-------------|------------|--------------------|------------|---------------|------------|
| Floor-to-Floor Height (mm) 層與層之間的高度 (毫米) | G/F 地下 | | 2980, 3380 | 2980, 3380 | 2980, 3380 | 2980, 3380 |
| Thickness of Floor Slab (excluding plaster) (mm) 樓板 (不包括灰泥) 的厚度 (毫米) | | | 150, 175, 200, 250 | 150 | 150, 165, 175 | 150 |

The internal areas of the residential properties on the upper floors will generally be slightly larger than those on the lower floors because of the reducing thickness of the structural walls on the upper floors.
因住宅物業的較高樓層結構牆的厚度遞減，較高樓層的內部面積，一般比較低樓層的內部面積稍大。

Notes:

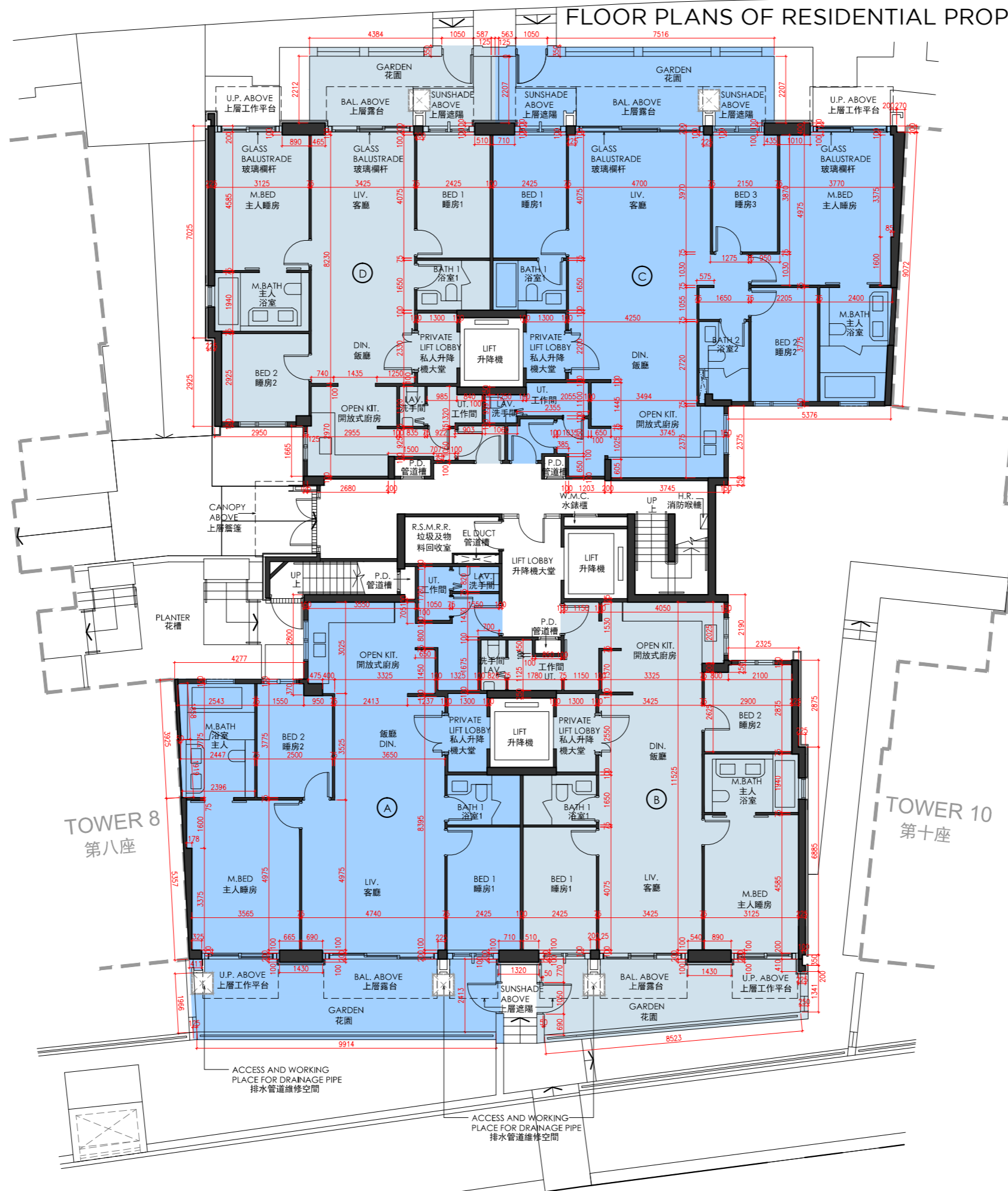
1. There may be architectural features and/or exposed pipes on external walls and/or windows of the residential units. For details, please refer to the latest approved building plans.
2. Drainage pipes enclosed in cladding are installed at the external wall of the residential units. Also, drainage pipes will run through the flat roof, roof and/or garden of the residential units.
3. The condensers of the VRV air-conditioners are located on Roof.
4. There are ceiling bulkheads in living rooms, dining rooms, bedrooms, store, corridors, kitchens, air conditioning plant room and/or other rooms or areas of the residential units for the air-conditioning pipes and/or M&E services.
5. The internal ceiling height within residential units may vary due to structural, architectural and/or decoration design variations.
6. Some louvers that are installed at false ceilings may not be indicated on the floor plans.
7. Balcony and utility platform are non-enclosed areas.
8. Symbols of fittings and fitments such as bathtub, sink, water closet, shower, sink counter, etc. are prepared based on the latest approved building plans and are for general indication only.

備註:

1. 住宅單位外牆裝飾板內設有喉管。喉管亦安裝於住宅單位之平台、天台及/或花園內。
2. 部份住宅單位的露台及/或工作平台側之外牆裝飾板內設有公用喉管。公用喉管亦安裝於部份連平台及/或天台住宅單位之平台及/或天台內。
3. VRV分體式空調冷氣機的冷凝器位於天台。
4. 住宅單位客廳、飯廳、睡房、儲物室、走廊、廚房、冷氣機房及/或其他房間或空間的裝飾橫樑裝置冷氣喉管及/或機電設備。
5. 住宅單位的天花高度將會因應其結構、建築設計及/或裝修設計上的需要而有差異。
6. 部份百葉窗安裝於假天花之上且沒有於平面圖顯示。
7. 露台及工作平台為不可封閉的地方。
8. 樓面平面圖上所顯示的裝置符號，如浴缸、洗滌盆、座廁、花灑、洗滌盆櫃等乃按最新的經批准的建築圖則繪製，只作一般示意用途。

TOWER 9
第9座

FLOOR PLANS OF RESIDENTIAL PROPERTIES IN THE DEVELOPMENT
發展項目的住宅物業的樓面平面圖



TOWER 8
第八座

TOWER 10
第十座

G/F FLOOR PLAN
地下樓面平面圖

Scale 比例 0M/米 5M/米



FLOOR PLANS OF RESIDENTIAL PROPERTIES IN THE DEVELOPMENT
發展項目的住宅物業的樓面平面圖

TOWER 9
第9座

| Each Residential Property 每個住宅物業 | Floor 樓層 | Unit 單位 | A | B | C | D |
|---|----------------------|------------|--------------------|---------------------------|---------------|---------------------------|
| Floor-to-Floor Height (mm) 層與層之間的高度 (毫米) | 1/F - 2/F 1樓 - 2樓 | | 2980, 3380 | 2980, 3380 | 2980, 3380 | 2980, 3380 |
| Thickness of Floor Slab (excluding plaster) (mm) 樓板 (不包括灰泥) 的厚度 (毫米) | | | 150, 175, 200, 250 | 150 | 150, 165, 175 | 150 |
| Floor-to-Floor Height (mm) 層與層之間的高度 (毫米) | 3/F 3樓 | | 3030, 3380 | 2980, 3030, 3330, 3380 | 3030, 3380 | 2980, 3030, 3330, 3380 |
| Thickness of Floor Slab (excluding plaster) (mm) 樓板 (不包括灰泥) 的厚度 (毫米) | | | 150, 175, 200, 250 | 150 | 150, 165, 175 | 150 |

The internal areas of the residential properties on the upper floors will generally be slightly larger than those on the lower floors because of the reducing thickness of the structural walls on the upper floors.
因住宅物業的較高樓層結構牆的厚度遞減，較高樓層的內部面積，一般比較低樓層的內部面積稍大。

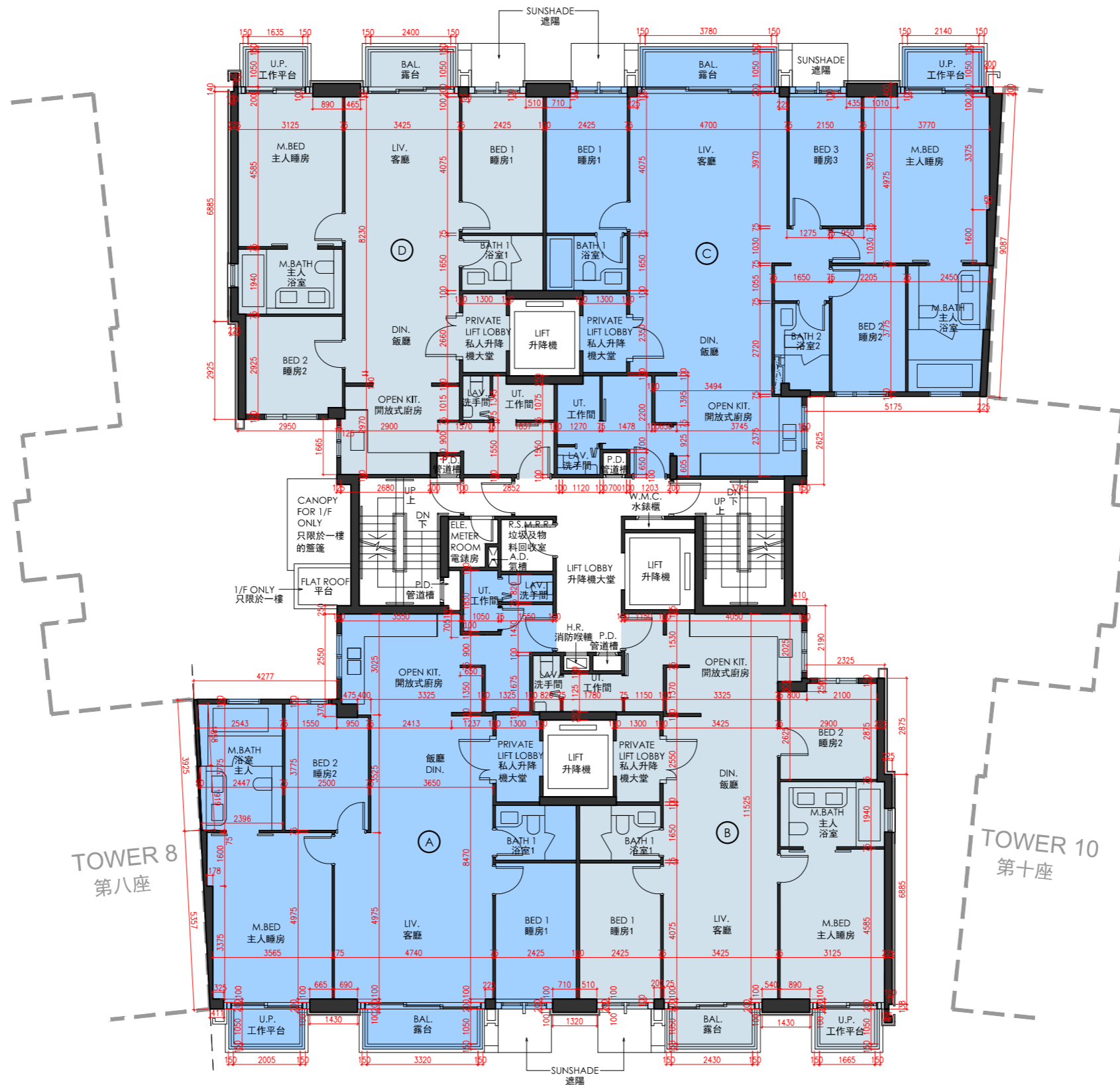
Notes:

- There may be architectural features and/or exposed pipes on external walls and/or windows of the residential units. For details, please refer to the latest approved building plans.
- Drainage pipes enclosed in cladding are installed at the external wall of the residential units. Also, drainage pipes will run through the flat roof, roof and/or garden of the residential units.
- The condensers of the VRV air-conditioners are located on Roof.
- There are ceiling bulkheads in living rooms, dining rooms, bedrooms, store, corridors, kitchens, air conditioning plant room and/or other rooms or areas of the residential units for the air-conditioning pipes and/or M&E services.
- The internal ceiling height within residential units may vary due to structural, architectural and/or decoration design variations.
- Some louvers that are installed at false ceilings may not be indicated on the floor plans.
- Balcony and utility platform are non-enclosed areas.
- Symbols of fittings and fitments such as bathtub, sink, water closet, shower, sink counter, etc. are prepared based on the latest approved building plans and are for general indication only.

備註:

- 住宅單位外牆裝飾板內設有喉管。喉管亦安裝於住宅單位之平台、天台及/或花園內。
- 部份住宅單位的露台及/或工作平台側之外牆裝飾板內設有公用喉管。公用喉管亦安裝於部份連平台及/或天台住宅單位之平台及/或天台內。
- VRV分體式空調冷氣機的冷凝器位於天台。
- 住宅單位客廳、飯廳、睡房、儲物室、走廊、廚房、冷氣機房及/或其他房間或空間的裝飾橫樑裝置冷氣喉管及/或機電設備。
- 住宅單位的天花高度將會因應其結構、建築設計及/或裝修設計上的需要而有差異。
- 部份百葉窗安裝於假天花之上且沒有於平面圖顯示。
- 露台及工作平台為不可封閉的地方。
- 樓面平面圖上所顯示的裝置符號，如浴缸、洗滌盆、座廁、花灑、洗滌盆櫃等乃按最新的經批准的建築圖則繪製，只作一般示意用途。

TOWER 9
第9座



TOWER 8
第八座

TOWER 10
第十座

1/F - 3/F FLOOR PLAN
1樓 - 3樓樓面平面圖

Scale 比例 | 0M/米 | 5M/米



FLOOR PLANS OF RESIDENTIAL PROPERTIES IN THE DEVELOPMENT
發展項目的住宅物業的樓面平面圖

TOWER 9
第9座

| Each Residential Property 每個住宅物業 | Floor 樓層 | Unit 單位 | A | B |
|---|-------------|------------|---------------------------------|----------------------------|
| Floor-to-Floor Height (mm) 層與層之間的高度 (毫米) | 5/F 5樓 | | 3380 | 3380 |
| Thickness of Floor Slab (excluding plaster) (mm) 樓板 (不包括灰泥) 的厚度 (毫米) | | | 150, 160, 175, 180, 200, 260 | 150, 160, 200, 230, 260 |

The internal areas of the residential properties on the upper floors will generally be slightly larger than those on the lower floors because of the reducing thickness of the structural walls on the upper floors.
因住宅物業的較高樓層結構牆的厚度遞減，較高樓層的內部面積，一般比較低樓層的內部面積稍大。

Notes:

- There may be architectural features and/or exposed pipes on external walls and/or windows of the residential units. For details, please refer to the latest approved building plans.
- Drainage pipes enclosed in cladding are installed at the external wall of the residential units. Also, drainage pipes will run through the flat roof, roof and/or garden of the residential units.
- The condensers of the VRV air-conditioners are located on Roof.
- There are ceiling bulkheads in living rooms, dining rooms, bedrooms, store, corridors, kitchens, air conditioning plant room and/or other rooms or areas of the residential units for the air-conditioning pipes and/or M&E services.
- The internal ceiling height within residential units may vary due to structural, architectural and/or decoration design variations.
- Some louvers that are installed at false ceilings may not be indicated on the floor plans.
- Balcony and utility platform are non-enclosed areas.
- Symbols of fittings and fitments such as bathtub, sink, water closet, shower, sink counter, etc. are prepared based on the latest approved building plans and are for general indication only.
- Alteration(s) to the Unit A on 5/F of Tower 9 are made by way of minor works and/or exempted works under the Buildings Ordinance. Such alteration(s) includes 1) Altering the door of the Kitchen. The altered layout has been indicated and clouded in red on the AS-IS Layout Floor Plan after the 5/F Floor Plan of Tower 9.

備註:

- 住宅單位外牆裝飾板內設有喉管。喉管亦安裝於住宅單位之平台、天台及/或花園內。
- 部份住宅單位的露台及/或工作平台側之外牆裝飾板內設有公用喉管。公用喉管亦安裝於部份連平台及/或天台住宅單位之平台及/或天台內。
- VRV分體式空調冷氣機的冷凝器位於天台。
- 住宅單位客廳、飯廳、睡房、儲物室、走廊、廚房、冷氣機房及/或其他房間或空間的裝飾橫樑裝置冷氣喉管及/或機電設備。
- 住宅單位的天花高度將會因應其結構、建築設計及/或裝修設計上的需要而有差異。
- 部份百葉窗安裝於假天花之上且沒有於平面圖顯示。
- 露台及工作平台為不可封閉的地方。
- 樓面平面圖上所顯示的裝置符號，如浴缸、洗滌盆、座廁、花灑、洗滌盆櫃等乃按最新的經批准的建築圖則繪製，只作一般示意用途。
- 第9座5樓A單位已進行《建築物條例》下的小型工程及/或獲豁免入則的改動工程，該改動包括 1)改動廚房之門。有關已改動布局已於第9座5樓樓面平面圖後之現狀間隔樓面平面圖標示及以紅線環繞標示出來。

TOWER 9
第9座



TOWER 8
第八座

TOWER 10
第十座

5/F FLOOR PLAN
5樓樓面平面圖



FLOOR PLANS OF RESIDENTIAL PROPERTIES IN THE DEVELOPMENT
發展項目的住宅物業的樓面平面圖

TOWER 9
第9座

| Each Residential Property 每個住宅物業 | Floor 樓層 | Unit 單位 | A | B |
|---|-------------|------------|---------------------------------|----------------------------|
| Floor-to-Floor Height (mm) 層與層之間的高度 (毫米) | 5/F 5樓 | | 3380 | 3380 |
| Thickness of Floor Slab (excluding plaster) (mm) 樓板 (不包括灰泥) 的厚度 (毫米) | | | 150, 160, 175, 180, 200, 260 | 150, 160, 200, 230, 260 |

The internal areas of the residential properties on the upper floors will generally be slightly larger than those on the lower floors because of the reducing thickness of the structural walls on the upper floors.
因住宅物業的較高樓層結構牆的厚度遞減，較高樓層的內部面積，一般比較低樓層的內部面積稍大。

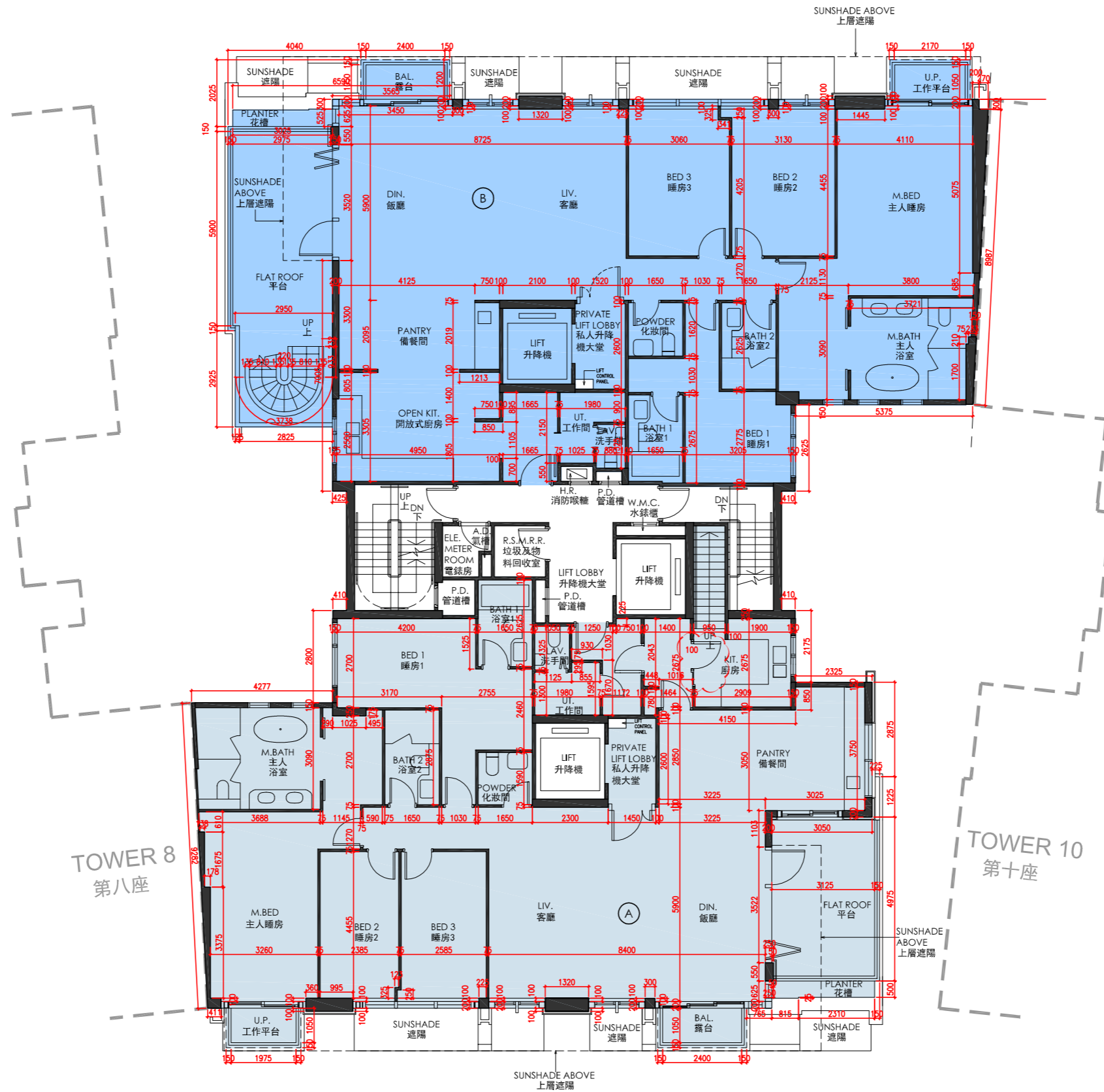
Notes:

- There may be architectural features and/or exposed pipes on external walls and/or windows of the residential units. For details, please refer to the latest approved building plans.
- Drainage pipes enclosed in cladding are installed at the external wall of the residential units. Also, drainage pipes will run through the flat roof, roof and/or garden of the residential units.
- The condensers of the VRV air-conditioners are located on Roof.
- There are ceiling bulkheads in living rooms, dining rooms, bedrooms, store, corridors, kitchens, air conditioning plant room and/or other rooms or areas of the residential units for the air-conditioning pipes and/or M&E services.
- The internal ceiling height within residential units may vary due to structural, architectural and/or decoration design variations.
- Some louvers that are installed at false ceilings may not be indicated on the floor plans.
- Balcony and utility platform are non-enclosed areas.
- Symbols of fittings and fitments such as bathtub, sink, water closet, shower, sink counter, etc. are prepared based on the latest approved building plans and are for general indication only.

備註:

- 住宅單位外牆裝飾板內設有喉管。喉管亦安裝於住宅單位之平台、天台及/或花園內。
- 部份住宅單位的露台及/或工作平台側之外牆裝飾板內設有公用喉管。公用喉管亦安裝於部份連平台及/或天台住宅單位之平台及/或天台內。
- VRV分體式空調冷氣機的冷凝器位於天台。
- 住宅單位客廳、飯廳、睡房、儲物室、走廊、廚房、冷氣機房及/或其他房間或空間的裝飾橫樑裝置冷氣喉管及/或機電設備。
- 住宅單位的天花高度將會因應其結構、建築設計及/或裝修設計上的需要而有差異。
- 部份百葉窗安裝於假天花之上且沒有於平面圖顯示。
- 露台及工作平台為不可封閉的地方。
- 樓面平面圖上所顯示的裝置符號，如浴缸、洗滌盆、座廁、花灑、洗滌盆櫃等乃按最新的經批准的建築圖則繪製，只作一般示意用途。

TOWER 9
第9座



TOWER 8
第八座

TOWER 10
第十座

5/F AS-IS LAYOUT FLOOR PLAN
5樓現狀間隔樓面平面圖

Scale 比例 | 0M/米 | 5M/米



FLOOR PLANS OF RESIDENTIAL PROPERTIES IN THE DEVELOPMENT
發展項目的住宅物業的樓面平面圖

TOWER 9
第9座

| Each Residential Property 每個住宅物業 | Floor 樓層 | Unit 單位 | A | B |
|---|-------------|------------|-----------------------|-----------------------|
| Floor-to-Floor Height (mm) 層與層之間的高度 (毫米) | R/F 天台 | | Not Applicable 不適用 | Not Applicable 不適用 |
| Thickness of Floor Slab (excluding plaster) (mm) 樓板 (不包括灰泥) 的厚度 (毫米) | | | Not Applicable 不適用 | Not Applicable 不適用 |

The internal areas of the residential properties on the upper floors will generally be slightly larger than those on the lower floors because of the reducing thickness of the structural walls on the upper floors.
因住宅物業的較高樓層結構牆的厚度遞減，較高樓層的內部面積，一般比較低樓層的內部面積稍大。

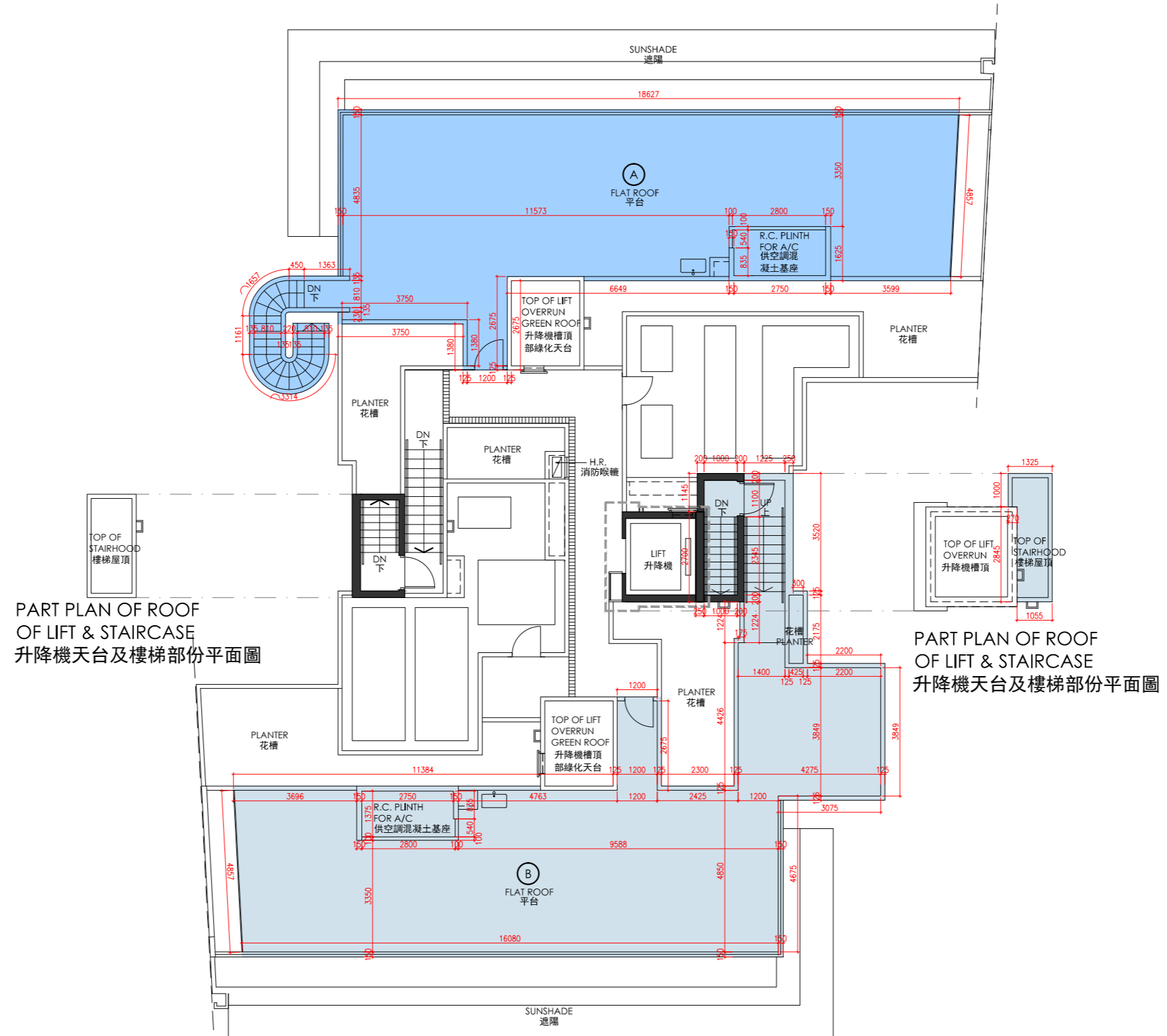
Notes:

- There may be architectural features and/or exposed pipes on external walls and/or windows of the residential units. For details, please refer to the latest approved building plans.
- Drainage pipes enclosed in cladding are installed at the external wall of the residential units. Also, drainage pipes will run through the flat roof, roof and/or garden of the residential units.
- The condensers of the VRV air-conditioners are located on Roof.
- There are ceiling bulkheads in living rooms, dining rooms, bedrooms, store, corridors, kitchens, air conditioning plant room and/or other rooms or areas of the residential units for the air-conditioning pipes and/or M&E services.
- The internal ceiling height within residential units may vary due to structural, architectural and/or decoration design variations.
- Some louvers that are installed at false ceilings may not be indicated on the floor plans.
- Balcony and utility platform are non-enclosed areas.
- Symbols of fittings and fitments such as bathtub, sink, water closet, shower, sink counter, etc. are prepared based on the latest approved building plans and are for general indication only.

備註:

- 住宅單位外牆裝飾板內設有喉管。喉管亦安裝於住宅單位之平台、天台及/或花園內。
- 部份住宅單位的露台及/或工作平台側之外牆裝飾板內設有公用喉管。公用喉管亦安裝於部份連平台及/或天台住宅單位之平台及/或天台內。
- VRV分體式空調冷氣機的冷凝器位於天台。
- 住宅單位客廳、飯廳、睡房、儲物室、走廊、廚房、冷氣機房及/或其他房間或空間的裝飾橫樑裝置冷氣喉管及/或機電設備。
- 住宅單位的天花高度將會因應其結構、建築設計及/或裝修設計上的需要而有差異。
- 部份百葉窗安裝於假天花之上且沒有於平面圖顯示。
- 露台及工作平台為不可封閉的地方。
- 樓面平面圖上所顯示的裝置符號，如浴缸、洗滌盆、座廁、花灑、洗滌盆櫃等乃按最新的經批准的建築圖則繪製，只作一般示意用途。

TOWER 9
第9座



ROOF FLOOR PLAN
天台樓面平面圖

Scale 比例 0M/米 5M/米



FLOOR PLANS OF RESIDENTIAL PROPERTIES IN THE DEVELOPMENT
發展項目的住宅物業的樓面平面圖

TOWER 10
第10座

| Each Residential Property 每個住宅物業 | Floor 樓層 | Unit 單位 | A | B | C | D |
|---|-------------|------------|---------------------------|---------------------------|---------------------------|---------------------------|
| Floor-to-Floor Height (mm) 層與層之間的高度 (毫米) | G/F 地下 | | 2980, 3030, 3330, 3380 | 2980, 3030, 3330, 3380 | 2980, 3030, 3330, 3380 | 2980, 3030, 3330, 3380 |
| Thickness of Floor Slab (excluding plaster) (mm) 樓板 (不包括灰泥) 的厚度 (毫米) | | | 150 | 150, 175, 250 | 150 | 150, 165, 175 |

The internal areas of the residential properties on the upper floors will generally be slightly larger than those on the lower floors because of the reducing thickness of the structural walls on the upper floors.
因住宅物業的較高樓層結構牆的厚度遞減，較高樓層的內部面積，一般比較低樓層的內部面積稍大。

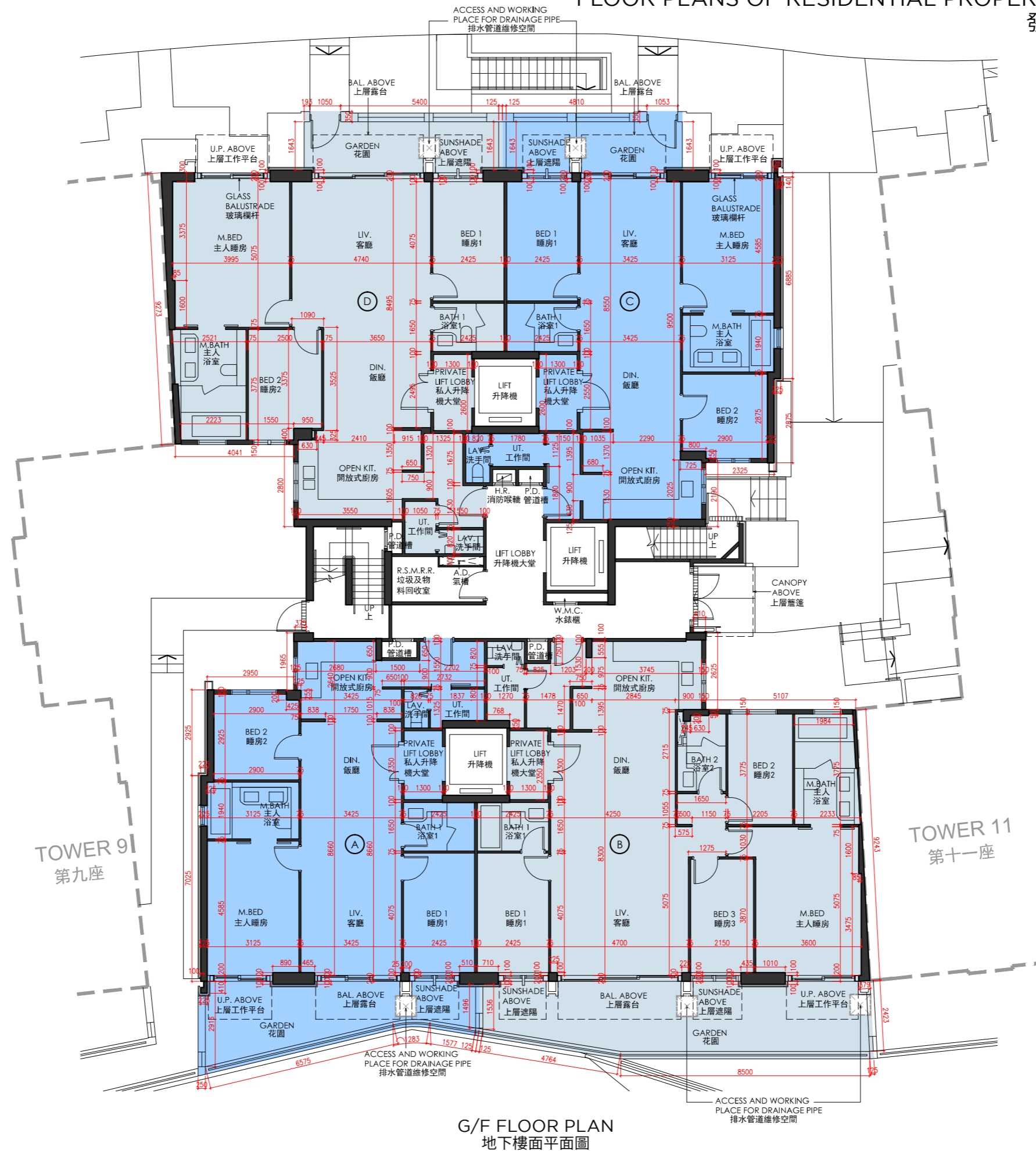
Notes:

- There may be architectural features and/or exposed pipes on external walls and/or windows of the residential units. For details, please refer to the latest approved building plans.
- Drainage pipes enclosed in cladding are installed at the external wall of the residential units. Also, drainage pipes will run through the flat roof, roof and/or garden of the residential units.
- The condensers of the VRV air-conditioners are located on Roof.
- There are ceiling bulkheads in living rooms, dining rooms, bedrooms, store, corridors, kitchens, air conditioning plant room and/or other rooms or areas of the residential units for the air-conditioning pipes and/or M&E services.
- The internal ceiling height within residential units may vary due to structural, architectural and/or decoration design variations.
- Some louvers that are installed at false ceilings may not be indicated on the floor plans.
- Balcony and utility platform are non-enclosed areas.
- Symbols of fittings and fitments such as bathtub, sink, water closet, shower, sink counter, etc. are prepared based on the latest approved building plans and are for general indication only.

備註:

- 住宅單位外牆裝飾板內設有喉管。喉管亦安裝於住宅單位之平台、天台及/或花園內。
- 部份住宅單位的露台及/或工作平台側之外牆裝飾板內設有公用喉管。公用喉管亦安裝於部份連平台及/或天台住宅單位之平台及/或天台內。
- VRV分體式空調冷氣機的冷凝器位於天台。
- 住宅單位客廳、飯廳、睡房、儲物室、走廊、廚房、冷氣機房及/或其他房間或空間的裝飾橫樑裝置冷氣喉管及/或機電設備。
- 住宅單位的天花高度將會因應其結構、建築設計及/或裝修設計上的需要而有差異。
- 部份百葉窗安裝於假天花之上且沒有於平面圖顯示。
- 露台及工作平台為不可封閉的地方。
- 樓面平面圖上所顯示的裝置符號，如浴缸、洗滌盆、座廁、花灑、洗滌盆櫃等乃按最新的經批准的建築圖則繪製，只作一般示意用途。

TOWER 10
第10座



G/F FLOOR PLAN
地下樓面平面圖

Scale 比例 | 0M/米 | 5M/米



FLOOR PLANS OF RESIDENTIAL PROPERTIES IN THE DEVELOPMENT
發展項目的住宅物業的樓面平面圖

TOWER 10
第10座

| Each Residential Property 每個住宅物業 | Floor 樓層 | Unit 單位 | A | B | C | D |
|---|----------------------|------------|---------------------------|---------------------------|---------------------------|---------------------------|
| Floor-to-Floor Height (mm) 層與層之間的高度 (毫米) | 1/F - 2/F 1樓 - 2樓 | | 2980, 3030, 3330, 3380 | 2980, 3030, 3330, 3380 | 2980, 3030, 3330, 3380 | 2980, 3030, 3330, 3380 |
| Thickness of Floor Slab (excluding plaster) (mm) 樓板 (不包括灰泥) 的厚度 (毫米) | | | 150 | 150, 175, 250 | 150 | 150, 165, 175 |
| Floor-to-Floor Height (mm) 層與層之間的高度 (毫米) | 3/F 3樓 | | 3330, 3380 | 2980, 3330, 3380 | 3330, 3380 | 2980, 3330, 3380 |
| Thickness of Floor Slab (excluding plaster) (mm) 樓板 (不包括灰泥) 的厚度 (毫米) | | | 150 | 150, 175, 250 | 150 | 150, 165, 175 |

The internal areas of the residential properties on the upper floors will generally be slightly larger than those on the lower floors because of the reducing thickness of the structural walls on the upper floors.
因住宅物業的較高樓層結構牆的厚度遞減，較高樓層的內部面積，一般比較低樓層的內部面積稍大。

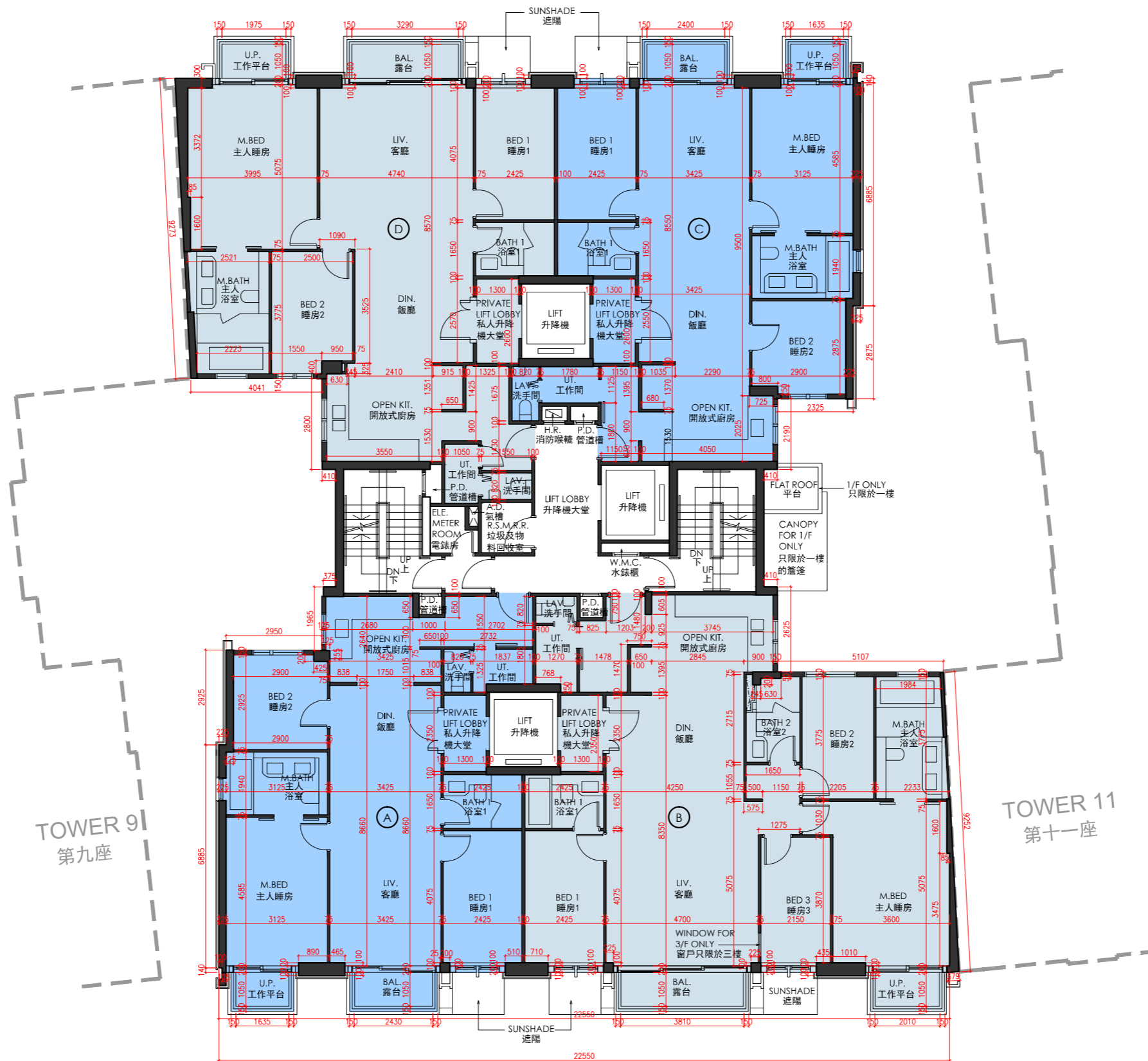
Notes:

- There may be architectural features and/or exposed pipes on external walls and/or windows of the residential units. For details, please refer to the latest approved building plans.
- Drainage pipes enclosed in cladding are installed at the external wall of the residential units. Also, drainage pipes will run through the flat roof, roof and/or garden of the residential units.
- The condensers of the VRV air-conditioners are located on Roof.
- There are ceiling bulkheads in living rooms, dining rooms, bedrooms, store, corridors, kitchens, air conditioning plant room and/or other rooms or areas of the residential units for the air-conditioning pipes and/or M&E services.
- The internal ceiling height within residential units may vary due to structural, architectural and/or decoration design variations.
- Some louvers that are installed at false ceilings may not be indicated on the floor plans.
- Balcony and utility platform are non-enclosed areas.
- Symbols of fittings and fitments such as bathtub, sink, water closet, shower, sink counter, etc. are prepared based on the latest approved building plans and are for general indication only.

備註:

- 住宅單位外牆裝飾板內設有喉管。喉管亦安裝於住宅單位之平台、天台及/或花園內。
- 部份住宅單位的露台及/或工作平台側之外牆裝飾板內設有公用喉管。公用喉管亦安裝於部份連平台及/或天台住宅單位之平台及/或天台內。
- VRV分體式空調冷氣機的冷凝器位於天台。
- 住宅單位客廳、飯廳、睡房、儲物室、走廊、廚房、冷氣機房及/或其他房間或空間的裝飾橫樑裝置冷氣喉管及/或機電設備。
- 住宅單位的天花高度將會因應其結構、建築設計及/或裝修設計上的需要而有差異。
- 部份百葉窗安裝於假天花之上且沒有於平面圖顯示。
- 露台及工作平台為不可封閉的地方。
- 樓面平面圖上所顯示的裝置符號，如浴缸、洗滌盆、座廁、花灑、洗滌盆櫃等乃按最新的經批准的建築圖則繪製，只作一般示意用途。

TOWER 10
第10座



TOWER 9
第九座

TOWER 11
第十一座

1/F - 3/F FLOOR PLAN
1樓 - 3樓樓面平面圖

Scale 比例 | 0M/米 | 5M/米



FLOOR PLANS OF RESIDENTIAL PROPERTIES IN THE DEVELOPMENT
發展項目的住宅物業的樓面平面圖

TOWER 10
第10座

| Each Residential Property 每個住宅物業 | Floor 樓層 | Unit 單位 | A | B |
|---|-------------|------------|--------------------|---------------------------------|
| Floor-to-Floor Height (mm) 層與層之間的高度 (毫米) | 5/F 5樓 | | 3380 | 3380 |
| Thickness of Floor Slab (excluding plaster) (mm) 樓板 (不包括灰泥) 的厚度 (毫米) | | | 150, 160, 230, 260 | 150, 160, 175, 180, 200, 260 |

The internal areas of the residential properties on the upper floors will generally be slightly larger than those on the lower floors because of the reducing thickness of the structural walls on the upper floors.
因住宅物業的較高樓層結構牆的厚度遞減，較高樓層的內部面積，一般比較低樓層的內部面積稍大。

Notes:

- There may be architectural features and/or exposed pipes on external walls and/or windows of the residential units. For details, please refer to the latest approved building plans.
- Drainage pipes enclosed in cladding are installed at the external wall of the residential units. Also, drainage pipes will run through the flat roof, roof and/or garden of the residential units.
- The condensers of the VRV air-conditioners are located on Roof.
- There are ceiling bulkheads in living rooms, dining rooms, bedrooms, store, corridors, kitchens, air conditioning plant room and/or other rooms or areas of the residential units for the air-conditioning pipes and/or M&E services.
- The internal ceiling height within residential units may vary due to structural, architectural and/or decoration design variations.
- Some louvers that are installed at false ceilings may not be indicated on the floor plans.
- Balcony and utility platform are non-enclosed areas.
- Symbols of fittings and fitments such as bathtub, sink, water closet, shower, sink counter, etc. are prepared based on the latest approved building plans and are for general indication only.

備註:

- 住宅單位外牆裝飾板內設有喉管。喉管亦安裝於住宅單位之平台、天台及/或花園內。
- 部份住宅單位的露台及/或工作平台側之外牆裝飾板內設有公用喉管。公用喉管亦安裝於部份連平台及/或天台住宅單位之平台及/或天台內。
- VRV分體式空調冷氣機的冷凝器位於天台。
- 住宅單位客廳、飯廳、睡房、儲物室、走廊、廚房、冷氣機房及/或其他房間或空間的裝飾橫樑裝置冷氣喉管及/或機電設備。
- 住宅單位的天花高度將會因應其結構、建築設計及/或裝修設計上的需要而有差異。
- 部份百葉窗安裝於假天花之上且沒有於平面圖顯示。
- 露台及工作平台為不可封閉的地方。
- 樓面平面圖上所顯示的裝置符號，如浴缸、洗滌盆、座廁、花灑、洗滌盆櫃等乃按最新的經批准的建築圖則繪製，只作一般示意用途。

TOWER 10
第10座




TOWER 9
第九座

TOWER 11
第十一座

5/F FLOOR PLAN
5樓樓面平面圖

Scale 比例 | 0M/米 | 5M/米



FLOOR PLANS OF RESIDENTIAL PROPERTIES IN THE DEVELOPMENT
發展項目的住宅物業的樓面平面圖

TOWER 10
第10座

| Each Residential Property 每個住宅物業 | Floor 樓層 | Unit 單位 | A | B |
|---|-------------|------------|-----------------------|-----------------------|
| Floor-to-Floor Height (mm) 層與層之間的高度 (毫米) | R/F 天台 | | Not Applicable 不適用 | Not Applicable 不適用 |
| Thickness of Floor Slab (excluding plaster) (mm) 樓板 (不包括灰泥) 的厚度 (毫米) | | | Not Applicable 不適用 | Not Applicable 不適用 |

The internal areas of the residential properties on the upper floors will generally be slightly larger than those on the lower floors because of the reducing thickness of the structural walls on the upper floors.
因住宅物業的較高樓層結構牆的厚度遞減，較高樓層的內部面積，一般比較低樓層的內部面積稍大。

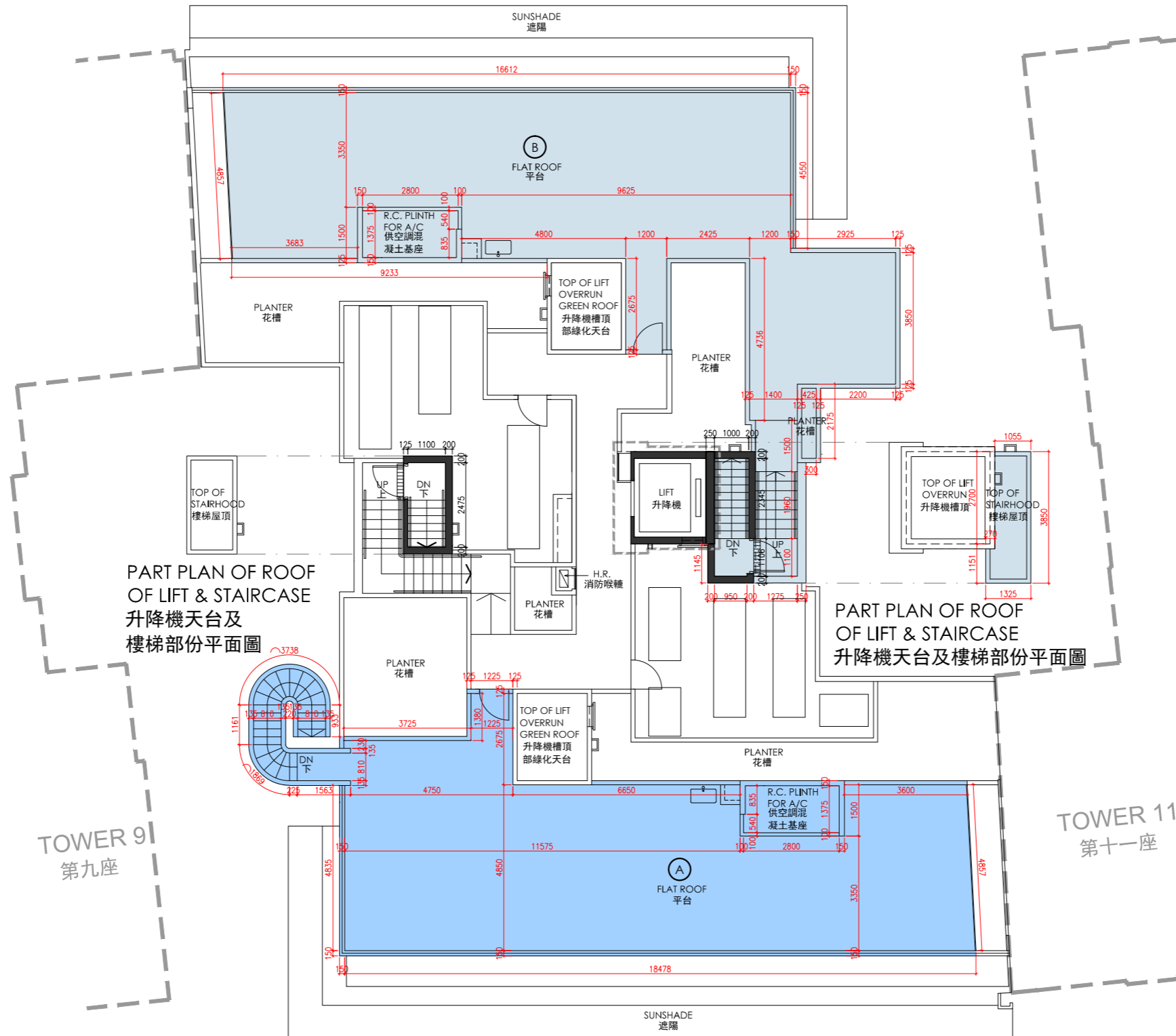
Notes:

- There may be architectural features and/or exposed pipes on external walls and/or windows of the residential units. For details, please refer to the latest approved building plans.
- Drainage pipes enclosed in cladding are installed at the external wall of the residential units. Also, drainage pipes will run through the flat roof, roof and/or garden of the residential units.
- The condensers of the VRV air-conditioners are located on Roof.
- There are ceiling bulkheads in living rooms, dining rooms, bedrooms, store, corridors, kitchens, air conditioning plant room and/or other rooms or areas of the residential units for the air-conditioning pipes and/or M&E services.
- The internal ceiling height within residential units may vary due to structural, architectural and/or decoration design variations.
- Some louvers that are installed at false ceilings may not be indicated on the floor plans.
- Balcony and utility platform are non-enclosed areas.
- Symbols of fittings and fitments such as bathtub, sink, water closet, shower, sink counter, etc. are prepared based on the latest approved building plans and are for general indication only.

備註:

- 住宅單位外牆裝飾板內設有喉管。喉管亦安裝於住宅單位之平台、天台及/或花園內。
- 部份住宅單位的露台及/或工作平台側之外牆裝飾板內設有公用喉管。公用喉管亦安裝於部份連平台及/或天台住宅單位之平台及/或天台內。
- VRV分體式空調冷氣機的冷凝器位於天台。
- 住宅單位客廳、飯廳、睡房、儲物室、走廊、廚房、冷氣機房及/或其他房間或空間的裝飾橫樑裝置冷氣喉管及/或機電設備。
- 住宅單位的天花高度將會因應其結構、建築設計及/或裝修設計上的需要而有差異。
- 部份百葉窗安裝於假天花之上且沒有於平面圖顯示。
- 露台及工作平台為不可封閉的地方。
- 樓面平面圖上所顯示的裝置符號，如浴缸、洗滌盆、座廁、花灑、洗滌盆櫃等乃按最新的經批准的建築圖則繪製，只作一般示意用途。

TOWER 10
第10座



PART PLAN OF ROOF OF LIFT & STAIRCASE
升降機天台及樓梯部份平面圖

PART PLAN OF ROOF OF LIFT & STAIRCASE
升降機天台及樓梯部份平面圖

TOWER 9
第九座

TOWER 11
第十一座

ROOF FLOOR PLAN
天台樓面平面圖

Scale 比例 | 0M/米 | 5M/米



FLOOR PLANS OF RESIDENTIAL PROPERTIES IN THE DEVELOPMENT
發展項目的住宅物業的樓面平面圖

TOWER 11
第11座

| Each Residential Property 每個住宅物業 | Floor 樓層 | Unit 單位 | A | B | C |
|---|-------------|------------|---------------------------|---------------------------|------------------|
| Floor-to-Floor Height (mm) 層與層之間的高度 (毫米) | G/F 地下 | | 2980, 3030, 3350, 3380 | 2980, 3030, 3350, 3380 | 2980, 3030, 3380 |
| Thickness of Floor Slab (excluding plaster) (mm) 樓板 (不包括灰泥) 的厚度 (毫米) | | | 150, 175, 200 | 150 | 150, 175, 225 |

The internal areas of the residential properties on the upper floors will generally be slightly larger than those on the lower floors because of the reducing thickness of the structural walls on the upper floors.
因住宅物業的較高樓層結構牆的厚度遞減，較高樓層的內部面積，一般比較低樓層的內部面積稍大。

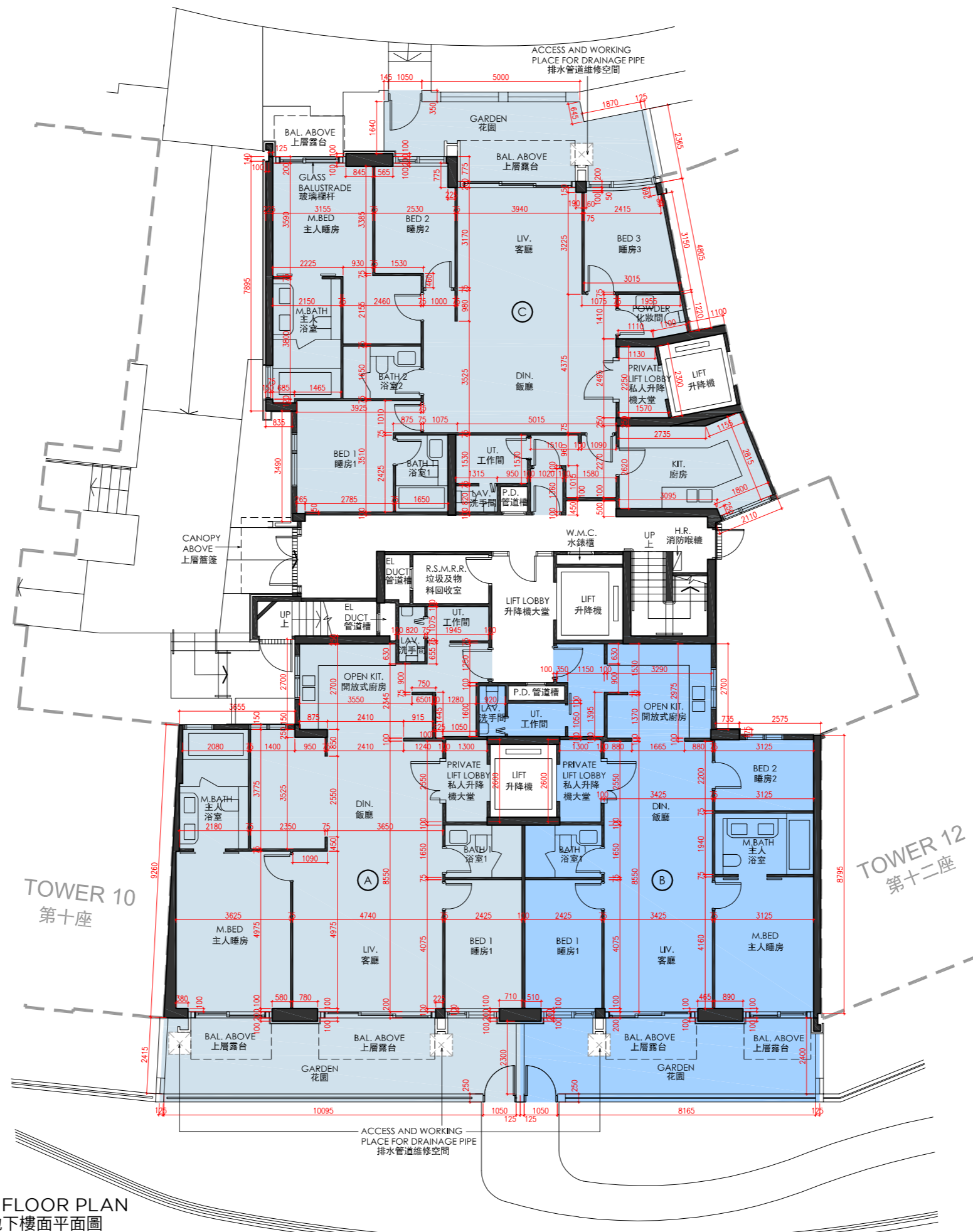
Notes:

- There may be architectural features and/or exposed pipes on external walls and/or windows of the residential units. For details, please refer to the latest approved building plans.
- Drainage pipes enclosed in cladding are installed at the external wall of the residential units. Also, drainage pipes will run through the flat roof, roof and/or garden of the residential units.
- The condensers of the VRV air-conditioners are located on Roof.
- There are ceiling bulkheads in living rooms, dining rooms, bedrooms, store, corridors, kitchens, air conditioning plant room and/or other rooms or areas of the residential units for the air-conditioning pipes and/or M&E services.
- The internal ceiling height within residential units may vary due to structural, architectural and/or decoration design variations.
- Some louvers that are installed at false ceilings may not be indicated on the floor plans.
- Balcony and utility platform are non-enclosed areas.
- Symbols of fittings and fitments such as bathtub, sink, water closet, shower, sink counter, etc. are prepared based on the latest approved building plans and are for general indication only.
- Alteration(s) to the Unit B on G/F of Tower 11 are made by way of minor works and/or exempted works under the Buildings Ordinance. Such alteration(s) includes 1) Altering the sink in the Open Kitchen. The altered layout has been indicated and clouded in red on the AS-IS Layout Floor Plan after the G/F Floor Plan of Tower 11.

備註:

- 住宅單位外牆裝飾板內設有喉管。喉管亦安裝於住宅單位之平台、天台及/或花園內。
- 部份住宅單位的露台及/或工作平台側之外牆裝飾板內設有公用喉管。公用喉管亦安裝於部份連平台及/或天台住宅單位之平台及/或天台內。
- VRV分體式空調冷氣機的冷凝器位於天台。
- 住宅單位客廳、飯廳、睡房、儲物室、走廊、廚房、冷氣機房及/或其他房間或空間的裝飾橫樑裝置冷氣喉管及/或機電設備。
- 住宅單位的天花高度將會因應其結構、建築設計及/或裝修設計上的需要而有差異。
- 部份百葉窗安裝於假天花之上且沒有於平面圖顯示。
- 露台及工作平台為不可封閉的地方。
- 樓面平面圖上所顯示的裝置符號，如浴缸、洗滌盆、座廁、花灑、洗滌盆櫃等乃按最新的經批准的建築圖則繪製，只作一般示意用途。
- 第11座地下B單位已進行《建築物條例》下的小型工程及/或獲豁免入則的改動工程，該改動包括 1) 改動開放式廚房內之洗滌盆。有關已改動佈局已於第11座地下樓面平面圖後之現狀間隔樓面平面圖標示及以紅線環繞標示出來。

TOWER 11
第11座



G/F FLOOR PLAN
地下樓面平面圖

Scale 0M/米 5M/米
比例



FLOOR PLANS OF RESIDENTIAL PROPERTIES IN THE DEVELOPMENT
發展項目的住宅物業的樓面平面圖

TOWER 11
第11座

| Each Residential Property 每個住宅物業 | Floor 樓層 | Unit 單位 | A | B | C |
|---|-------------|------------|---------------------------|---------------------------|------------------|
| Floor-to-Floor Height (mm) 層與層之間的高度 (毫米) | G/F 地下 | | 2980, 3030, 3350, 3380 | 2980, 3030, 3350, 3380 | 2980, 3030, 3380 |
| Thickness of Floor Slab (excluding plaster) (mm) 樓板 (不包括灰泥) 的厚度 (毫米) | | | 150, 175, 200 | 150 | 150, 175, 225 |

The internal areas of the residential properties on the upper floors will generally be slightly larger than those on the lower floors because of the reducing thickness of the structural walls on the upper floors.
因住宅物業的較高樓層結構牆的厚度遞減，較高樓層的內部面積，一般比較低樓層的內部面積稍大。

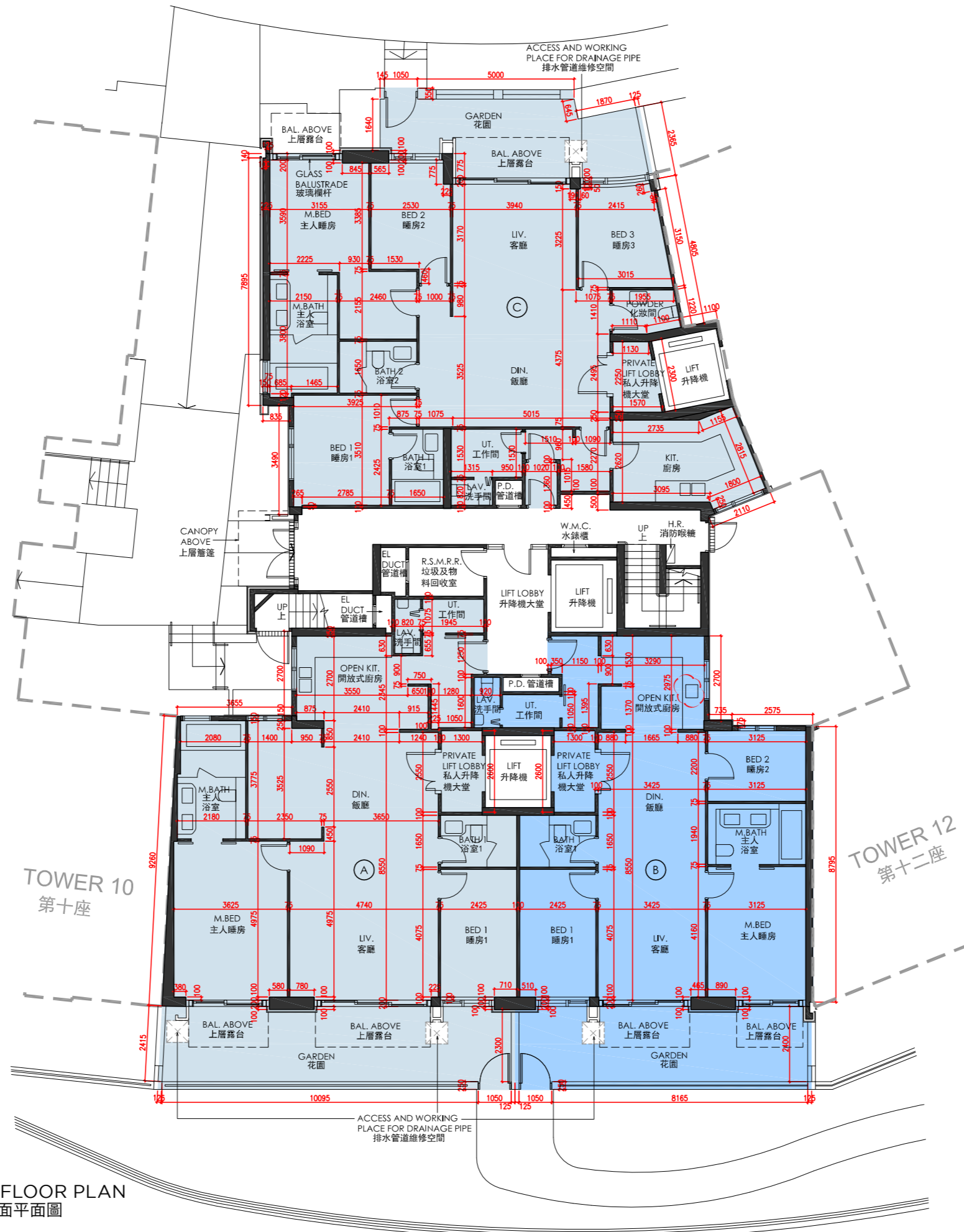
Notes:

- There may be architectural features and/or exposed pipes on external walls and/or windows of the residential units. For details, please refer to the latest approved building plans.
- Drainage pipes enclosed in cladding are installed at the external wall of the residential units. Also, drainage pipes will run through the flat roof, roof and/or garden of the residential units.
- The condensers of the VRV air-conditioners are located on Roof.
- There are ceiling bulkheads in living rooms, dining rooms, bedrooms, store, corridors, kitchens, air conditioning plant room and/or other rooms or areas of the residential units for the air-conditioning pipes and/or M&E services.
- The internal ceiling height within residential units may vary due to structural, architectural and/or decoration design variations.
- Some louvers that are installed at false ceilings may not be indicated on the floor plans.
- Balcony and utility platform are non-enclosed areas.
- Symbols of fittings and fitments such as bathtub, sink, water closet, shower, sink counter, etc. are prepared based on the latest approved building plans and are for general indication only.

備註:

- 住宅單位外牆裝飾板內設有喉管。喉管亦安裝於住宅單位之平台、天台及/或花園內。
- 部份住宅單位的露台及/或工作平台側之外牆裝飾板內設有公用喉管。公用喉管亦安裝於部份連平台及/或天台住宅單位之平台及/或天台內。
- VRV分體式空調冷氣機的冷凝器位於天台。
- 住宅單位客廳、飯廳、睡房、儲物室、走廊、廚房、冷氣機房及/或其他房間或空間的裝飾橫樑裝置冷氣喉管及/或機電設備。
- 住宅單位的天花高度將會因應其結構、建築設計及/或裝修設計上的需要而有差異。
- 部份百葉窗安裝於假天花之上且沒有於平面圖顯示。
- 露台及工作平台為不可封閉的地方。
- 樓面平面圖上所顯示的裝置符號，如浴缸、洗滌盆、座廁、花灑、洗滌盆櫃等乃按最新的經批准的建築圖則繪製，只作一般示意用途。

TOWER 11
第11座



G/F AS-IS LAYOUT FLOOR PLAN
地下現狀間隔樓面平面圖

Scale 0M/米 5M/米
比例



FLOOR PLANS OF RESIDENTIAL PROPERTIES IN THE DEVELOPMENT
發展項目的住宅物業的樓面平面圖

TOWER 11
第11座

| Each Residential Property 每個住宅物業 | Floor 樓層 | Unit 單位 | A | B | C |
|---|----------------------|------------|---------------------------|---------------------------|------------------|
| Floor-to-Floor Height (mm) 層與層之間的高度 (毫米) | 1/F - 2/F 1樓 - 2樓 | | 2980, 3030, 3350, 3380 | 2980, 3030, 3350, 3380 | 2980, 3030, 3380 |
| Thickness of Floor Slab (excluding plaster) (mm) 樓板 (不包括灰泥) 的厚度 (毫米) | | | 150, 175, 200 | 150 | 150, 175, 225 |
| Floor-to-Floor Height (mm) 層與層之間的高度 (毫米) | 3/F 3樓 | | 2980, 3030, 3330, 3380 | 3030, 3380 | 2980, 3030 |
| Thickness of Floor Slab (excluding plaster) (mm) 樓板 (不包括灰泥) 的厚度 (毫米) | | | 150, 175, 200 | 150 | 150, 175, 225 |

The internal areas of the residential properties on the upper floors will generally be slightly larger than those on the lower floors because of the reducing thickness of the structural walls on the upper floors.
因住宅物業的較高樓層結構牆的厚度遞減，較高樓層的內部面積，一般比較低樓層的內部面積稍大。

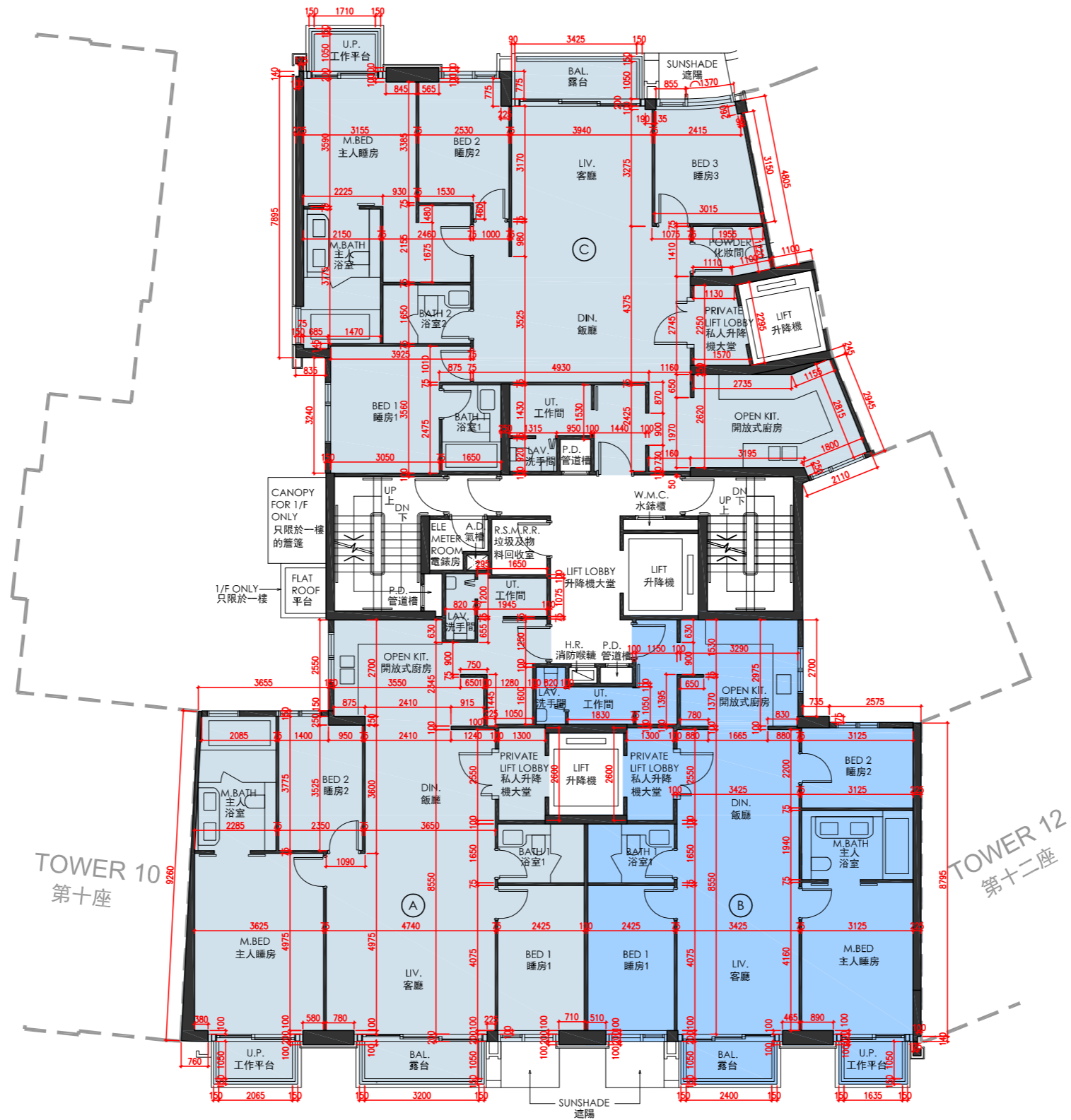
Notes:

- There may be architectural features and/or exposed pipes on external walls and/or windows of the residential units. For details, please refer to the latest approved building plans.
- Drainage pipes enclosed in cladding are installed at the external wall of the residential units. Also, drainage pipes will run through the flat roof, roof and/or garden of the residential units.
- The condensers of the VRV air-conditioners are located on Roof.
- There are ceiling bulkheads in living rooms, dining rooms, bedrooms, store, corridors, kitchens, air conditioning plant room and/or other rooms or areas of the residential units for the air-conditioning pipes and/or M&E services.
- The internal ceiling height within residential units may vary due to structural, architectural and/or decoration design variations.
- Some louvers that are installed at false ceilings may not be indicated on the floor plans.
- Balcony and utility platform are non-enclosed areas.
- Symbols of fittings and fitments such as bathtub, sink, water closet, shower, sink counter, etc. are prepared based on the latest approved building plans and are for general indication only.

備註:

- 住宅單位外牆裝飾板內設有喉管。喉管亦安裝於住宅單位之平台、天台及/或花園內。
- 部份住宅單位的露台及/或工作平台側之外牆裝飾板內設有公用喉管。公用喉管亦安裝於部份連平台及/或天台住宅單位之平台及/或天台內。
- VRV分體式空調冷氣機的冷凝器位於天台。
- 住宅單位客廳、飯廳、睡房、儲物室、走廊、廚房、冷氣機房及/或其他房間或空間的裝飾橫樑裝置冷氣喉管及/或機電設備。
- 住宅單位的天花高度將會因應其結構、建築設計及/或裝修設計上的需要而有差異。
- 部份百葉窗安裝於假天花之上且沒有於平面圖顯示。
- 露台及工作平台為不可封閉的地方。
- 樓面平面圖上所顯示的裝置符號，如浴缸、洗滌盆、座廁、花灑、洗滌盆櫃等乃按最新的經批准的建築圖則繪製，只作一般示意用途。

TOWER 11
第11座



TOWER 10
第十座

TOWER 12
第十二座

1/F - 3/F FLOOR PLAN
1樓 - 3樓樓面平面圖

Scale 比例 | 0M/米 | 5M/米



FLOOR PLANS OF RESIDENTIAL PROPERTIES IN THE DEVELOPMENT
發展項目的住宅物業的樓面平面圖

TOWER 11
第11座

| Each Residential Property 每個住宅物業 | Floor 樓層 | Unit 單位 | A | B |
|---|-------------|------------|-------------------------|-------------------------|
| Floor-to-Floor Height (mm) 層與層之間的高度 (毫米) | 5/F 5樓 | | 3380 | 3380 |
| Thickness of Floor Slab (excluding plaster) (mm) 樓板 (不包括灰泥) 的厚度 (毫米) | | | 150, 160, 175, 225, 250 | 150, 175, 200, 225, 250 |

The internal areas of the residential properties on the upper floors will generally be slightly larger than those on the lower floors because of the reducing thickness of the structural walls on the upper floors.
因住宅物業的較高樓層結構牆的厚度遞減，較高樓層的內部面積，一般比較低樓層的內部面積稍大。

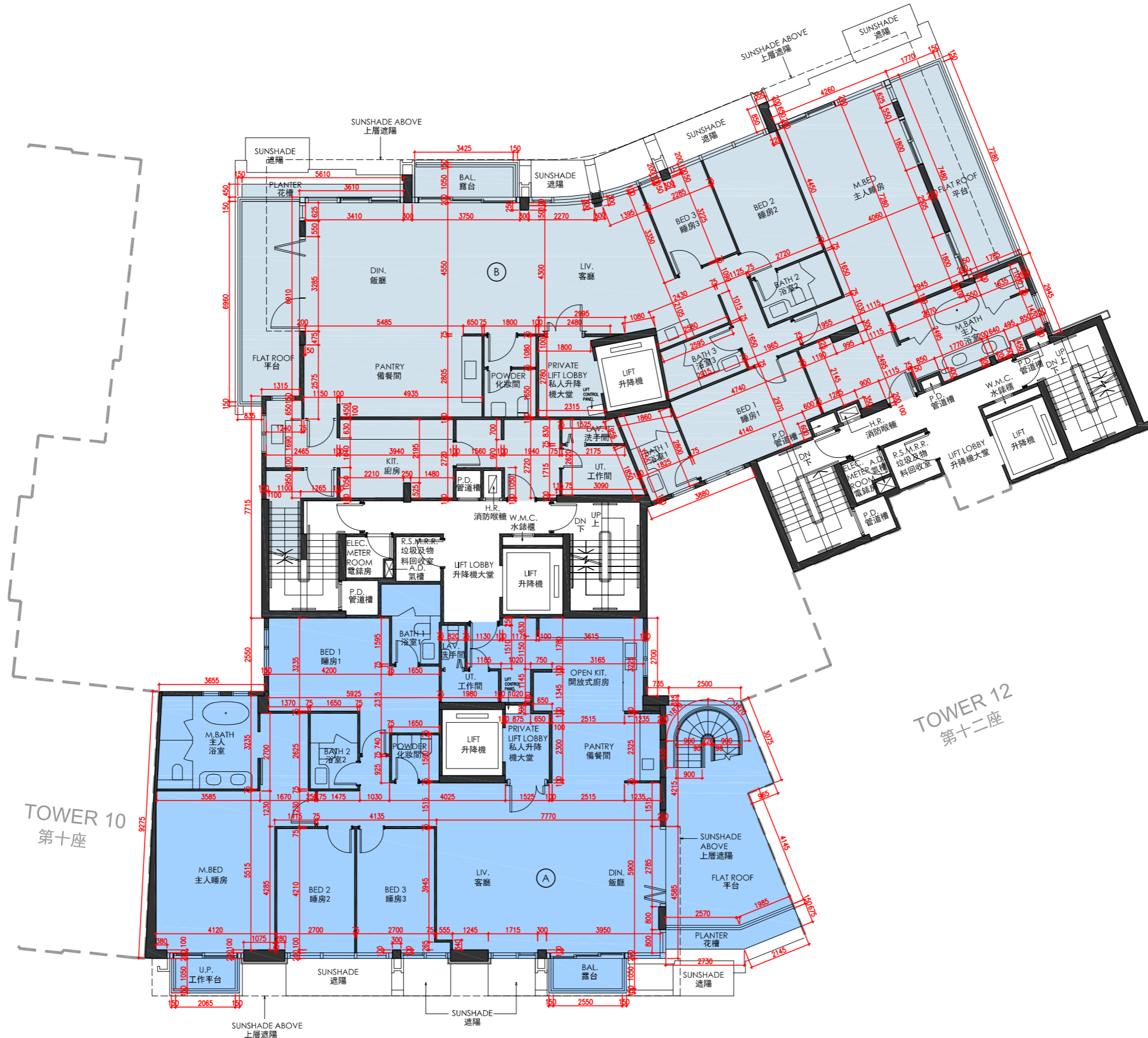
Notes:

1. There may be architectural features and/or exposed pipes on external walls and/or windows of the residential units. For details, please refer to the latest approved building plans.
2. Drainage pipes enclosed in cladding are installed at the external wall of the residential units. Also, drainage pipes will run through the flat roof, roof and/or garden of the residential units.
3. The condensers of the VRV air-conditioners are located on Roof.
4. There are ceiling bulkheads in living rooms, dining rooms, bedrooms, store, corridors, kitchens, air conditioning plant room and/or other rooms or areas of the residential units for the air-conditioning pipes and/or M&E services.
5. The internal ceiling height within residential units may vary due to structural, architectural and/or decoration design variations.
6. Some louvers that are installed at false ceilings may not be indicated on the floor plans.
7. Balcony and utility platform are non-enclosed areas.
8. Symbols of fittings and fitments such as bathtub, sink, water closet, shower, sink counter, etc. are prepared based on the latest approved building plans and are for general indication only.

備註:

1. 住宅單位外牆裝飾板內設有喉管。喉管亦安裝於住宅單位之平台、天台及/或花園內。
2. 部份住宅單位的露台及/或工作平台側之外牆裝飾板內設有公用喉管。公用喉管亦安裝於部份連平台及/或天台住宅單位之平台及/或天台內。
3. VRV分體式空調冷氣機的冷凝器位於天台。
4. 住宅單位客廳、飯廳、睡房、儲物室、走廊、廚房、冷氣機房及/或其他房間或空間的裝飾橫樑裝置冷氣喉管及/或機電設備。
5. 住宅單位的天花高度將會因應其結構、建築設計及/或裝修設計上的需要而有差異。
6. 部份百葉窗安裝於假天花之上且沒有於平面圖顯示。
7. 露台及工作平台為不可封閉的地方。
8. 樓面平面圖上所顯示的裝置符號，如浴缸、洗滌盆、座廁、花灑、洗滌盆櫃等乃按最新的經批准的建築圖則繪製，只作一般示意用途。

TOWER 11
第11座



TOWER 12
第十二座

TOWER 10
第十座

5/F FLOOR PLAN
5樓樓面平面圖

Scale 比例 | 0M/米 | 5M/米



FLOOR PLANS OF RESIDENTIAL PROPERTIES IN THE DEVELOPMENT
發展項目的住宅物業的樓面平面圖

TOWER 11
第11座

| Each Residential Property 每個住宅物業 | Floor 樓層 | Unit 單位 | A | B |
|---|-------------|------------|-----------------------|-----------------------|
| Floor-to-Floor Height (mm) 層與層之間的高度 (毫米) | R/F 天台 | | Not Applicable 不適用 | Not Applicable 不適用 |
| Thickness of Floor Slab (excluding plaster) (mm) 樓板 (不包括灰泥) 的厚度 (毫米) | | | Not Applicable 不適用 | Not Applicable 不適用 |

The internal areas of the residential properties on the upper floors will generally be slightly larger than those on the lower floors because of the reducing thickness of the structural walls on the upper floors.
因住宅物業的較高樓層結構牆的厚度遞減，較高樓層的內部面積，一般比較低樓層的內部面積稍大。

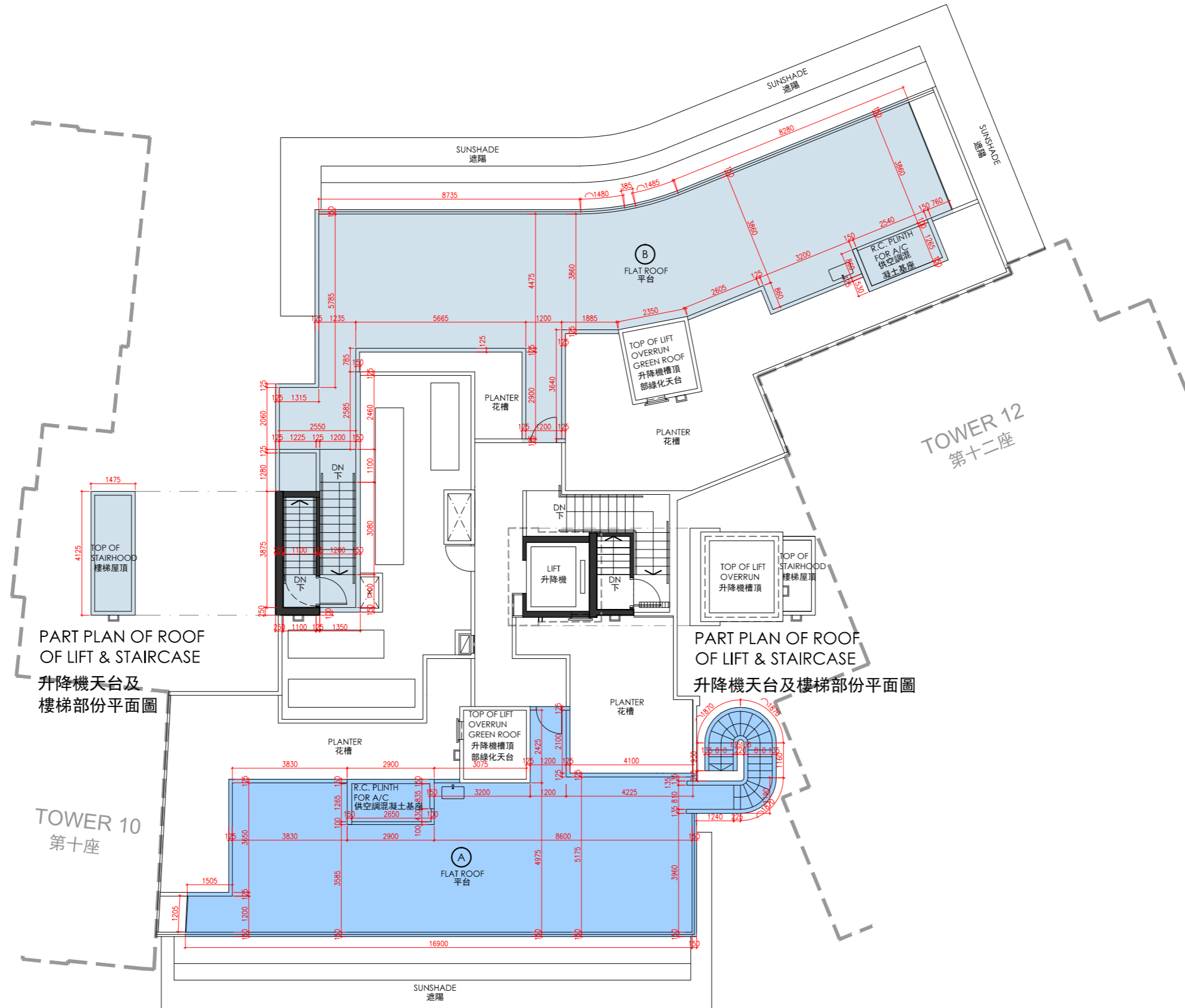
Notes:

- There may be architectural features and/or exposed pipes on external walls and/or windows of the residential units. For details, please refer to the latest approved building plans.
- Drainage pipes enclosed in cladding are installed at the external wall of the residential units. Also, drainage pipes will run through the flat roof, roof and/or garden of the residential units.
- The condensers of the VRV air-conditioners are located on Roof.
- There are ceiling bulkheads in living rooms, dining rooms, bedrooms, store, corridors, kitchens, air conditioning plant room and/or other rooms or areas of the residential units for the air-conditioning pipes and/or M&E services.
- The internal ceiling height within residential units may vary due to structural, architectural and/or decoration design variations.
- Some louvers that are installed at false ceilings may not be indicated on the floor plans.
- Balcony and utility platform are non-enclosed areas.
- Symbols of fittings and fitments such as bathtub, sink, water closet, shower, sink counter, etc. are prepared based on the latest approved building plans and are for general indication only.

備註:

- 住宅單位外牆裝飾板內設有喉管。喉管亦安裝於住宅單位之平台、天台及/或花園內。
- 部份住宅單位的露台及/或工作平台側之外牆裝飾板內設有公用喉管。公用喉管亦安裝於部份連平台及/或天台住宅單位之平台及/或天台內。
- VRV分體式空調冷氣機的冷凝器位於天台。
- 住宅單位客廳、飯廳、睡房、儲物室、走廊、廚房、冷氣機房及/或其他房間或空間的裝飾橫樑裝置冷氣喉管及/或機電設備。
- 住宅單位的天花高度將會因應其結構、建築設計及/或裝修設計上的需要而有差異。
- 部份百葉窗安裝於假天花之上且沒有於平面圖顯示。
- 露台及工作平台為不可封閉的地方。
- 樓面平面圖上所顯示的裝置符號，如浴缸、洗滌盆、座廁、花灑、洗滌盆櫃等乃按最新的經批准的建築圖則繪製，只作一般示意用途。

TOWER 11
第11座



PART PLAN OF ROOF OF LIFT & STAIRCASE
升降機天台及樓梯部份平面圖

PART PLAN OF ROOF OF LIFT & STAIRCASE
升降機天台及樓梯部份平面圖

ROOF FLOOR PLAN
天台樓面平面圖

Scale 比例 | 0M/米 | 5M/米



FLOOR PLANS OF RESIDENTIAL PROPERTIES IN THE DEVELOPMENT
發展項目的住宅物業的樓面平面圖

TOWER 12
第12座

| Each Residential Property 每個住宅物業 | Floor 樓層 | Unit 單位 | A | B | C |
|---|-------------|------------|---------------------------|---------------------------|--------------------|
| Floor-to-Floor Height (mm) 層與層之間的高度 (毫米) | G/F 地下 | | 2980, 3030, 3350, 3380 | 2980, 3030, 3350, 3380 | 2980, 3030, 3380 |
| Thickness of Floor Slab (excluding plaster) (mm) 樓板 (不包括灰泥) 的厚度 (毫米) | | | 150, 175, 200 | 150 | 150, 175, 225, 250 |

The internal areas of the residential properties on the upper floors will generally be slightly larger than those on the lower floors because of the reducing thickness of the structural walls on the upper floors.
因住宅物業的較高樓層結構牆的厚度遞減，較高樓層的內部面積，一般比較低樓層的內部面積稍大。

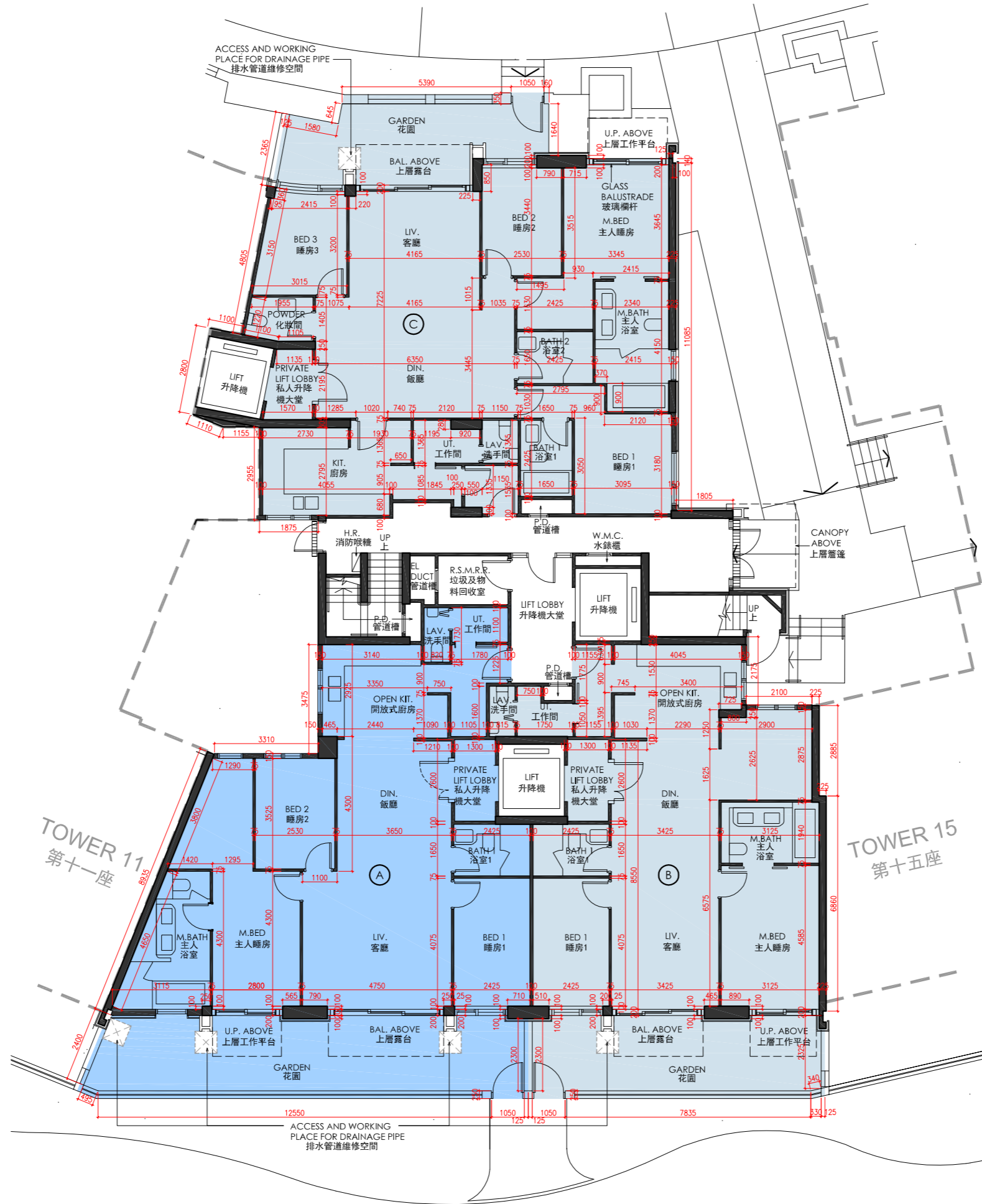
Notes:

- There may be architectural features and/or exposed pipes on external walls and/or windows of the residential units. For details, please refer to the latest approved building plans.
- Drainage pipes enclosed in cladding are installed at the external wall of the residential units. Also, drainage pipes will run through the flat roof, roof and/or garden of the residential units.
- The condensers of the VRV air-conditioners are located on Roof.
- There are ceiling bulkheads in living rooms, dining rooms, bedrooms, store, corridors, kitchens, air conditioning plant room and/or other rooms or areas of the residential units for the air-conditioning pipes and/or M&E services.
- The internal ceiling height within residential units may vary due to structural, architectural and/or decoration design variations.
- Some louvers that are installed at false ceilings may not be indicated on the floor plans.
- Balcony and utility platform are non-enclosed areas.
- Symbols of fittings and fitments such as bathtub, sink, water closet, shower, sink counter, etc. are prepared based on the latest approved building plans and are for general indication only.
- Alteration(s) to the Unit B on G/F of Tower 12 are made by way of minor works and/or exempted works under the Buildings Ordinance. Such alteration(s) includes 1) Altering the sink in the Open Kitchen. The altered layout has been indicated and clouded in red on the AS-IS Layout Floor Plan after the G/F Floor Plan of Tower 12.

備註:

- 住宅單位外牆裝飾板內設有喉管。喉管亦安裝於住宅單位之平台、天台及/或花園內。
- 部份住宅單位的露台及/或工作平台側之外牆裝飾板內設有公用喉管。公用喉管亦安裝於部份連平台及/或天台住宅單位之平台及/或天台內。
- VRV分體式空調冷氣機的冷凝器位於天台。
- 住宅單位客廳、飯廳、睡房、儲物室、走廊、廚房、冷氣機房及/或其他房間或空間的裝飾橫樑裝置冷氣喉管及/或機電設備。
- 住宅單位的天花高度將會因應其結構、建築設計及/或裝修設計上的需要而有差異。
- 部份百葉窗安裝於假天花之上且沒有於平面圖顯示。
- 露台及工作平台為不可封閉的地方。
- 樓面平面圖上所顯示的裝置符號，如浴缸、洗滌盆、座廁、花灑、洗滌盆櫃等乃按最新的經批准的建築圖則繪製，只作一般示意用途。
- 第12座地下B單位已進行《建築物條例》下的小型工程及/或獲豁免入則的改動工程，該改動包括 1) 改動開放式廚房內之洗滌盆。有關已改動布局已於第12座地下樓面平面圖後之現狀間隔樓面平面圖標示及以紅線環繞標示出來。

TOWER 12
第12座



TOWER 11
第十一座

TOWER 15
第十五座

G/F FLOOR PLAN
地下樓面平面圖

Scale 比例 0M/米 5M/米



FLOOR PLANS OF RESIDENTIAL PROPERTIES IN THE DEVELOPMENT
發展項目的住宅物業的樓面平面圖

TOWER 12
第12座

| Each Residential Property 每個住宅物業 | Floor 樓層 | Unit 單位 | A | B | C |
|---|-------------|------------|---------------------------|---------------------------|--------------------|
| Floor-to-Floor Height (mm) 層與層之間的高度 (毫米) | G/F 地下 | | 2980, 3030, 3350, 3380 | 2980, 3030, 3350, 3380 | 2980, 3030, 3380 |
| Thickness of Floor Slab (excluding plaster) (mm) 樓板 (不包括灰泥) 的厚度 (毫米) | | | 150, 175, 200 | 150 | 150, 175, 225, 250 |

The internal areas of the residential properties on the upper floors will generally be slightly larger than those on the lower floors because of the reducing thickness of the structural walls on the upper floors.
因住宅物業的較高樓層結構牆的厚度遞減，較高樓層的內部面積，一般比較低樓層的內部面積稍大。

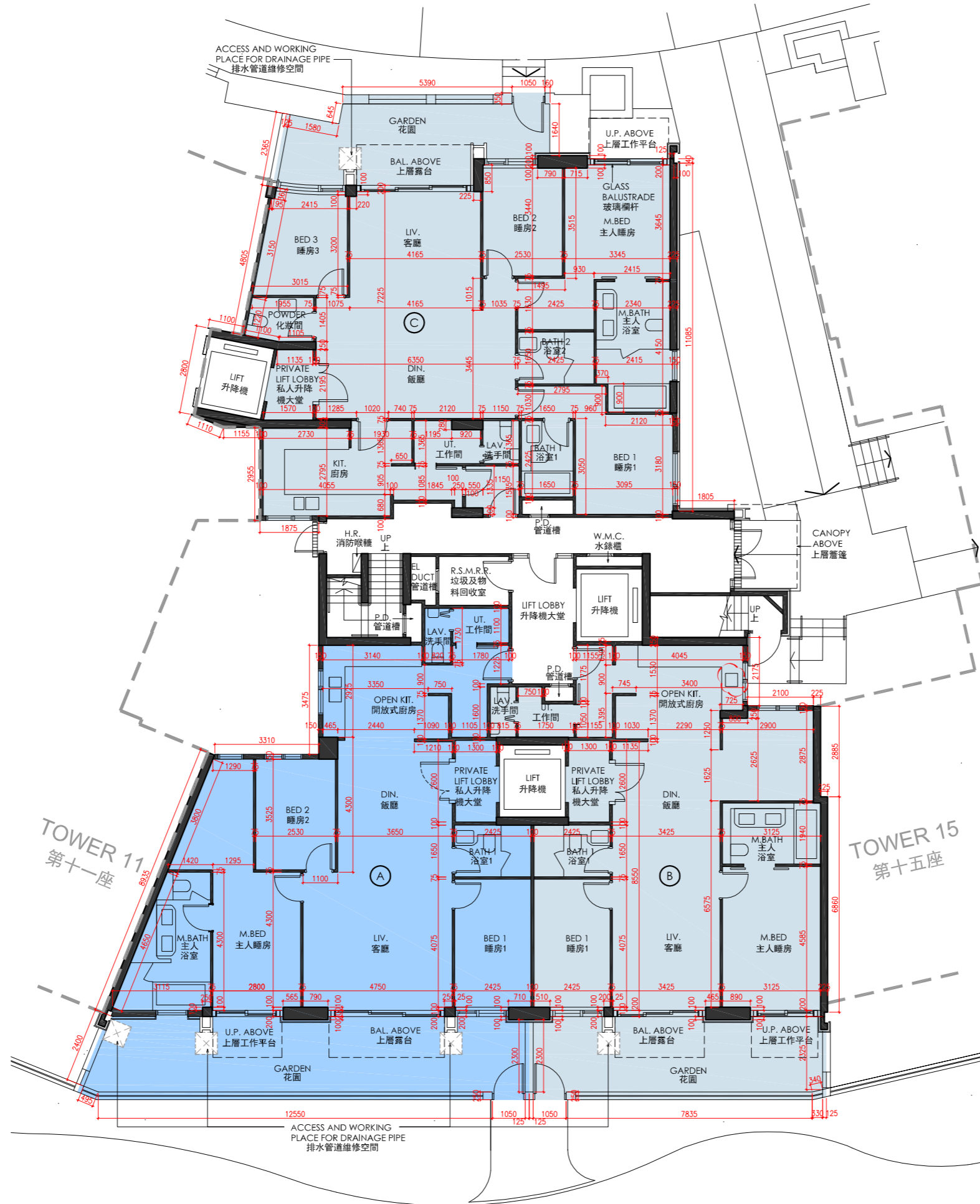
Notes:

- There may be architectural features and/or exposed pipes on external walls and/or windows of the residential units. For details, please refer to the latest approved building plans.
- Drainage pipes enclosed in cladding are installed at the external wall of the residential units. Also, drainage pipes will run through the flat roof, roof and/or garden of the residential units.
- The condensers of the VRV air-conditioners are located on Roof.
- There are ceiling bulkheads in living rooms, dining rooms, bedrooms, store, corridors, kitchens, air conditioning plant room and/or other rooms or areas of the residential units for the air-conditioning pipes and/or M&E services.
- The internal ceiling height within residential units may vary due to structural, architectural and/or decoration design variations.
- Some louvers that are installed at false ceilings may not be indicated on the floor plans.
- Balcony and utility platform are non-enclosed areas.
- Symbols of fittings and fitments such as bathtub, sink, water closet, shower, sink counter, etc. are prepared based on the latest approved building plans and are for general indication only.

備註:

- 住宅單位外牆裝飾板內設有喉管。喉管亦安裝於住宅單位之平台、天台及/或花園內。
- 部份住宅單位的露台及/或工作平台側之外牆裝飾板內設有公用喉管。公用喉管亦安裝於部份連平台及/或天台住宅單位之平台及/或天台內。
- VRV分體式空調冷氣機的冷凝器位於天台。
- 住宅單位客廳、飯廳、睡房、儲物室、走廊、廚房、冷氣機房及/或其他房間或空間的裝飾橫樑裝置冷氣喉管及/或機電設備。
- 住宅單位的天花高度將會因應其結構、建築設計及/或裝修設計上的需要而有差異。
- 部份百葉窗安裝於假天花之上且沒有於平面圖顯示。
- 露台及工作平台為不可封閉的地方。
- 樓面平面圖上所顯示的裝置符號，如浴缸、洗滌盆、座廁、花灑、洗滌盆櫃等乃按最新的經批准的建築圖則繪製，只作一般示意用途。

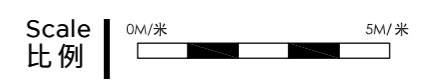
TOWER 12
第12座



TOWER 11
第十一座

TOWER 15
第十五座

G/F AS-IS LAYOUT FLOOR PLAN
地下現狀間隔樓面平面圖



FLOOR PLANS OF RESIDENTIAL PROPERTIES IN THE DEVELOPMENT
發展項目的住宅物業的樓面平面圖

TOWER 12
第12座

| Each Residential Property 每個住宅物業 | Floor 樓層 | Unit 單位 | A | B | C |
|---|----------------------|------------|---------------------------|---------------------------|--------------------|
| Floor-to-Floor Height (mm) 層與層之間的高度 (毫米) | 1/F - 2/F 1樓 - 2樓 | | 2980, 3030, 3350, 3380 | 2980, 3030, 3350, 3380 | 2980, 3030, 3380 |
| Thickness of Floor Slab (excluding plaster) (mm) 樓板 (不包括灰泥) 的厚度 (毫米) | | | 150, 175, 200 | 150 | 150, 175, 225, 250 |
| Floor-to-Floor Height (mm) 層與層之間的高度 (毫米) | 3/F 3樓 | | 2980, 3030, 3330, 3380 | 3030, 3380 | 3030, 3330, 3380 |
| Thickness of Floor Slab (excluding plaster) (mm) 樓板 (不包括灰泥) 的厚度 (毫米) | | | 150, 175, 200 | 150 | 150, 175, 225, 250 |

The internal areas of the residential properties on the upper floors will generally be slightly larger than those on the lower floors because of the reducing thickness of the structural walls on the upper floors.
因住宅物業的較高樓層結構牆的厚度遞減，較高樓層的內部面積，一般比較低樓層的內部面積稍大。

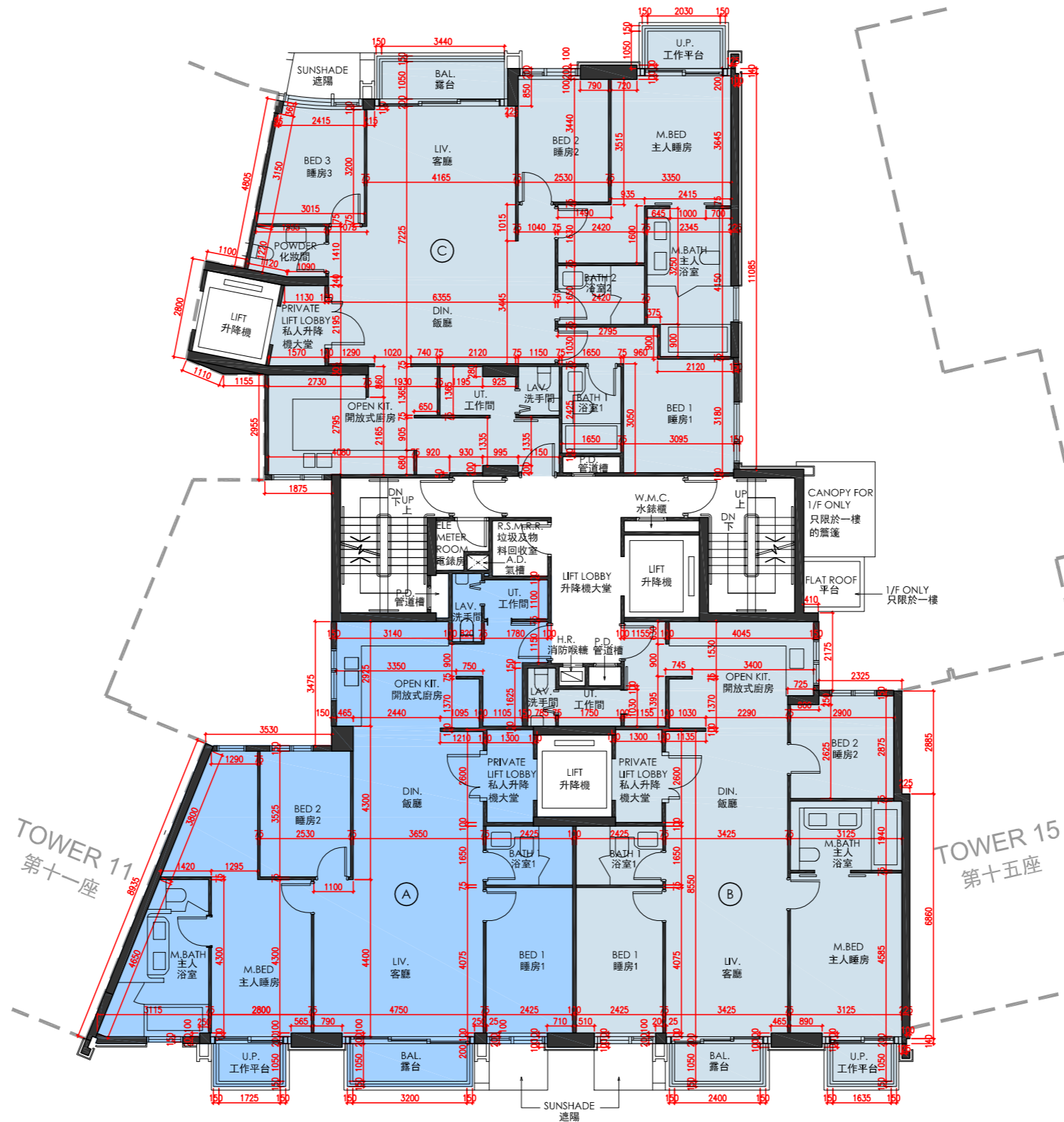
Notes:

- There may be architectural features and/or exposed pipes on external walls and/or windows of the residential units. For details, please refer to the latest approved building plans.
- Drainage pipes enclosed in cladding are installed at the external wall of the residential units. Also, drainage pipes will run through the flat roof, roof and/or garden of the residential units.
- The condensers of the VRV air-conditioners are located on Roof.
- There are ceiling bulkheads in living rooms, dining rooms, bedrooms, store, corridors, kitchens, air conditioning plant room and/or other rooms or areas of the residential units for the air-conditioning pipes and/or M&E services.
- The internal ceiling height within residential units may vary due to structural, architectural and/or decoration design variations.
- Some louvers that are installed at false ceilings may not be indicated on the floor plans.
- Balcony and utility platform are non-enclosed areas.
- Symbols of fittings and fitments such as bathtub, sink, water closet, shower, sink counter, etc. are prepared based on the latest approved building plans and are for general indication only.

備註:

- 住宅單位外牆裝飾板內設有喉管。喉管亦安裝於住宅單位之平台、天台及/或花園內。
- 部份住宅單位的露台及/或工作平台側之外牆裝飾板內設有公用喉管。公用喉管亦安裝於部份連平台及/或天台住宅單位之平台及/或天台內。
- VRV分體式空調冷氣機的冷凝器位於天台。
- 住宅單位客廳、飯廳、睡房、儲物室、走廊、廚房、冷氣機房及/或其他房間或空間的裝飾橫樑裝置冷氣喉管及/或機電設備。
- 住宅單位的天花高度將會因應其結構、建築設計及/或裝修設計上的需要而有差異。
- 部份百葉窗安裝於假天花之上且沒有於平面圖顯示。
- 露台及工作平台為不可封閉的地方。
- 樓面平面圖上所顯示的裝置符號，如浴缸、洗滌盆、座廁、花灑、洗滌盆櫃等乃按最新的經批准的建築圖則繪製，只作一般示意用途。

TOWER 12
第12座



1/F - 3/F FLOOR PLAN
1樓 - 3樓樓面平面圖

Scale 比例 0M/米 5M/米



FLOOR PLANS OF RESIDENTIAL PROPERTIES IN THE DEVELOPMENT
發展項目的住宅物業的樓面平面圖

TOWER 12
第12座

| Each Residential Property 每個住宅物業 | Floor 樓層 | Unit 單位 | A |
|---|-------------|------------|----------------------------|
| Floor-to-Floor Height (mm) 層與層之間的高度 (毫米) | 5/F 5樓 | | 3380 |
| Thickness of Floor Slab (excluding plaster) (mm) 樓板 (不包括灰泥) 的厚度 (毫米) | | | 150, 160, 175, 200, 250 |

The internal areas of the residential properties on the upper floors will generally be slightly larger than those on the lower floors because of the reducing thickness of the structural walls on the upper floors.
因住宅物業的較高樓層結構牆的厚度遞減，較高樓層的內部面積，一般比較低樓層的內部面積稍大。

Notes:

1. There may be architectural features and/or exposed pipes on external walls and/or windows of the residential units. For details, please refer to the latest approved building plans.
2. Drainage pipes enclosed in cladding are installed at the external wall of the residential units. Also, drainage pipes will run through the flat roof, roof and/or garden of the residential units.
3. The condensers of the VRV air-conditioners are located on Roof.
4. There are ceiling bulkheads in living rooms, dining rooms, bedrooms, store, corridors, kitchens, air conditioning plant room and/or other rooms or areas of the residential units for the air-conditioning pipes and/or M&E services.
5. The internal ceiling height within residential units may vary due to structural, architectural and/or decoration design variations.
6. Some louvers that are installed at false ceilings may not be indicated on the floor plans.
7. Balcony and utility platform are non-enclosed areas.
8. Symbols of fittings and fitments such as bathtub, sink, water closet, shower, sink counter, etc. are prepared based on the latest approved building plans and are for general indication only.

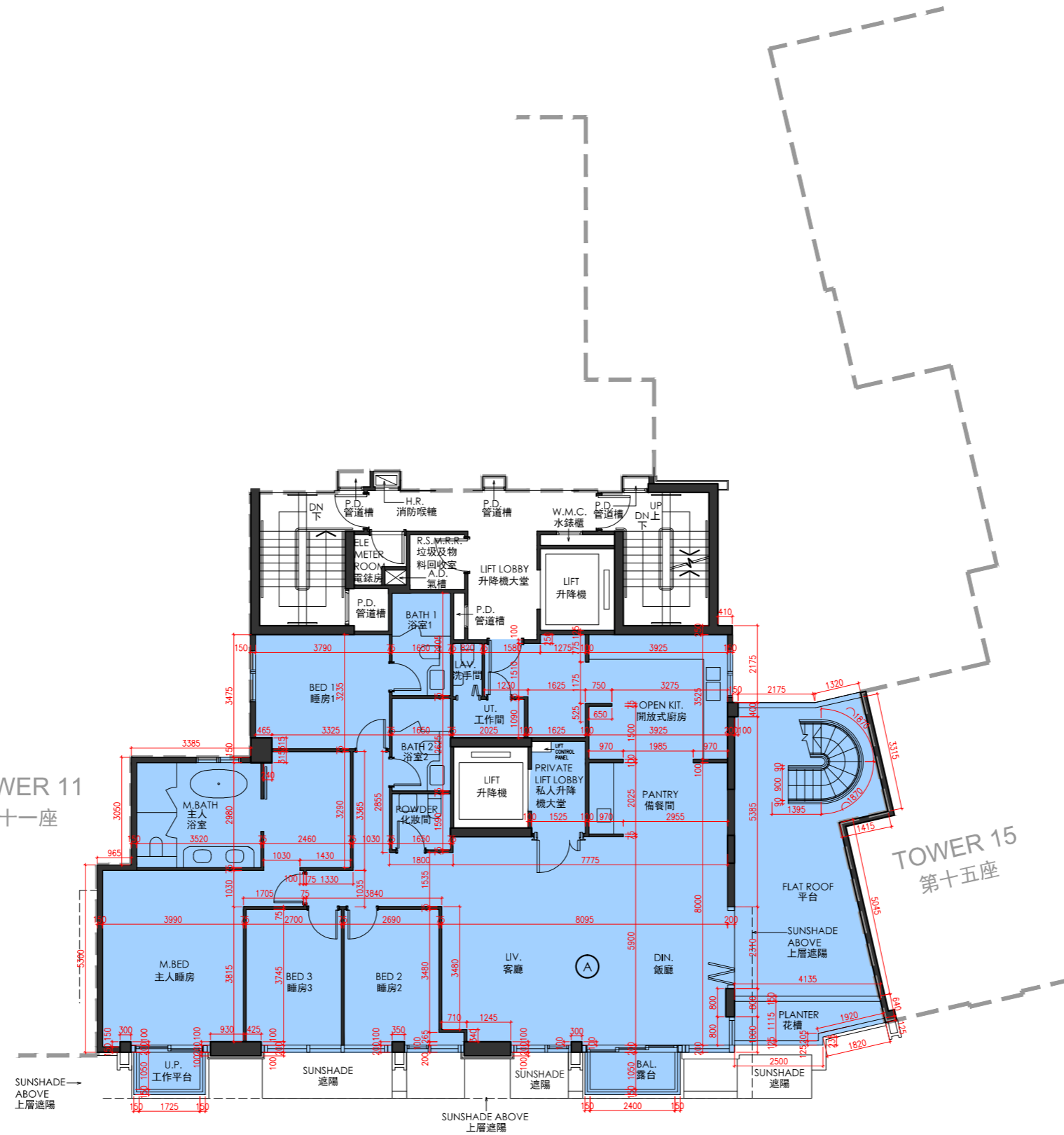
備註:

1. 住宅單位外牆裝飾板內設有喉管。喉管亦安裝於住宅單位之平台、天台及/或花園內。
2. 部份住宅單位的露台及/或工作平台側之外牆裝飾板內設有公用喉管。公用喉管亦安裝於部份連平台及/或天台住宅單位之平台及/或天台內。
3. VRV分體式空調冷氣機的冷凝器位於天台。
4. 住宅單位客廳、飯廳、睡房、儲物室、走廊、廚房、冷氣機房及/或其他房間或空間的裝飾橫樑裝置冷氣喉管及/或機電設備。
5. 住宅單位的天花高度將會因應其結構、建築設計及/或裝修設計上的需要而有差異。
6. 部份百葉窗安裝於假天花之上且沒有於平面圖顯示。
7. 露台及工作平台為不可封閉的地方。
8. 樓面平面圖上所顯示的裝置符號，如浴缸、洗滌盆、座廁、花灑、洗滌盆櫃等乃按最新的經批准的建築圖則繪製，只作一般示意用途。

TOWER 12
第12座

TOWER 11
第十一座

TOWER 15
第十五座



5/F FLOOR PLAN
5樓樓面平面圖

Scale 比例 | 0M/米 | 5M/米



FLOOR PLANS OF RESIDENTIAL PROPERTIES IN THE DEVELOPMENT
發展項目的住宅物業的樓面平面圖

TOWER 12
第12座

| Each Residential Property 每個住宅物業 | Floor 樓層 | Unit 單位 | A |
|---|-------------|------------|-----------------------|
| Floor-to-Floor Height (mm) 層與層之間的高度 (毫米) | R/F 天台 | | Not Applicable 不適用 |
| Thickness of Floor Slab (excluding plaster) (mm) 樓板 (不包括灰泥) 的厚度 (毫米) | | | Not Applicable 不適用 |

The internal areas of the residential properties on the upper floors will generally be slightly larger than those on the lower floors because of the reducing thickness of the structural walls on the upper floors.
因住宅物業的較高樓層結構牆的厚度遞減，較高樓層的內部面積，一般比較低樓層的內部面積稍大。

Notes:

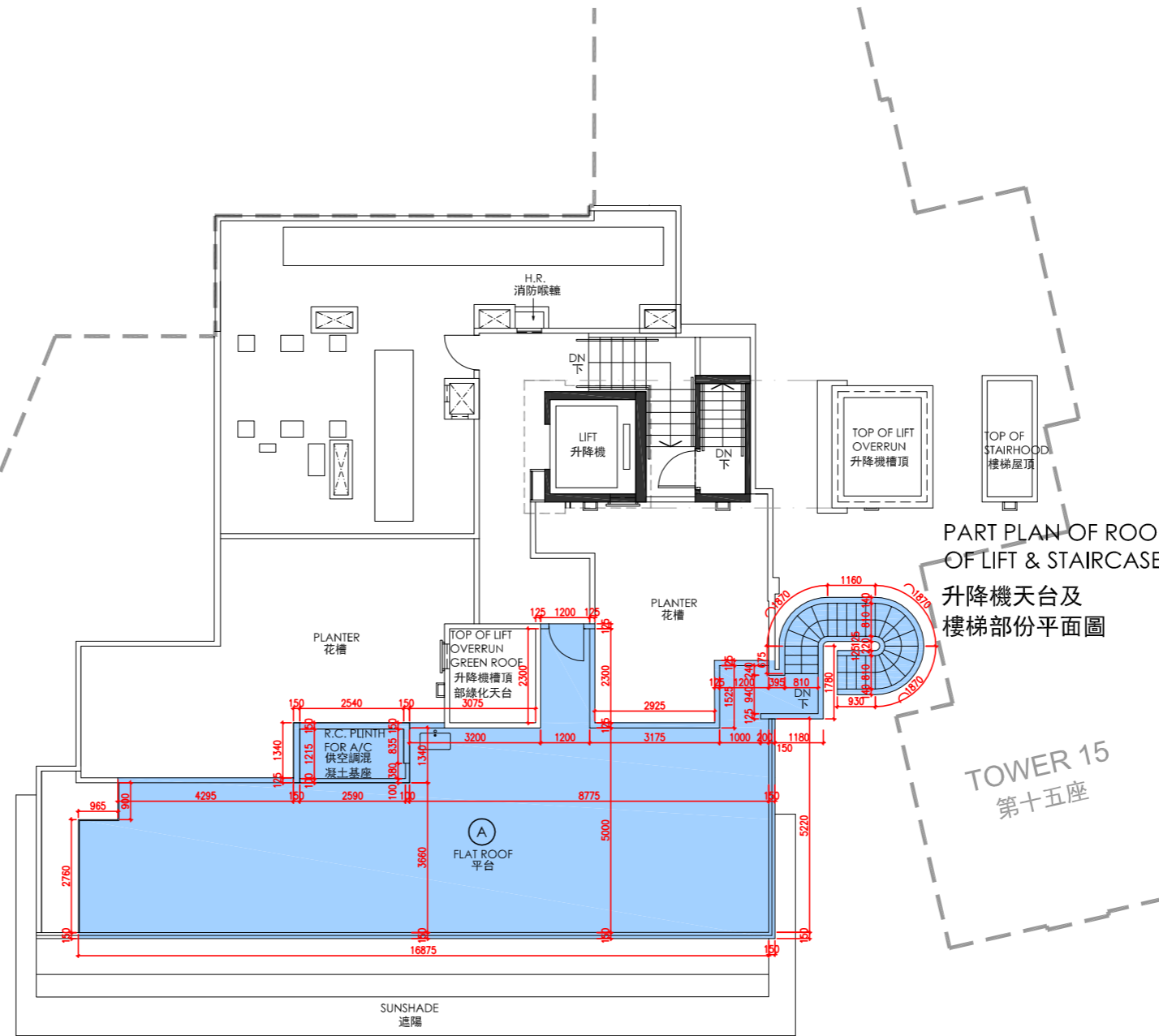
- There may be architectural features and/or exposed pipes on external walls and/or windows of the residential units. For details, please refer to the latest approved building plans.
- Drainage pipes enclosed in cladding are installed at the external wall of the residential units. Also, drainage pipes will run through the flat roof, roof and/or garden of the residential units.
- The condensers of the VRV air-conditioners are located on Roof.
- There are ceiling bulkheads in living rooms, dining rooms, bedrooms, store, corridors, kitchens, air conditioning plant room and/or other rooms or areas of the residential units for the air-conditioning pipes and/or M&E services.
- The internal ceiling height within residential units may vary due to structural, architectural and/or decoration design variations.
- Some louvers that are installed at false ceilings may not be indicated on the floor plans.
- Balcony and utility platform are non-enclosed areas.
- Symbols of fittings and fitments such as bathtub, sink, water closet, shower, sink counter, etc. are prepared based on the latest approved building plans and are for general indication only.

備註:

- 住宅單位外牆裝飾板內設有喉管。喉管亦安裝於住宅單位之平台、天台及/或花園內。
- 部份住宅單位的露台及/或工作平台側之外牆裝飾板內設有公用喉管。公用喉管亦安裝於部份連平台及/或天台住宅單位之平台及/或天台內。
- VRV分體式空調冷氣機的冷凝器位於天台。
- 住宅單位客廳、飯廳、睡房、儲物室、走廊、廚房、冷氣機房及/或其他房間或空間的裝飾橫樑裝置冷氣喉管及/或機電設備。
- 住宅單位的天花高度將會因應其結構、建築設計及/或裝修設計上的需要而有差異。
- 部份百葉窗安裝於假天花之上且沒有於平面圖顯示。
- 露台及工作平台為不可封閉的地方。
- 樓面平面圖上所顯示的裝置符號，如浴缸、洗滌盆、座廁、花灑、洗滌盆櫃等乃按最新的經批准的建築圖則繪製，只作一般示意用途。

TOWER 12
第12座

TOWER 11
第十一座



PART PLAN OF ROOF OF LIFT & STAIRCASE
升降機天台及樓梯部份平面圖

TOWER 15
第十五座

ROOF FLOOR PLAN
天台樓面平面圖

Scale 0M/米 5M/米
比例



FLOOR PLANS OF RESIDENTIAL PROPERTIES IN THE DEVELOPMENT
發展項目的住宅物業的樓面平面圖

TOWER 15
第15座

| Each Residential Property 每個住宅物業 | Floor 樓層 | Unit 單位 | A | B | C | D |
|---|-------------|------------|---------------------------|---------------------------|---------------------------|---------------------------|
| Floor-to-Floor Height (mm) 層與層之間的高度 (毫米) | G/F 地下 | | 2980, 3030, 3330, 3380 | 2980, 3030, 3330, 3380 | 2980, 3030, 3330, 3380 | 2980, 3030, 3330, 3380 |
| Thickness of Floor Slab (excluding plaster) (mm) 樓板 (不包括灰泥) 的厚度 (毫米) | | | 150, 175, 250 | 150 | 150 | 150, 165 |

The internal areas of the residential properties on the upper floors will generally be slightly larger than those on the lower floors because of the reducing thickness of the structural walls on the upper floors.
因住宅物業的較高樓層結構牆的厚度遞減，較高樓層的內部面積，一般比較低樓層的內部面積稍大。

Notes:

- There may be architectural features and/or exposed pipes on external walls and/or windows of the residential units. For details, please refer to the latest approved building plans.
- Drainage pipes enclosed in cladding are installed at the external wall of the residential units. Also, drainage pipes will run through the flat roof, roof and/or garden of the residential units.
- The condensers of the VRV air-conditioners are located on Roof.
- There are ceiling bulkheads in living rooms, dining rooms, bedrooms, store, corridors, kitchens, air conditioning plant room and/or other rooms or areas of the residential units for the air-conditioning pipes and/or M&E services.
- The internal ceiling height within residential units may vary due to structural, architectural and/or decoration design variations.
- Some louvers that are installed at false ceilings may not be indicated on the floor plans.
- Balcony and utility platform are non-enclosed areas.
- Symbols of fittings and fitments such as bathtub, sink, water closet, shower, sink counter, etc. are prepared based on the latest approved building plans and are for general indication only.
- Alteration(s) to the Unit D on G/F of Tower 15 are made by way of minor works and/or exempted works under the Buildings Ordinance. Such alteration(s) includes 1) Altering the layout of the Open Kitchen. The altered layout has been indicated and clouded in red on the AS-IS Layout Floor Plan after the G/F Floor Plan of Tower 15.

備註:

- 住宅單位外牆裝飾板內設有喉管。喉管亦安裝於住宅單位之平台、天台及/或花園內。
- 部份住宅單位的露台及/或工作平台側之外牆裝飾板內設有公用喉管。公用喉管亦安裝於部份連平台及/或天台住宅單位之平台及/或天台內。
- VRV分體式空調冷氣機的冷凝器位於天台。
- 住宅單位客廳、飯廳、睡房、儲物室、走廊、廚房、冷氣機房及/或其他房間或空間的裝飾橫樑裝置冷氣喉管及/或機電設備。
- 住宅單位的天花高度將會因應其結構、建築設計及/或裝修設計上的需要而有差異。
- 部份百葉窗安裝於假天花之上且沒有於平面圖顯示。
- 露台及工作平台為不可封閉的地方。
- 樓面平面圖上所顯示的裝置符號，如浴缸、洗滌盆、座廁、花灑、洗滌盆櫃等乃按最新的經批准的建築圖則繪製，只作一般示意用途。
- 第15座地下D單位已進行《建築物條例》下的小型工程及/或獲豁免入則的改動工程，該改動包括 1) 改動開放式廚房內之布局。有關已改動布局已於第15座地下樓面平面圖後之現狀間隔樓面平面圖標示及以紅線環繞標示出來。

TOWER 15
第15座



G/F FLOOR PLAN
地下樓面平面圖

Scale 比例 | 0M/米 | 5M/米



FLOOR PLANS OF RESIDENTIAL PROPERTIES IN THE DEVELOPMENT
發展項目的住宅物業的樓面平面圖

TOWER 15
第15座

| Each Residential Property 每個住宅物業 | Floor 樓層 | Unit 單位 | A | B | C | D |
|---|-------------|------------|---------------------------|---------------------------|---------------------------|---------------------------|
| Floor-to-Floor Height (mm) 層與層之間的高度 (毫米) | G/F 地下 | | 2980, 3030, 3330, 3380 | 2980, 3030, 3330, 3380 | 2980, 3030, 3330, 3380 | 2980, 3030, 3330, 3380 |
| Thickness of Floor Slab (excluding plaster) (mm) 樓板 (不包括灰泥) 的厚度 (毫米) | | | 150, 175, 250 | 150 | 150 | 150, 165 |

The internal areas of the residential properties on the upper floors will generally be slightly larger than those on the lower floors because of the reducing thickness of the structural walls on the upper floors.
因住宅物業的較高樓層結構牆的厚度遞減，較高樓層的內部面積，一般比較低樓層的內部面積稍大。

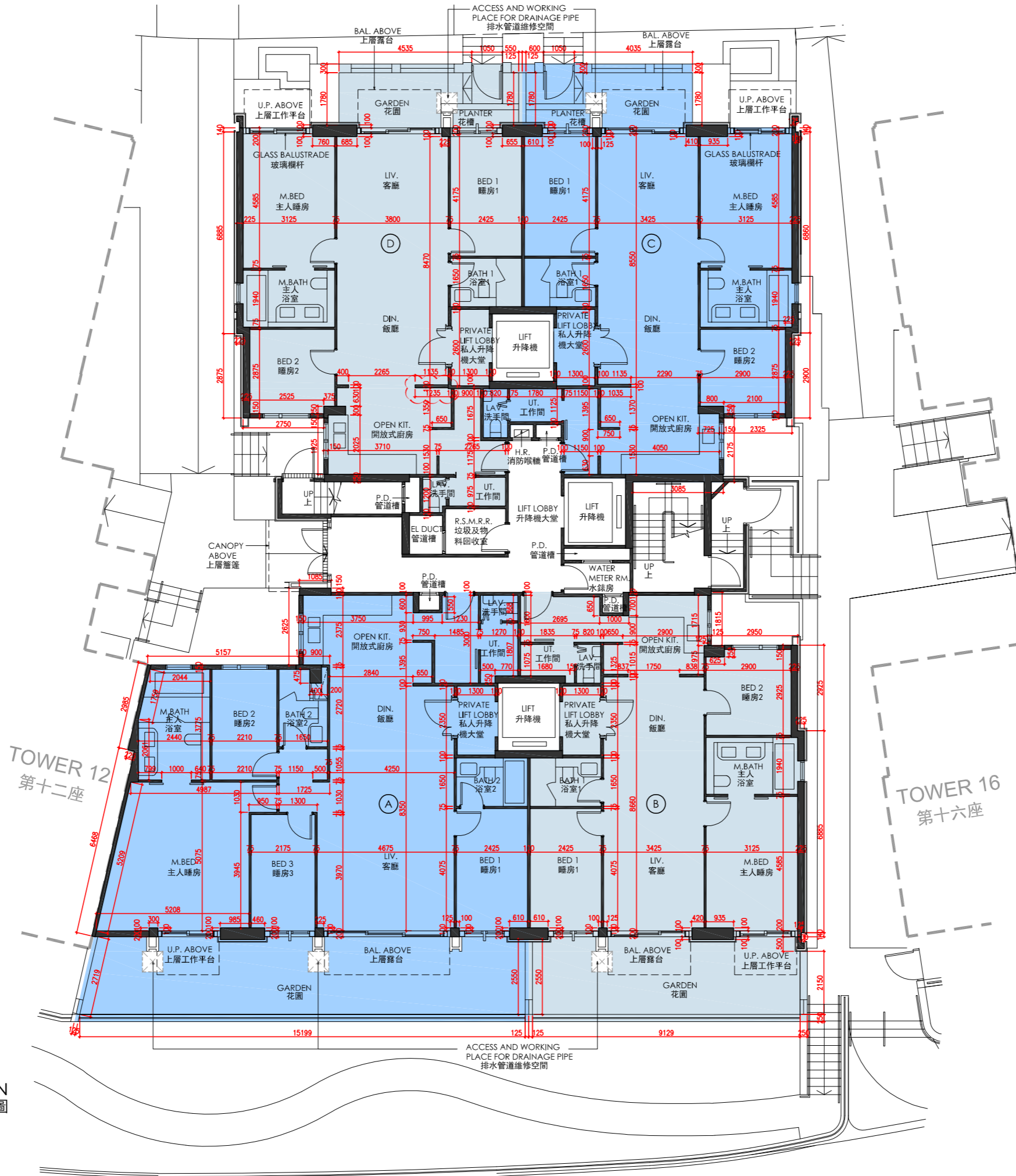
Notes:

- There may be architectural features and/or exposed pipes on external walls and/or windows of the residential units. For details, please refer to the latest approved building plans.
- Drainage pipes enclosed in cladding are installed at the external wall of the residential units. Also, drainage pipes will run through the flat roof, roof and/or garden of the residential units.
- The condensers of the VRV air-conditioners are located on Roof.
- There are ceiling bulkheads in living rooms, dining rooms, bedrooms, store, corridors, kitchens, air conditioning plant room and/or other rooms or areas of the residential units for the air-conditioning pipes and/or M&E services.
- The internal ceiling height within residential units may vary due to structural, architectural and/or decoration design variations.
- Some louvers that are installed at false ceilings may not be indicated on the floor plans.
- Balcony and utility platform are non-enclosed areas.
- Symbols of fittings and fitments such as bathtub, sink, water closet, shower, sink counter, etc. are prepared based on the latest approved building plans and are for general indication only.

備註:

- 住宅單位外牆裝飾板內設有喉管。喉管亦安裝於住宅單位之平台、天台及/或花園內。
- 部份住宅單位的露台及/或工作平台側之外牆裝飾板內設有公用喉管。公用喉管亦安裝於部份連平台及/或天台住宅單位之平台及/或天台內。
- VRV分體式空調冷氣機的冷凝器位於天台。
- 住宅單位客廳、飯廳、睡房、儲物室、走廊、廚房、冷氣機房及/或其他房間或空間的裝飾橫樑裝置冷氣喉管及/或機電設備。
- 住宅單位的天花高度將會因應其結構、建築設計及/或裝修設計上的需要而有差異。
- 部份百葉窗安裝於假天花之上且沒有於平面圖顯示。
- 露台及工作平台為不可封閉的地方。
- 樓面平面圖上所顯示的裝置符號，如浴缸、洗滌盆、座廁、花灑、洗滌盆櫃等乃按最新的經批准的建築圖則繪製，只作一般示意用途。

TOWER 15
第15座



TOWER 12
第十二座

TOWER 16
第十六座

G/F AS-IS LAYOUT FLOOR PLAN
地下現狀間隔樓面平面圖

Scale 比例 | 0M/米 | 5M/米



FLOOR PLANS OF RESIDENTIAL PROPERTIES IN THE DEVELOPMENT
發展項目的住宅物業的樓面平面圖

TOWER 15
第15座

| Each Residential Property 每個住宅物業 | Floor 樓層 | Unit 單位 | A | B | C | D |
|---|----------------------|------------|---------------------------|---------------------------|---------------------------|---------------------------|
| Floor-to-Floor Height (mm) 層與層之間的高度 (毫米) | 1/F - 2/F 1樓 - 2樓 | | 2980, 3030, 3330, 3380 | 2980, 3030, 3330, 3380 | 2980, 3030, 3330, 3380 | 2980, 3030, 3330, 3380 |
| Thickness of Floor Slab (excluding plaster) (mm) 樓板 (不包括灰泥) 的厚度 (毫米) | | | 150, 175, 250 | 150 | 150 | 150, 165 |
| Floor-to-Floor Height (mm) 層與層之間的高度 (毫米) | 3/F 3樓 | | 2980, 3030, 3330, 3380 | 3030, 3380 | 2980, 3030, 3330, 3380 | 3030, 3380 |
| Thickness of Floor Slab (excluding plaster) (mm) 樓板 (不包括灰泥) 的厚度 (毫米) | | | 150, 175, 250 | 150 | 150 | 150, 165 |

The internal areas of the residential properties on the upper floors will generally be slightly larger than those on the lower floors because of the reducing thickness of the structural walls on the upper floors.
因住宅物業的較高樓層結構牆的厚度遞減，較高樓層的內部面積，一般比較低樓層的內部面積稍大。

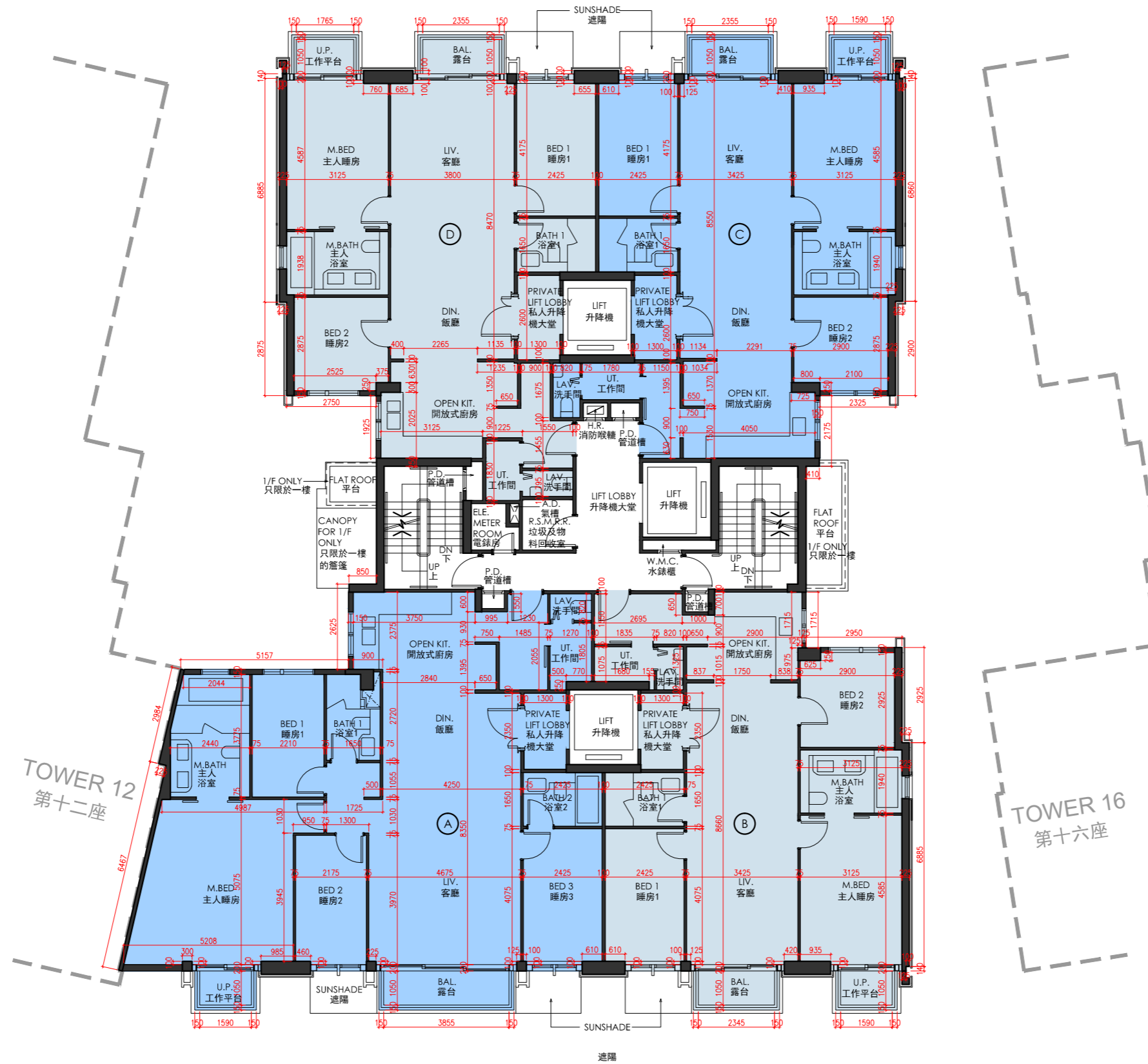
Notes:

- There may be architectural features and/or exposed pipes on external walls and/or windows of the residential units. For details, please refer to the latest approved building plans.
- Drainage pipes enclosed in cladding are installed at the external wall of the residential units. Also, drainage pipes will run through the flat roof, roof and/or garden of the residential units.
- The condensers of the VRV air-conditioners are located on Roof.
- There are ceiling bulkheads in living rooms, dining rooms, bedrooms, store, corridors, kitchens, air conditioning plant room and/or other rooms or areas of the residential units for the air-conditioning pipes and/or M&E services.
- The internal ceiling height within residential units may vary due to structural, architectural and/or decoration design variations.
- Some louvers that are installed at false ceilings may not be indicated on the floor plans.
- Balcony and utility platform are non-enclosed areas.
- Symbols of fittings and fitments such as bathtub, sink, water closet, shower, sink counter, etc. are prepared based on the latest approved building plans and are for general indication only.

備註:

- 住宅單位外牆裝飾板內設有喉管。喉管亦安裝於住宅單位之平台、天台及/或花園內。
- 部份住宅單位的露台及/或工作平台側之外牆裝飾板內設有公用喉管。公用喉管亦安裝於部份連平台及/或天台住宅單位之平台及/或天台內。
- VRV分體式空調冷氣機的冷凝器位於天台。
- 住宅單位客廳、飯廳、睡房、儲物室、走廊、廚房、冷氣機房及/或其他房間或空間的裝飾橫樑裝置冷氣喉管及/或機電設備。
- 住宅單位的天花高度將會因應其結構、建築設計及/或裝修設計上的需要而有差異。
- 部份百葉窗安裝於假天花之上且沒有於平面圖顯示。
- 露台及工作平台為不可封閉的地方。
- 樓面平面圖上所顯示的裝置符號，如浴缸、洗滌盆、座廁、花灑、洗滌盆櫃等乃按最新的經批准的建築圖則繪製，只作一般示意用途。

TOWER 15
第15座



1/F - 3/F FLOOR PLAN
1樓 - 3樓樓面平面圖

Scale 比例 | 0M/米 | 5M/米



FLOOR PLANS OF RESIDENTIAL PROPERTIES IN THE DEVELOPMENT
發展項目的住宅物業的樓面平面圖

TOWER 15
第15座

| Each Residential Property 每個住宅物業 | Floor 樓層 | Unit 單位 | A | B |
|---|-------------|------------|--------------------|------|
| Floor-to-Floor Height (mm) 層與層之間的高度 (毫米) | 5/F 5樓 | | 3380 | 3380 |
| Thickness of Floor Slab (excluding plaster) (mm) 樓板 (不包括灰泥) 的厚度 (毫米) | | | 150, 175, 225, 250 | 150 |

The internal areas of the residential properties on the upper floors will generally be slightly larger than those on the lower floors because of the reducing thickness of the structural walls on the upper floors.
因住宅物業的較高樓層結構牆的厚度遞減，較高樓層的內部面積，一般比較低樓層的內部面積稍大。

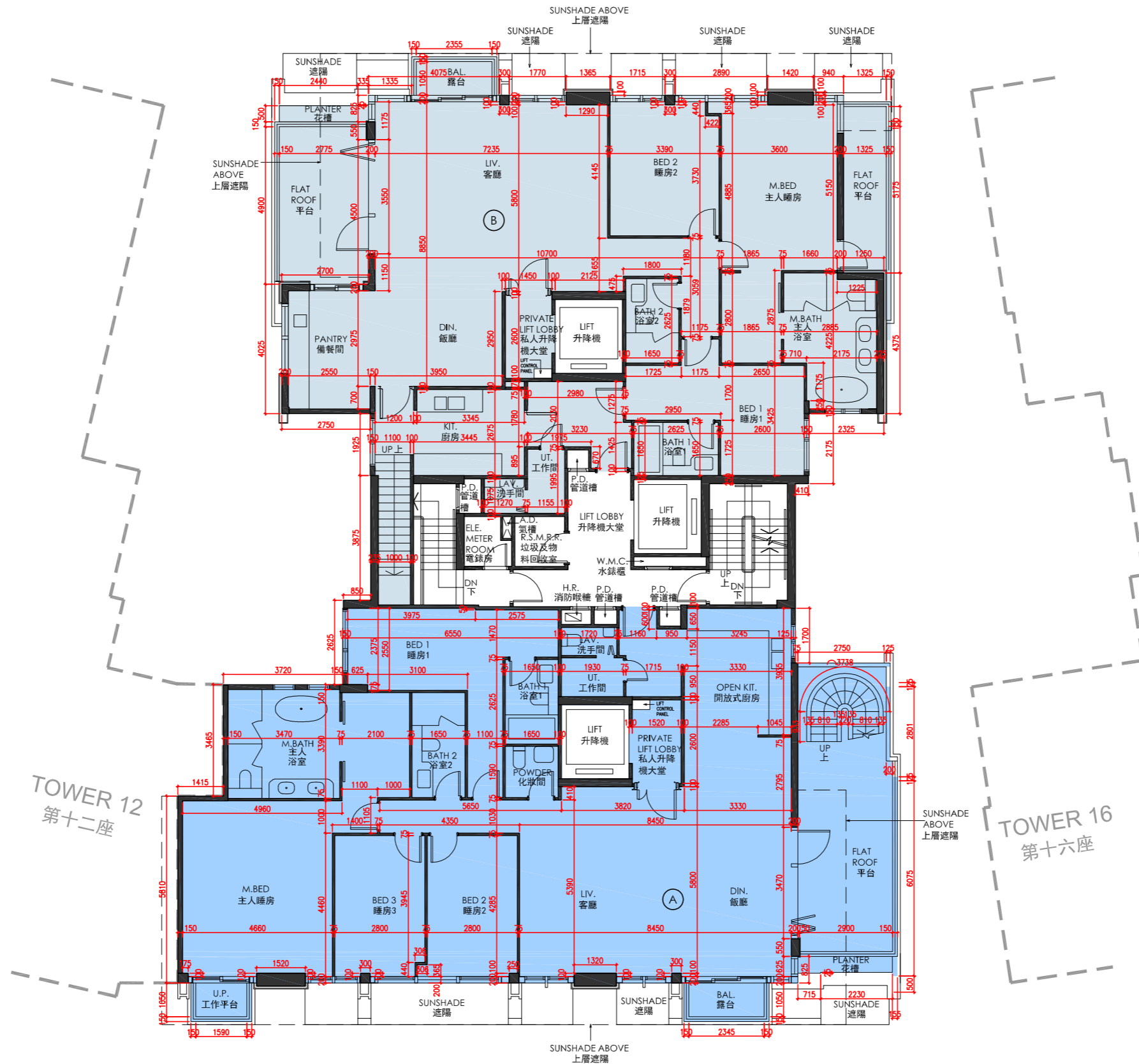
Notes:

- There may be architectural features and/or exposed pipes on external walls and/or windows of the residential units. For details, please refer to the latest approved building plans.
- Drainage pipes enclosed in cladding are installed at the external wall of the residential units. Also, drainage pipes will run through the flat roof, roof and/or garden of the residential units.
- The condensers of the VRV air-conditioners are located on Roof.
- There are ceiling bulkheads in living rooms, dining rooms, bedrooms, store, corridors, kitchens, air conditioning plant room and/or other rooms or areas of the residential units for the air-conditioning pipes and/or M&E services.
- The internal ceiling height within residential units may vary due to structural, architectural and/or decoration design variations.
- Some louvers that are installed at false ceilings may not be indicated on the floor plans.
- Balcony and utility platform are non-enclosed areas.
- Symbols of fittings and fitments such as bathtub, sink, water closet, shower, sink counter, etc. are prepared based on the latest approved building plans and are for general indication only.

備註:

- 住宅單位外牆裝飾板內設有喉管。喉管亦安裝於住宅單位之平台、天台及/或花園內。
- 部份住宅單位的露台及/或工作平台側之外牆裝飾板內設有公用喉管。公用喉管亦安裝於部份連平台及/或天台住宅單位之平台及/或天台內。
- VRV分體式空調冷氣機的冷凝器位於天台。
- 住宅單位客廳、飯廳、睡房、儲物室、走廊、廚房、冷氣機房及/或其他房間或空間的裝飾橫樑裝置冷氣喉管及/或機電設備。
- 住宅單位的天花高度將會因應其結構、建築設計及/或裝修設計上的需要而有差異。
- 部份百葉窗安裝於假天花之上且沒有於平面圖顯示。
- 露台及工作平台為不可封閉的地方。
- 樓面平面圖上所顯示的裝置符號，如浴缸、洗滌盆、座廁、花灑、洗滌盆櫃等乃按最新的經批准的建築圖則繪製，只作一般示意用途。

TOWER 15
第15座



TOWER 12
第十二座

TOWER 16
第十六座

5/F FLOOR PLAN
5樓樓面平面圖

Scale 比例 | 0M/米 | 5M/米



FLOOR PLANS OF RESIDENTIAL PROPERTIES IN THE DEVELOPMENT
發展項目的住宅物業的樓面平面圖

TOWER 15
第15座

| Each Residential Property 每個住宅物業 | Floor 樓層 | Unit 單位 | A | B |
|---|-------------|------------|-----------------------|-----------------------|
| Floor-to-Floor Height (mm) 層與層之間的高度 (毫米) | R/F 天台 | | Not Applicable 不適用 | Not Applicable 不適用 |
| Thickness of Floor Slab (excluding plaster) (mm) 樓板 (不包括灰泥) 的厚度 (毫米) | | | Not Applicable 不適用 | Not Applicable 不適用 |

The internal areas of the residential properties on the upper floors will generally be slightly larger than those on the lower floors because of the reducing thickness of the structural walls on the upper floors.
因住宅物業的較高樓層結構牆的厚度遞減，較高樓層的內部面積，一般比較低樓層的內部面積稍大。

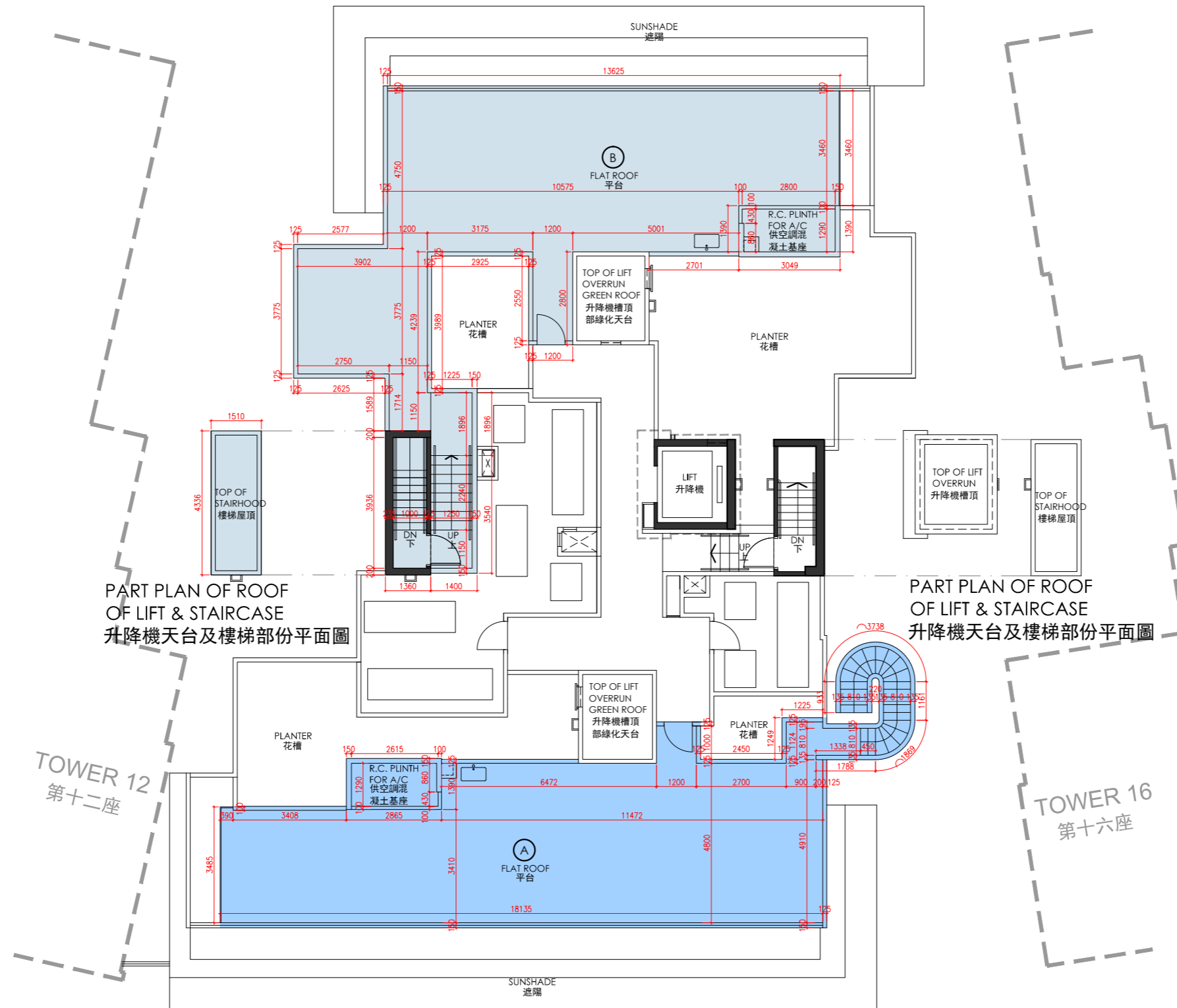
Notes:

- There may be architectural features and/or exposed pipes on external walls and/or windows of the residential units. For details, please refer to the latest approved building plans.
- Drainage pipes enclosed in cladding are installed at the external wall of the residential units. Also, drainage pipes will run through the flat roof, roof and/or garden of the residential units.
- The condensers of the VRV air-conditioners are located on Roof.
- There are ceiling bulkheads in living rooms, dining rooms, bedrooms, store, corridors, kitchens, air conditioning plant room and/or other rooms or areas of the residential units for the air-conditioning pipes and/or M&E services.
- The internal ceiling height within residential units may vary due to structural, architectural and/or decoration design variations.
- Some louvers that are installed at false ceilings may not be indicated on the floor plans.
- Balcony and utility platform are non-enclosed areas.
- Symbols of fittings and fitments such as bathtub, sink, water closet, shower, sink counter, etc. are prepared based on the latest approved building plans and are for general indication only.

備註:

- 住宅單位外牆裝飾板內設有喉管。喉管亦安裝於住宅單位之平台、天台及/或花園內。
- 部份住宅單位的露台及/或工作平台側之外牆裝飾板內設有公用喉管。公用喉管亦安裝於部份連平台及/或天台住宅單位之平台及/或天台內。
- VRV分體式空調冷氣機的冷凝器位於天台。
- 住宅單位客廳、飯廳、睡房、儲物室、走廊、廚房、冷氣機房及/或其他房間或空間的裝飾橫樑裝置冷氣喉管及/或機電設備。
- 住宅單位的天花高度將會因應其結構、建築設計及/或裝修設計上的需要而有差異。
- 部份百葉窗安裝於假天花之上且沒有於平面圖顯示。
- 露台及工作平台為不可封閉的地方。
- 樓面平面圖上所顯示的裝置符號，如浴缸、洗滌盆、座廁、花灑、洗滌盆櫃等乃按最新的經批准的建築圖則繪製，只作一般示意用途。

TOWER 15
第15座



PART PLAN OF ROOF OF LIFT & STAIRCASE
升降機天台及樓梯部份平面圖

PART PLAN OF ROOF OF LIFT & STAIRCASE
升降機天台及樓梯部份平面圖

ROOF FLOOR PLAN
天台樓面平面圖

Scale 比例 | 0M/米 | 5M/米



FLOOR PLANS OF RESIDENTIAL PROPERTIES IN THE DEVELOPMENT
發展項目的住宅物業的樓面平面圖

TOWER 16
第16座

| Each Residential Property 每個住宅物業 | Floor 樓層 | Unit 單位 | A | B | C | D |
|---|-------------|------------|--------------------|------------|---------------|------------|
| Floor-to-Floor Height (mm) 層與層之間的高度 (毫米) | G/F 地下 | | 2980, 3380 | 2980, 3380 | 2980, 3380 | 2980, 3380 |
| Thickness of Floor Slab (excluding plaster) (mm) 樓板 (不包括灰泥) 的厚度 (毫米) | | | 150, 175, 200, 250 | 150 | 150, 165, 175 | 150 |

The internal areas of the residential properties on the upper floors will generally be slightly larger than those on the lower floors because of the reducing thickness of the structural walls on the upper floors.
因住宅物業的較高樓層結構牆的厚度遞減，較高樓層的內部面積，一般比較低樓層的內部面積稍大。

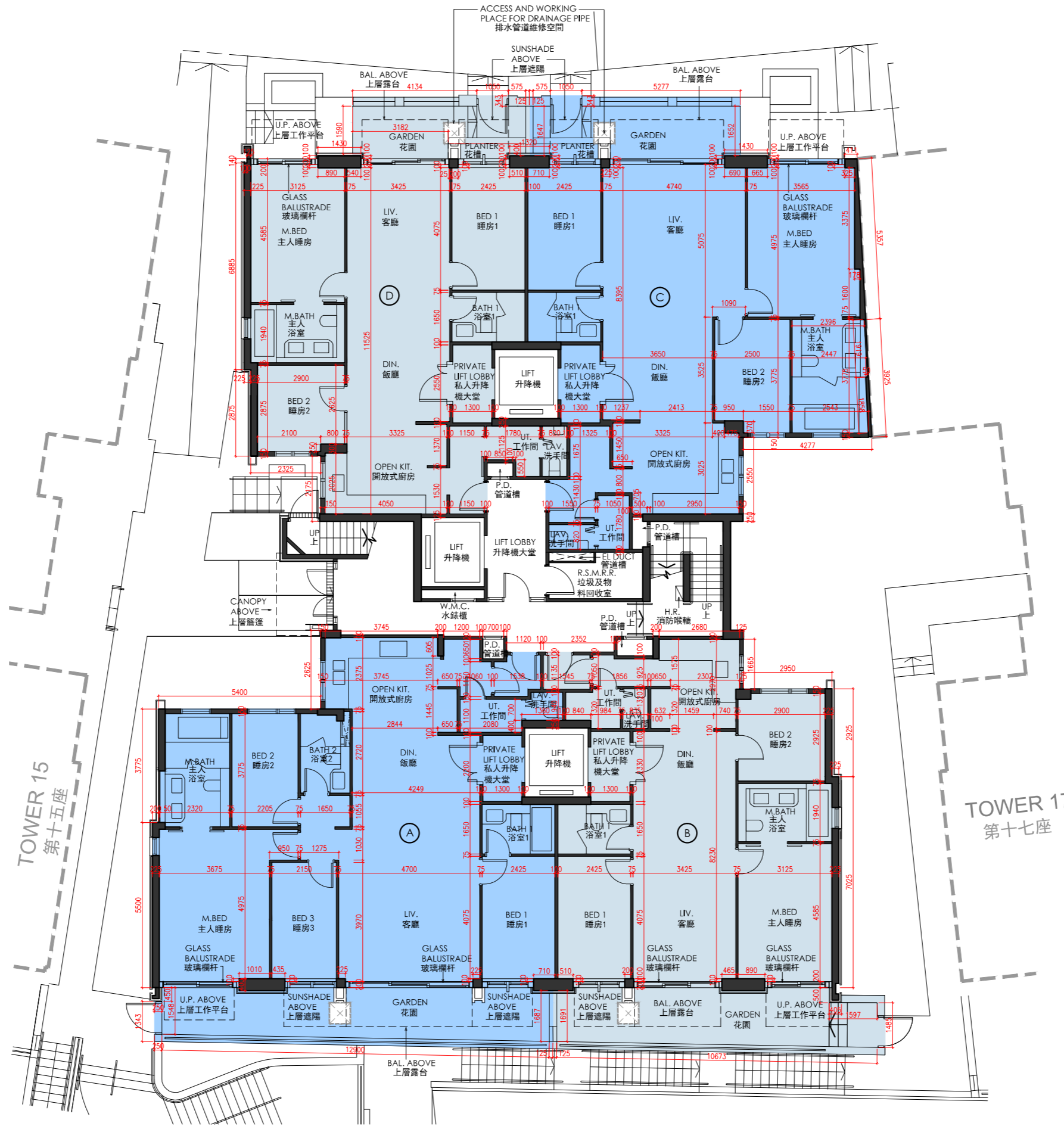
Notes:

- There may be architectural features and/or exposed pipes on external walls and/or windows of the residential units. For details, please refer to the latest approved building plans.
- Drainage pipes enclosed in cladding are installed at the external wall of the residential units. Also, drainage pipes will run through the flat roof, roof and/or garden of the residential units.
- The condensers of the VRV air-conditioners are located on Roof.
- There are ceiling bulkheads in living rooms, dining rooms, bedrooms, store, corridors, kitchens, air conditioning plant room and/or other rooms or areas of the residential units for the air-conditioning pipes and/or M&E services.
- The internal ceiling height within residential units may vary due to structural, architectural and/or decoration design variations.
- Some louvers that are installed at false ceilings may not be indicated on the floor plans.
- Balcony and utility platform are non-enclosed areas.
- Symbols of fittings and fitments such as bathtub, sink, water closet, shower, sink counter, etc. are prepared based on the latest approved building plans and are for general indication only.

備註:

- 住宅單位外牆裝飾板內設有喉管。喉管亦安裝於住宅單位之平台、天台及/或花園內。
- 部份住宅單位的露台及/或工作平台側之外牆裝飾板內設有公用喉管。公用喉管亦安裝於部份連平台及/或天台住宅單位之平台及/或天台內。
- VRV分體式空調冷氣機的冷凝器位於天台。
- 住宅單位客廳、飯廳、睡房、儲物室、走廊、廚房、冷氣機房及/或其他房間或空間的裝飾橫樑裝置冷氣喉管及/或機電設備。
- 住宅單位的天花高度將會因應其結構、建築設計及/或裝修設計上的需要而有差異。
- 部份百葉窗安裝於假天花之上且沒有於平面圖顯示。
- 露台及工作平台為不可封閉的地方。
- 樓面平面圖上所顯示的裝置符號，如浴缸、洗滌盆、座廁、花灑、洗滌盆櫃等乃按最新的經批准的建築圖則繪製，只作一般示意用途。

TOWER 16
第16座



TOWER 15
第十五座

TOWER 17
第十七座

G/F FLOOR PLAN
地下樓面平面圖

Scale 比例 | 0M/米 | 5M/米



FLOOR PLANS OF RESIDENTIAL PROPERTIES IN THE DEVELOPMENT
發展項目的住宅物業的樓面平面圖

TOWER 16
第16座

| Each Residential Property 每個住宅物業 | Floor 樓層 | Unit 單位 | A | B | C | D |
|---|----------------------|------------|---------------------------|------------|---------------------------|------------|
| Floor-to-Floor Height (mm) 層與層之間的高度 (毫米) | 1/F - 2/F 1樓 - 2樓 | | 2980, 3380 | 2980, 3380 | 2980, 3380 | 2980, 3380 |
| Thickness of Floor Slab (excluding plaster) (mm) 樓板 (不包括灰泥) 的厚度 (毫米) | | | 150, 175, 200, 250 | 150 | 150, 165, 175 | 150 |
| Floor-to-Floor Height (mm) 層與層之間的高度 (毫米) | 3/F 3樓 | | 2980, 3030, 3330, 3380 | 3030, 3380 | 2980, 3030, 3330, 3380 | 3030, 3380 |
| Thickness of Floor Slab (excluding plaster) (mm) 樓板 (不包括灰泥) 的厚度 (毫米) | | | 150, 175, 200, 250 | 150 | 150, 165, 175 | 150 |

The internal areas of the residential properties on the upper floors will generally be slightly larger than those on the lower floors because of the reducing thickness of the structural walls on the upper floors.
因住宅物業的較高樓層結構牆的厚度遞減，較高樓層的內部面積，一般比較低樓層的內部面積稍大。

Notes:

- There may be architectural features and/or exposed pipes on external walls and/or windows of the residential units. For details, please refer to the latest approved building plans.
- Drainage pipes enclosed in cladding are installed at the external wall of the residential units. Also, drainage pipes will run through the flat roof, roof and/or garden of the residential units.
- The condensers of the VRV air-conditioners are located on Roof.
- There are ceiling bulkheads in living rooms, dining rooms, bedrooms, store, corridors, kitchens, air conditioning plant room and/or other rooms or areas of the residential units for the air-conditioning pipes and/or M&E services.
- The internal ceiling height within residential units may vary due to structural, architectural and/or decoration design variations.
- Some louvers that are installed at false ceilings may not be indicated on the floor plans.
- Balcony and utility platform are non-enclosed areas.
- Symbols of fittings and fitments such as bathtub, sink, water closet, shower, sink counter, etc. are prepared based on the latest approved building plans and are for general indication only.

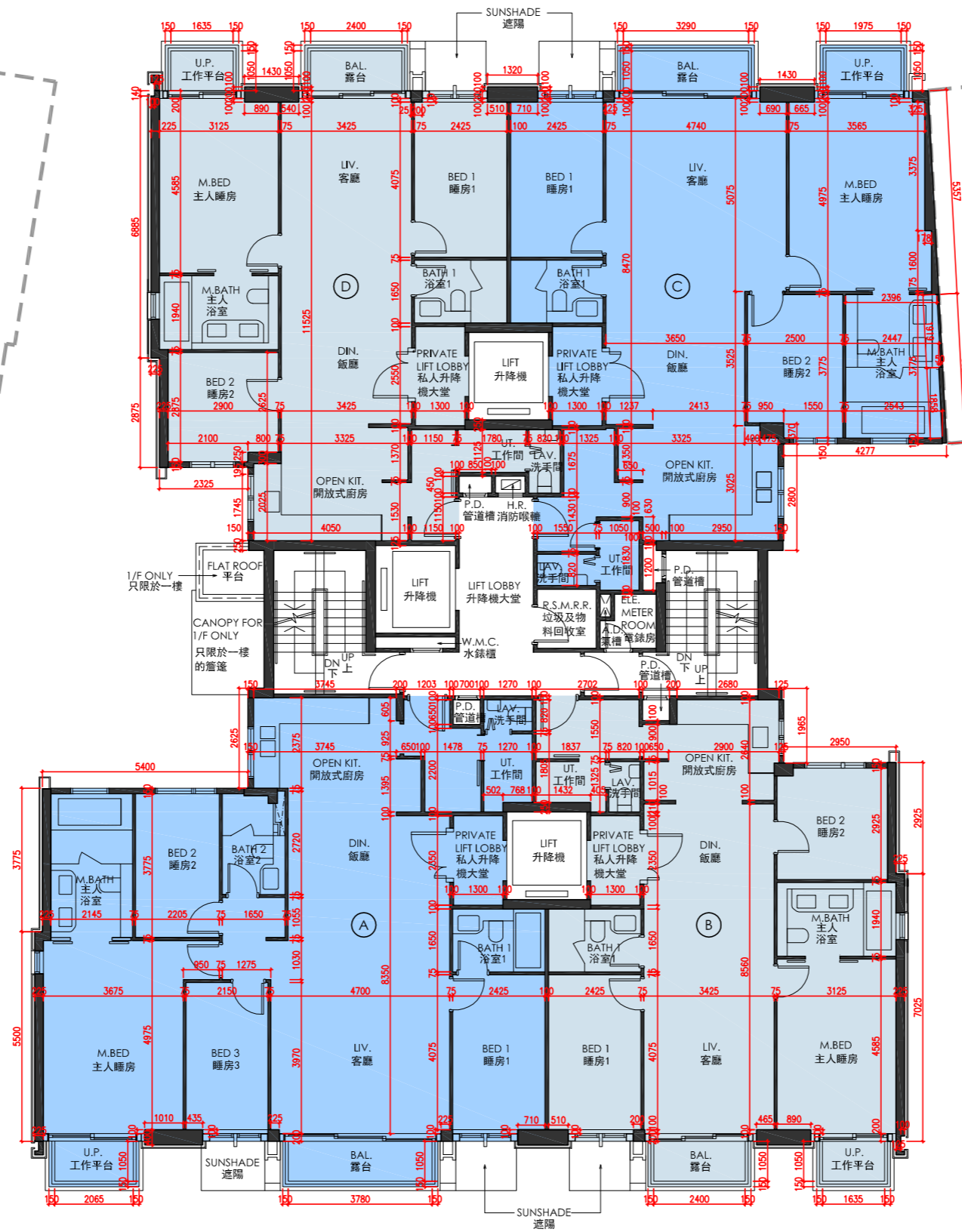
備註:

- 住宅單位外牆裝飾板內設有喉管。喉管亦安裝於住宅單位之平台、天台及/或花園內。
- 部份住宅單位的露台及/或工作平台側之外牆裝飾板內設有公用喉管。公用喉管亦安裝於部份連平台及/或天台住宅單位之平台及/或天台內。
- VRV分體式空調冷氣機的冷凝器位於天台。
- 住宅單位客廳、飯廳、睡房、儲物室、走廊、廚房、冷氣機房及/或其他房間或空間的裝飾橫樑裝置冷氣喉管及/或機電設備。
- 住宅單位的天花高度將會因應其結構、建築設計及/或裝修設計上的需要而有差異。
- 部份百葉窗安裝於假天花之上且沒有於平面圖顯示。
- 露台及工作平台為不可封閉的地方。
- 樓面平面圖上所顯示的裝置符號，如浴缸、洗滌盆、座廁、花灑、洗滌盆櫃等乃按最新的經批准的建築圖則繪製，只作一般示意用途。

TOWER 16
第16座

TOWER 15
第十五座

TOWER 17
第十七座



1/F - 3/F FLOOR PLAN
1樓 - 3樓樓面平面圖

Scale 比例 | 0M/米 | 5M/米



FLOOR PLANS OF RESIDENTIAL PROPERTIES IN THE DEVELOPMENT
發展項目的住宅物業的樓面平面圖

TOWER 16
第16座

| Each Residential Property 每個住宅物業 | Floor 樓層 | Unit 單位 | A | B |
|---|-------------|------------|----------------------------|---------------------------------|
| Floor-to-Floor Height (mm) 層與層之間的高度 (毫米) | 5/F 5樓 | | 3380 | 3380 |
| Thickness of Floor Slab (excluding plaster) (mm) 樓板 (不包括灰泥) 的厚度 (毫米) | | | 150, 160, 200, 230, 260 | 150, 160, 175, 180, 200, 260 |

The internal areas of the residential properties on the upper floors will generally be slightly larger than those on the lower floors because of the reducing thickness of the structural walls on the upper floors.
因住宅物業的較高樓層結構牆的厚度遞減，較高樓層的內部面積，一般比較低樓層的內部面積稍大。

Notes:

- There may be architectural features and/or exposed pipes on external walls and/or windows of the residential units. For details, please refer to the latest approved building plans.
- Drainage pipes enclosed in cladding are installed at the external wall of the residential units. Also, drainage pipes will run through the flat roof, roof and/or garden of the residential units.
- The condensers of the VRV air-conditioners are located on Roof.
- There are ceiling bulkheads in living rooms, dining rooms, bedrooms, store, corridors, kitchens, air conditioning plant room and/or other rooms or areas of the residential units for the air-conditioning pipes and/or M&E services.
- The internal ceiling height within residential units may vary due to structural, architectural and/or decoration design variations.
- Some louvers that are installed at false ceilings may not be indicated on the floor plans.
- Balcony and utility platform are non-enclosed areas.
- Symbols of fittings and fitments such as bathtub, sink, water closet, shower, sink counter, etc. are prepared based on the latest approved building plans and are for general indication only.

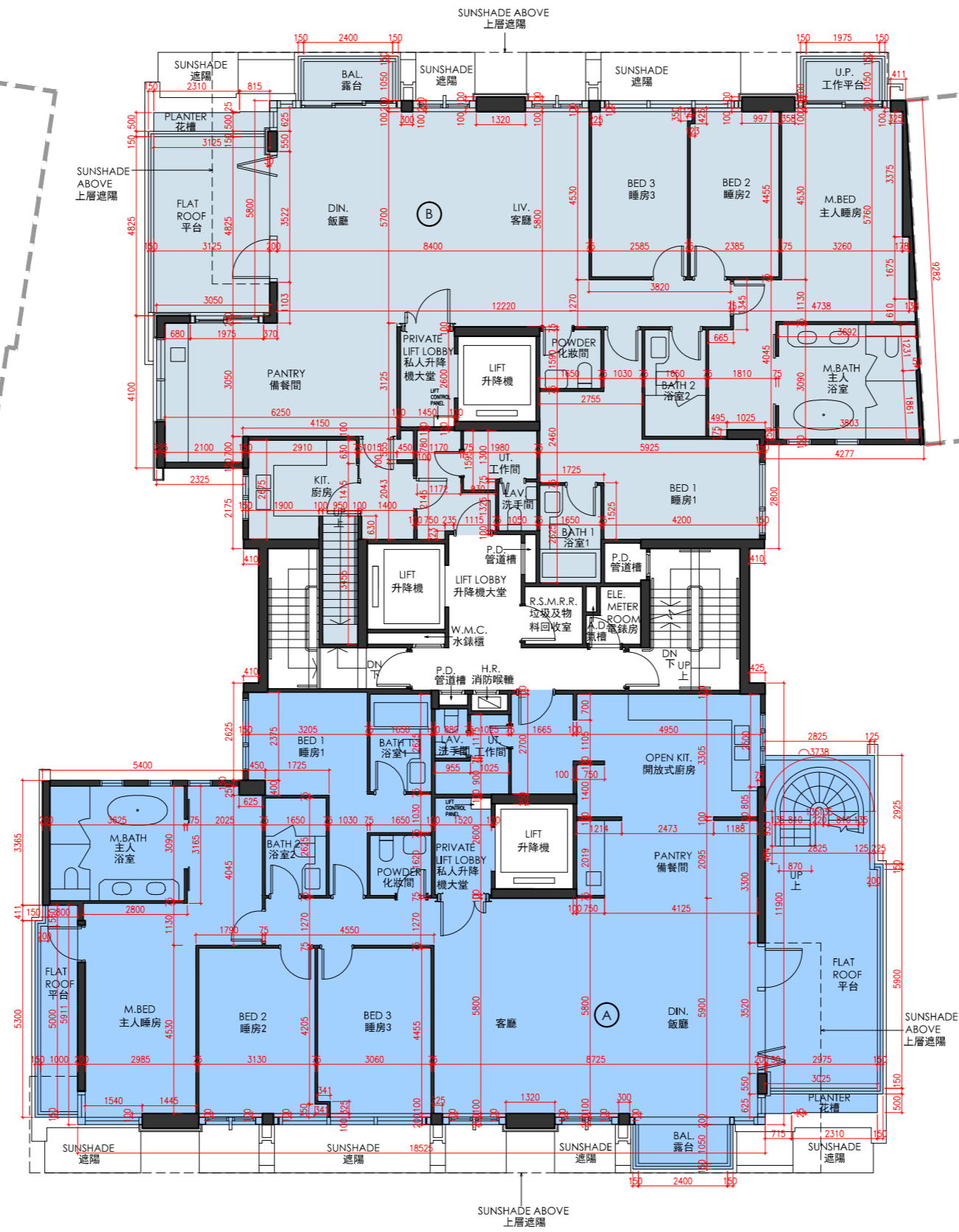
備註:

- 住宅單位外牆裝飾板內設有喉管。喉管亦安裝於住宅單位之平台、天台及/或花園內。
- 部份住宅單位的露台及/或工作平台側之外牆裝飾板內設有公用喉管。公用喉管亦安裝於部份連平台及/或天台住宅單位之平台及/或天台內。
- VRV分體式空調冷氣機的冷凝器位於天台。
- 住宅單位客廳、飯廳、睡房、儲物室、走廊、廚房、冷氣機房及/或其他房間或空間的裝飾橫樑裝置冷氣喉管及/或機電設備。
- 住宅單位的天花高度將會因應其結構、建築設計及/或裝修設計上的需要而有差異。
- 部份百葉窗安裝於假天花之上且沒有於平面圖顯示。
- 露台及工作平台為不可封閉的地方。
- 樓面平面圖上所顯示的裝置符號，如浴缸、洗滌盆、座廁、花灑、洗滌盆櫃等乃按最新的經批准的建築圖則繪製，只作一般示意用途。

TOWER 16
第16座

TOWER 15
第十五座

TOWER 17
第十七座



5/F FLOOR PLAN
5樓樓面平面圖

Scale 比例 | 0M/米 | 5M/米



FLOOR PLANS OF RESIDENTIAL PROPERTIES IN THE DEVELOPMENT
發展項目的住宅物業的樓面平面圖

TOWER 16
第16座

| Each Residential Property 每個住宅物業 | Floor 樓層 | Unit 單位 | A | B |
|---|-------------|------------|-----------------------|-----------------------|
| Floor-to-Floor Height (mm) 層與層之間的高度 (毫米) | R/F 天台 | | Not Applicable 不適用 | Not Applicable 不適用 |
| Thickness of Floor Slab (excluding plaster) (mm) 樓板 (不包括灰泥) 的厚度 (毫米) | | | Not Applicable 不適用 | Not Applicable 不適用 |

The internal areas of the residential properties on the upper floors will generally be slightly larger than those on the lower floors because of the reducing thickness of the structural walls on the upper floors.
因住宅物業的較高樓層結構牆的厚度遞減，較高樓層的內部面積，一般比較低樓層的內部面積稍大。

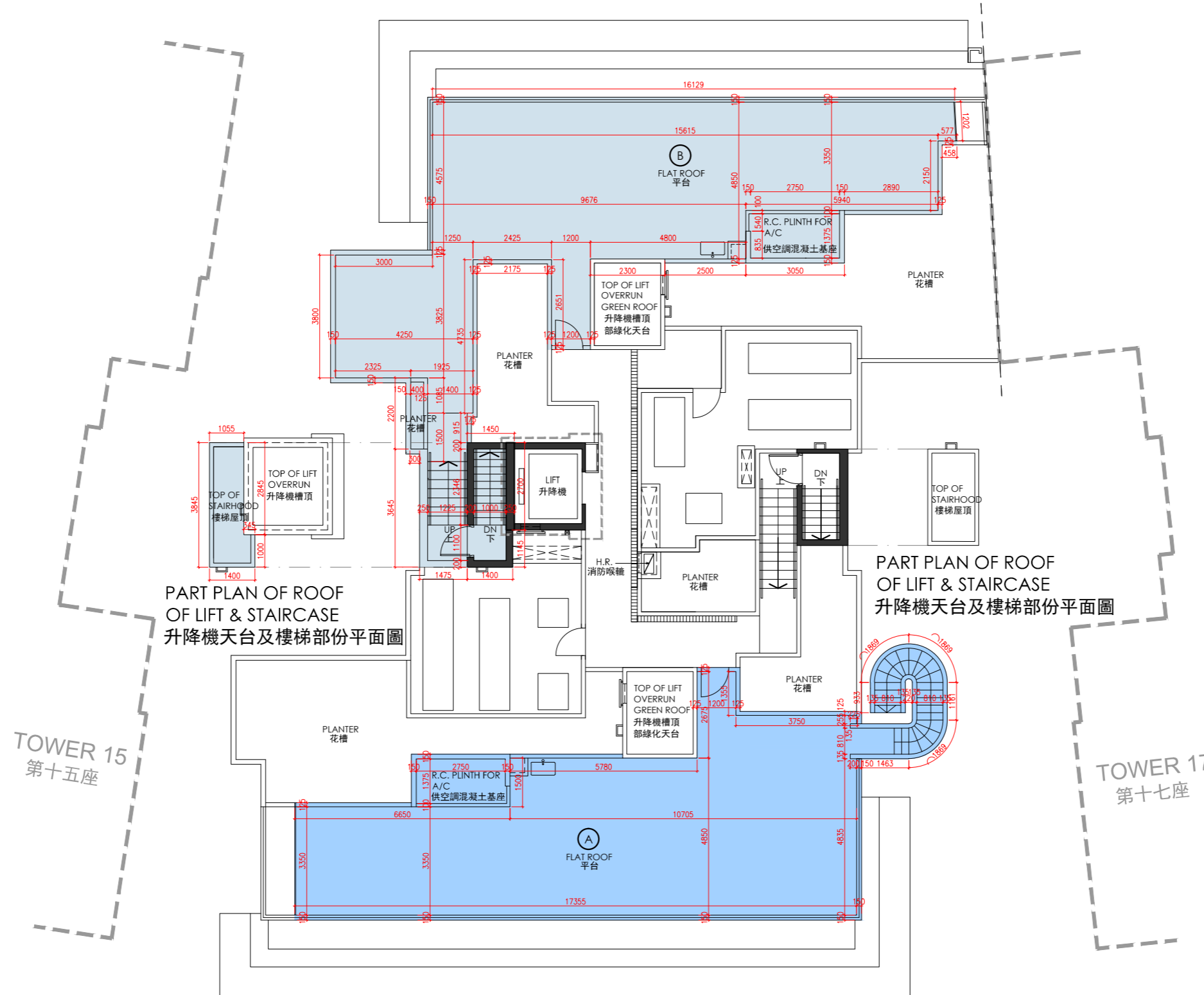
Notes:

1. There may be architectural features and/or exposed pipes on external walls and/or windows of the residential units. For details, please refer to the latest approved building plans.
2. Drainage pipes enclosed in cladding are installed at the external wall of the residential units. Also, drainage pipes will run through the flat roof, roof and/or garden of the residential units.
3. The condensers of the VRV air-conditioners are located on Roof.
4. There are ceiling bulkheads in living rooms, dining rooms, bedrooms, store, corridors, kitchens, air conditioning plant room and/or other rooms or areas of the residential units for the air-conditioning pipes and/or M&E services.
5. The internal ceiling height within residential units may vary due to structural, architectural and/or decoration design variations.
6. Some louvers that are installed at false ceilings may not be indicated on the floor plans.
7. Balcony and utility platform are non-enclosed areas.
8. Symbols of fittings and fitments such as bathtub, sink, water closet, shower, sink counter, etc. are prepared based on the latest approved building plans and are for general indication only.

備註:

1. 住宅單位外牆裝飾板內設有喉管。喉管亦安裝於住宅單位之平台、天台及/或花園內。
2. 部份住宅單位的露台及/或工作平台側之外牆裝飾板內設有公用喉管。公用喉管亦安裝於部份連平台及/或天台住宅單位之平台及/或天台內。
3. VRV分體式空調冷氣機的冷凝器位於天台。
4. 住宅單位客廳、飯廳、睡房、儲物室、走廊、廚房、冷氣機房及/或其他房間或空間的裝飾橫樑裝置冷氣喉管及/或機電設備。
5. 住宅單位的天花高度將會因應其結構、建築設計及/或裝修設計上的需要而有差異。
6. 部份百葉窗安裝於假天花之上且沒有於平面圖顯示。
7. 露台及工作平台為不可封閉的地方。
8. 樓面平面圖上所顯示的裝置符號，如浴缸、洗滌盆、座廁、花灑、洗滌盆櫃等乃按最新的經批准的建築圖則繪製，只作一般示意用途。

TOWER 16
第16座



PART PLAN OF ROOF OF LIFT & STAIRCASE
升降機天台及樓梯部份平面圖

PART PLAN OF ROOF OF LIFT & STAIRCASE
升降機天台及樓梯部份平面圖

ROOF FLOOR PLAN
天台樓面平面圖

Scale 比例 | 0M/米 | 5M/米



FLOOR PLANS OF RESIDENTIAL PROPERTIES IN THE DEVELOPMENT
發展項目的住宅物業的樓面平面圖

TOWER 17
第17座

| Each Residential Property 每個住宅物業 | Floor 樓層 | Unit 單位 | A | B | C | D |
|---|-------------|------------|------------|--------------------|------------|---------------|
| Floor-to-Floor Height (mm) 層與層之間的高度 (毫米) | G/F 地下 | | 2980, 3380 | 2980, 3380 | 2980, 3380 | 2980, 3380 |
| Thickness of Floor Slab (excluding plaster) (mm) 樓板 (不包括灰泥) 的厚度 (毫米) | | | 150 | 150, 175, 200, 250 | 150 | 150, 165, 175 |

The internal areas of the residential properties on the upper floors will generally be slightly larger than those on the lower floors because of the reducing thickness of the structural walls on the upper floors.
因住宅物業的較高樓層結構牆的厚度遞減，較高樓層的內部面積，一般比較低樓層的內部面積稍大。

Notes:

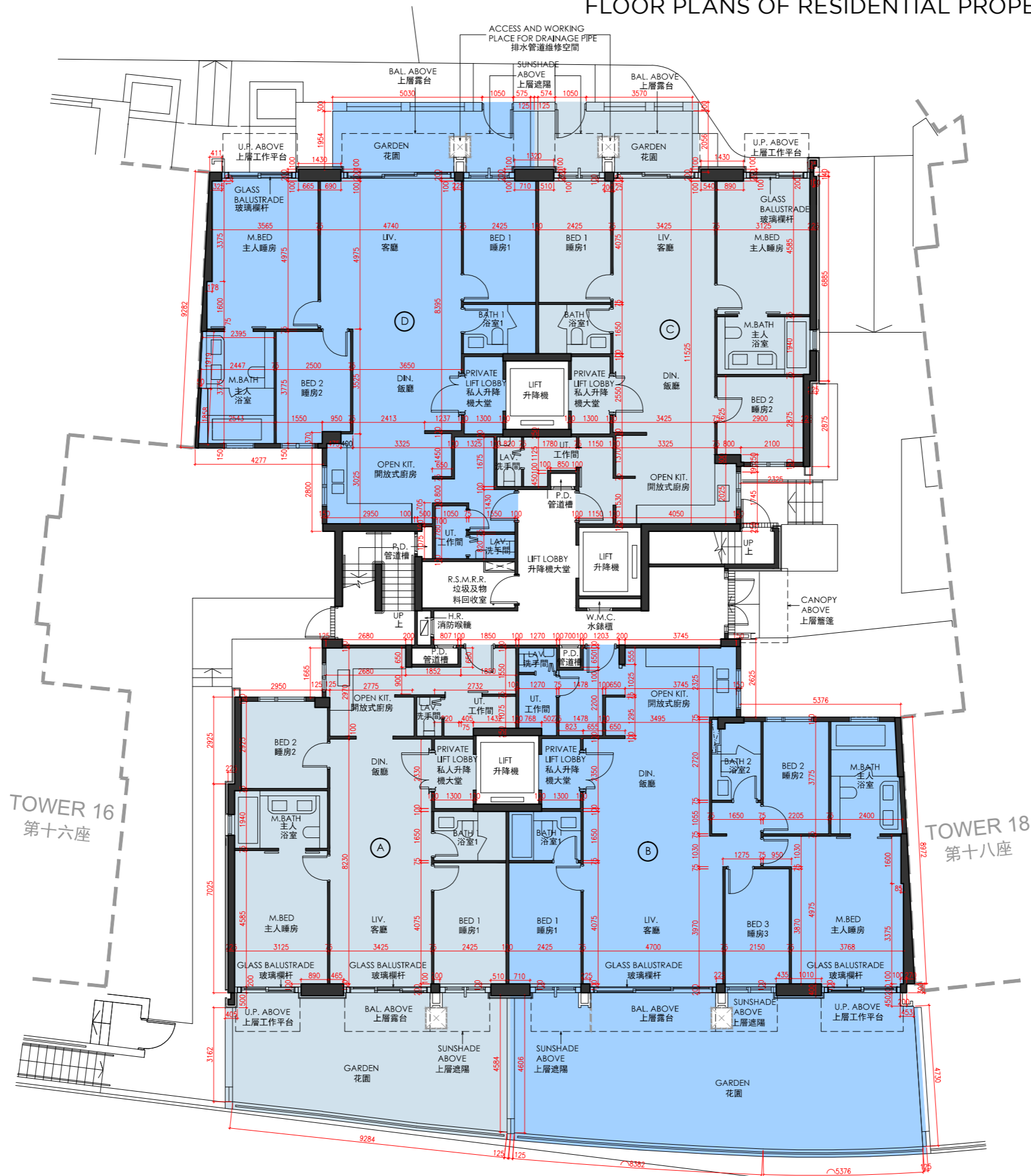
- There may be architectural features and/or exposed pipes on external walls and/or windows of the residential units. For details, please refer to the latest approved building plans.
- Drainage pipes enclosed in cladding are installed at the external wall of the residential units. Also, drainage pipes will run through the flat roof, roof and/or garden of the residential units.
- The condensers of the VRV air-conditioners are located on Roof.
- There are ceiling bulkheads in living rooms, dining rooms, bedrooms, store, corridors, kitchens, air conditioning plant room and/or other rooms or areas of the residential units for the air-conditioning pipes and/or M&E services.
- The internal ceiling height within residential units may vary due to structural, architectural and/or decoration design variations.
- Some louvers that are installed at false ceilings may not be indicated on the floor plans.
- Balcony and utility platform are non-enclosed areas.
- Symbols of fittings and fitments such as bathtub, sink, water closet, shower, sink counter, etc. are prepared based on the latest approved building plans and are for general indication only.

備註:

- 住宅單位外牆裝飾板內設有喉管。喉管亦安裝於住宅單位之平台、天台及/或花園內。
- 部份住宅單位的露台及/或工作平台側之外牆裝飾板內設有公用喉管。公用喉管亦安裝於部份連平台及/或天台住宅單位之平台及/或天台內。
- VRV分體式空調冷氣機的冷凝器位於天台。
- 住宅單位客廳、飯廳、睡房、儲物室、走廊、廚房、冷氣機房及/或其他房間或空間的裝飾橫樑裝置冷氣喉管及/或機電設備。
- 住宅單位的天花高度將會因應其結構、建築設計及/或裝修設計上的需要而有差異。
- 部份百葉窗安裝於假天花之上且沒有於平面圖顯示。
- 露台及工作平台為不可封閉的地方。
- 樓面平面圖上所顯示的裝置符號，如浴缸、洗滌盆、座廁、花灑、洗滌盆櫃等乃按最新的經批准的建築圖則繪製，只作一般示意用途。

FLOOR PLANS OF RESIDENTIAL PROPERTIES IN THE DEVELOPMENT
發展項目的住宅物業的樓面平面圖

TOWER 17
第17座



TOWER 16
第十六座

TOWER 18
第十八座

G/F FLOOR PLAN
地下樓面平面圖

Scale 比例 | 0M/米 | 5M/米



FLOOR PLANS OF RESIDENTIAL PROPERTIES IN THE DEVELOPMENT
發展項目的住宅物業的樓面平面圖

TOWER 17
第17座

| Each Residential Property 每個住宅物業 | Floor 樓層 | Unit 單位 | A | B | C | D |
|---|----------------------|------------|------------|---------------------------|------------|---------------------------|
| Floor-to-Floor Height (mm) 層與層之間的高度 (毫米) | 1/F - 2/F 1樓 - 2樓 | | 2980, 3380 | 2980, 3380 | 2980, 3380 | 2980, 3380 |
| Thickness of Floor Slab (excluding plaster) (mm) 樓板 (不包括灰泥) 的厚度 (毫米) | | | 150 | 150, 175, 200, 250 | 150 | 150, 165, 175 |
| Floor-to-Floor Height (mm) 層與層之間的高度 (毫米) | 3/F 3樓 | | 3030, 3380 | 2980, 3030, 3330, 3380 | 3030, 3380 | 2980, 3030, 3330, 3380 |
| Thickness of Floor Slab (excluding plaster) (mm) 樓板 (不包括灰泥) 的厚度 (毫米) | | | 150 | 150, 175, 200, 250 | 150 | 150, 165, 175 |

The internal areas of the residential properties on the upper floors will generally be slightly larger than those on the lower floors because of the reducing thickness of the structural walls on the upper floors.
因住宅物業的較高樓層結構牆的厚度遞減，較高樓層的內部面積，一般比較低樓層的內部面積稍大。

Notes:

- There may be architectural features and/or exposed pipes on external walls and/or windows of the residential units. For details, please refer to the latest approved building plans.
- Drainage pipes enclosed in cladding are installed at the external wall of the residential units. Also, drainage pipes will run through the flat roof, roof and/or garden of the residential units.
- The condensers of the VRV air-conditioners are located on Roof.
- There are ceiling bulkheads in living rooms, dining rooms, bedrooms, store, corridors, kitchens, air conditioning plant room and/or other rooms or areas of the residential units for the air-conditioning pipes and/or M&E services.
- The internal ceiling height within residential units may vary due to structural, architectural and/or decoration design variations.
- Some louvers that are installed at false ceilings may not be indicated on the floor plans.
- Balcony and utility platform are non-enclosed areas.
- Symbols of fittings and fitments such as bathtub, sink, water closet, shower, sink counter, etc. are prepared based on the latest approved building plans and are for general indication only.

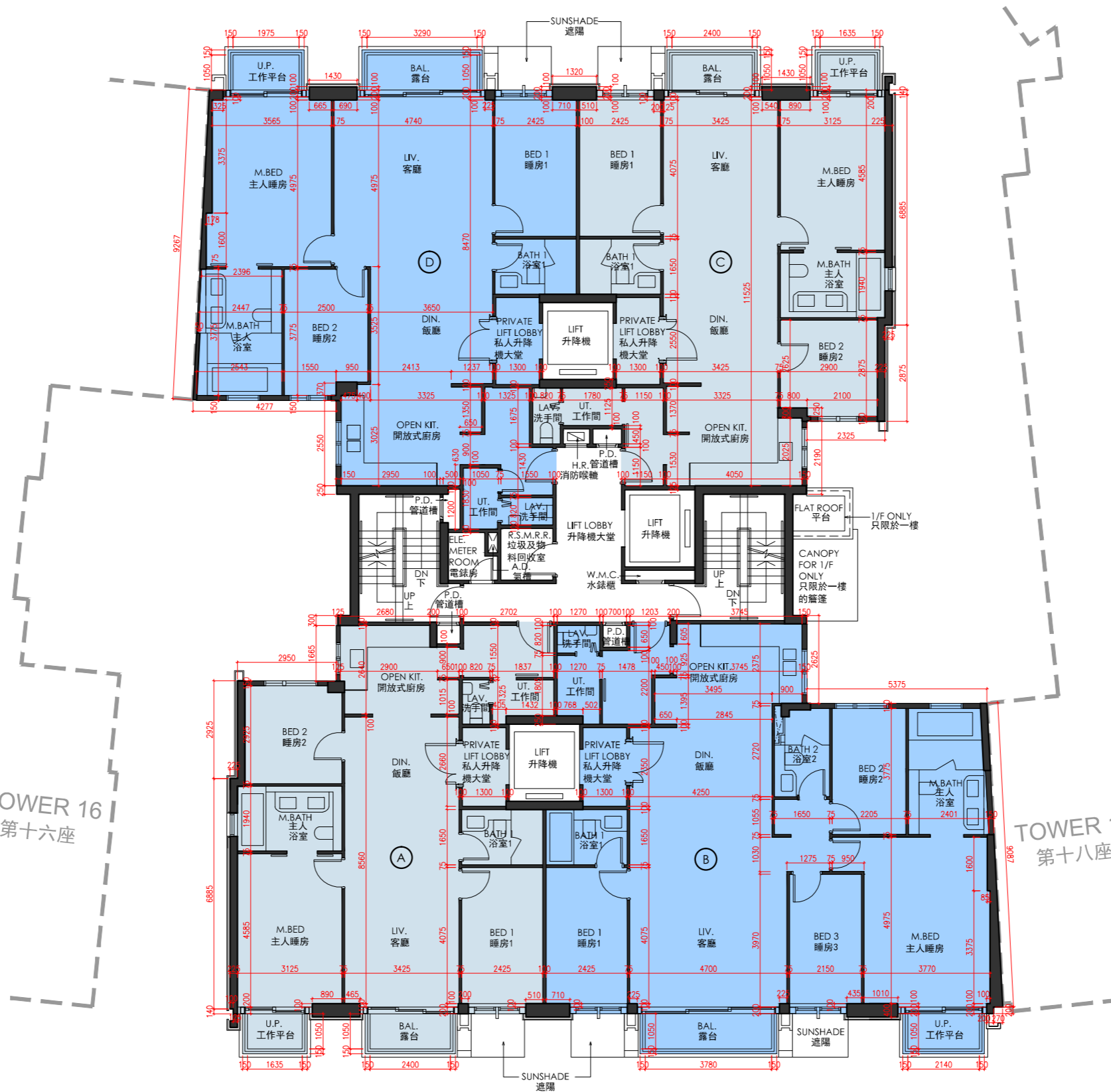
備註:

- 住宅單位外牆裝飾板內設有喉管。喉管亦安裝於住宅單位之平台、天台及/或花園內。
- 部份住宅單位的露台及/或工作平台側之外牆裝飾板內設有公用喉管。公用喉管亦安裝於部份連平台及/或天台住宅單位之平台及/或天台內。
- VRV分體式空調冷氣機的冷凝器位於天台。
- 住宅單位客廳、飯廳、睡房、儲物室、走廊、廚房、冷氣機房及/或其他房間或空間的裝飾橫樑裝置冷氣喉管及/或機電設備。
- 住宅單位的天花高度將會因應其結構、建築設計及/或裝修設計上的需要而有差異。
- 部份百葉窗安裝於假天花之上且沒有於平面圖顯示。
- 露台及工作平台為不可封閉的地方。
- 樓面平面圖上所顯示的裝置符號，如浴缸、洗滌盆、座廁、花灑、洗滌盆櫃等乃按最新的經批准的建築圖則繪製，只作一般示意用途。

TOWER 17
第17座

TOWER 16
第十六座

TOWER 18
第十八座



1/F - 3/F FLOOR PLAN
1樓 - 3樓樓面平面圖

Scale 比例 | 0M/米 | 5M/米



FLOOR PLANS OF RESIDENTIAL PROPERTIES IN THE DEVELOPMENT
發展項目的住宅物業的樓面平面圖

TOWER 17
第17座

| Each Residential Property 每個住宅物業 | Floor 樓層 | Unit 單位 | A | B |
|---|-------------|------------|-------------------------|------------------------------|
| Floor-to-Floor Height (mm) 層與層之間的高度 (毫米) | 5/F 5樓 | | 3380 | 3380 |
| Thickness of Floor Slab (excluding plaster) (mm) 樓板 (不包括灰泥) 的厚度 (毫米) | | | 150, 160, 200, 230, 260 | 150, 160, 175, 180, 200, 260 |

The internal areas of the residential properties on the upper floors will generally be slightly larger than those on the lower floors because of the reducing thickness of the structural walls on the upper floors.
因住宅物業的較高樓層結構牆的厚度遞減，較高樓層的內部面積，一般比較低樓層的內部面積稍大。

Notes:

- There may be architectural features and/or exposed pipes on external walls and/or windows of the residential units. For details, please refer to the latest approved building plans.
- Drainage pipes enclosed in cladding are installed at the external wall of the residential units. Also, drainage pipes will run through the flat roof, roof and/or garden of the residential units.
- The condensers of the VRV air-conditioners are located on Roof.
- There are ceiling bulkheads in living rooms, dining rooms, bedrooms, store, corridors, kitchens, air conditioning plant room and/or other rooms or areas of the residential units for the air-conditioning pipes and/or M&E services.
- The internal ceiling height within residential units may vary due to structural, architectural and/or decoration design variations.
- Some louvers that are installed at false ceilings may not be indicated on the floor plans.
- Balcony and utility platform are non-enclosed areas.
- Symbols of fittings and fitments such as bathtub, sink, water closet, shower, sink counter, etc. are prepared based on the latest approved building plans and are for general indication only.
- Alteration(s) to the Unit B on 5/F of Tower 17 are made by way of minor works and/or exempted works under the Buildings Ordinance. Such alteration(s) includes 1) Adding door in the area outside Kitchen. The altered layout has been indicated and clouded in red on the AS-IS Layout Floor Plan after the 5/F Floor Plan of Tower 17.

備註:

- 住宅單位外牆裝飾板內設有喉管。喉管亦安裝於住宅單位之平台、天台及/或花園內。
- 部份住宅單位的露台及/或工作平台側之外牆裝飾板內設有公用喉管。公用喉管亦安裝於部份連平台及/或天台住宅單位之平台及/或天台內。
- VRV分體式空調冷氣機的冷凝器位於天台。
- 住宅單位客廳、飯廳、睡房、儲物室、走廊、廚房、冷氣機房及/或其他房間或空間的裝飾橫樑裝置冷氣喉管及/或機電設備。
- 住宅單位的天花高度將會因應其結構、建築設計及/或裝修設計上的需要而有差異。
- 部份百葉窗安裝於假天花之上且沒有於平面圖顯示。
- 露台及工作平台為不可封閉的地方。
- 樓面平面圖上所顯示的裝置符號，如浴缸、洗滌盆、座廁、花灑、洗滌盆櫃等乃按最新的經批准的建築圖則繪製，只作一般示意用途。
- 第17座5樓B單位已進行《建築物條例》下的小型工程及/或獲豁免入則的改動工程，該改動包括 1) 新增門於廚房對出之空間。有關已改動布局已於第17座5樓樓面平面圖後之現狀間隔樓面平面圖標示及以紅線環繞標示出來。

TOWER 17
第17座

TOWER 16
第十六座

TOWER 18
第十八座



5/F FLOOR PLAN
5樓樓面平面圖

Scale 比例 | 0M/米 | 5M/米



FLOOR PLANS OF RESIDENTIAL PROPERTIES IN THE DEVELOPMENT
發展項目的住宅物業的樓面平面圖

TOWER 17
第17座

| Each Residential Property 每個住宅物業 | Floor 樓層 | Unit 單位 | A | B |
|---|-------------|------------|-------------------------|------------------------------|
| Floor-to-Floor Height (mm) 層與層之間的高度 (毫米) | 5/F 5樓 | | 3380 | 3380 |
| Thickness of Floor Slab (excluding plaster) (mm) 樓板 (不包括灰泥) 的厚度 (毫米) | | | 150, 160, 200, 230, 260 | 150, 160, 175, 180, 200, 260 |

The internal areas of the residential properties on the upper floors will generally be slightly larger than those on the lower floors because of the reducing thickness of the structural walls on the upper floors.
因住宅物業的較高樓層結構牆的厚度遞減，較高樓層的內部面積，一般比較低樓層的內部面積稍大。

Notes:

- There may be architectural features and/or exposed pipes on external walls and/or windows of the residential units. For details, please refer to the latest approved building plans.
- Drainage pipes enclosed in cladding are installed at the external wall of the residential units. Also, drainage pipes will run through the flat roof, roof and/or garden of the residential units.
- The condensers of the VRV air-conditioners are located on Roof.
- There are ceiling bulkheads in living rooms, dining rooms, bedrooms, store, corridors, kitchens, air conditioning plant room and/or other rooms or areas of the residential units for the air-conditioning pipes and/or M&E services.
- The internal ceiling height within residential units may vary due to structural, architectural and/or decoration design variations.
- Some louvers that are installed at false ceilings may not be indicated on the floor plans.
- Balcony and utility platform are non-enclosed areas.
- Symbols of fittings and fitments such as bathtub, sink, water closet, shower, sink counter, etc. are prepared based on the latest approved building plans and are for general indication only.

備註:

- 住宅單位外牆裝飾板內設有喉管。喉管亦安裝於住宅單位之平台、天台及/或花園內。
- 部份住宅單位的露台及/或工作平台側之外牆裝飾板內設有公用喉管。公用喉管亦安裝於部份連平台及/或天台住宅單位之平台及/或天台內。
- VRV分體式空調冷氣機的冷凝器位於天台。
- 住宅單位客廳、飯廳、睡房、儲物室、走廊、廚房、冷氣機房及/或其他房間或空間的裝飾橫樑裝置冷氣喉管及/或機電設備。
- 住宅單位的天花高度將會因應其結構、建築設計及/或裝修設計上的需要而有差異。
- 部份百葉窗安裝於假天花之上且沒有於平面圖顯示。
- 露台及工作平台為不可封閉的地方。
- 樓面平面圖上所顯示的裝置符號，如浴缸、洗滌盆、座廁、花灑、洗滌盆櫃等乃按最新的經批准的建築圖則繪製，只作一般示意用途。

TOWER 17
第17座

TOWER 16
第十六座

TOWER 18
第十八座



5/F AS-IS LAYOUT FLOOR PLAN
5樓現狀間隔樓面平面圖

Scale 比例 | 0M/米 | 5M/米



FLOOR PLANS OF RESIDENTIAL PROPERTIES IN THE DEVELOPMENT
發展項目的住宅物業的樓面平面圖

TOWER 17
第17座

| Each Residential Property 每個住宅物業 | Floor 樓層 | Unit 單位 | A | B |
|---|-------------|------------|-----------------------|-----------------------|
| Floor-to-Floor Height (mm) 層與層之間的高度 (毫米) | R/F 天台 | | Not Applicable 不適用 | Not Applicable 不適用 |
| Thickness of Floor Slab (excluding plaster) (mm) 樓板 (不包括灰泥) 的厚度 (毫米) | | | Not Applicable 不適用 | Not Applicable 不適用 |

The internal areas of the residential properties on the upper floors will generally be slightly larger than those on the lower floors because of the reducing thickness of the structural walls on the upper floors.
因住宅物業的較高樓層結構牆的厚度遞減，較高樓層的內部面積，一般比較低樓層的內部面積稍大。

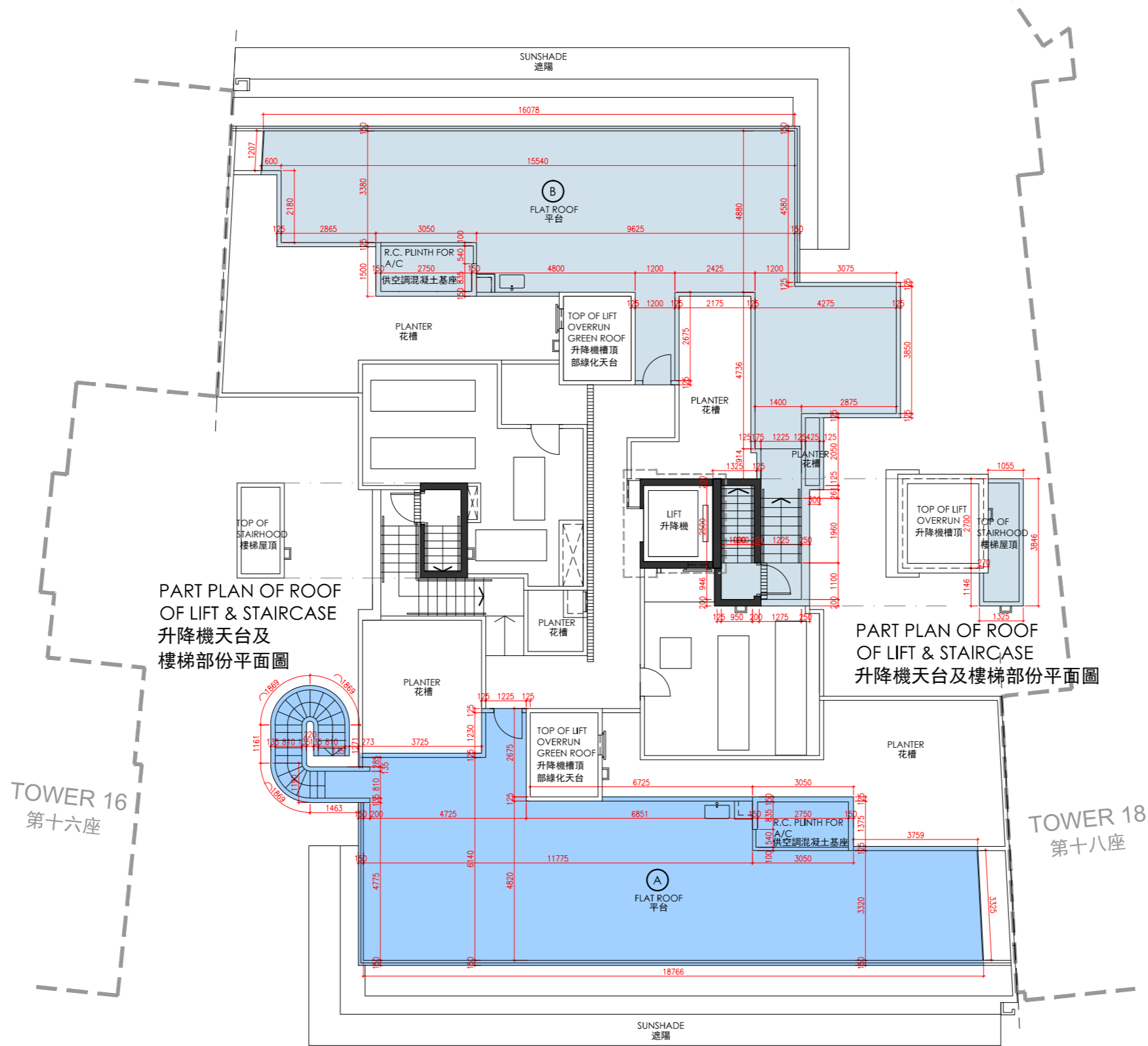
Notes:

- There may be architectural features and/or exposed pipes on external walls and/or windows of the residential units. For details, please refer to the latest approved building plans.
- Drainage pipes enclosed in cladding are installed at the external wall of the residential units. Also, drainage pipes will run through the flat roof, roof and/or garden of the residential units.
- The condensers of the VRV air-conditioners are located on Roof.
- There are ceiling bulkheads in living rooms, dining rooms, bedrooms, store, corridors, kitchens, air conditioning plant room and/or other rooms or areas of the residential units for the air-conditioning pipes and/or M&E services.
- The internal ceiling height within residential units may vary due to structural, architectural and/or decoration design variations.
- Some louvers that are installed at false ceilings may not be indicated on the floor plans.
- Balcony and utility platform are non-enclosed areas.
- Symbols of fittings and fitments such as bathtub, sink, water closet, shower, sink counter, etc. are prepared based on the latest approved building plans and are for general indication only.

備註:

- 住宅單位外牆裝飾板內設有喉管。喉管亦安裝於住宅單位之平台、天台及/或花園內。
- 部份住宅單位的露台及/或工作平台側之外牆裝飾板內設有公用喉管。公用喉管亦安裝於部份連平台及/或天台住宅單位之平台及/或天台內。
- VRV分體式空調冷氣機的冷凝器位於天台。
- 住宅單位客廳、飯廳、睡房、儲物室、走廊、廚房、冷氣機房及/或其他房間或空間的裝飾橫樑裝置冷氣喉管及/或機電設備。
- 住宅單位的天花高度將會因應其結構、建築設計及/或裝修設計上的需要而有差異。
- 部份百葉窗安裝於假天花之上且沒有於平面圖顯示。
- 露台及工作平台為不可封閉的地方。
- 樓面平面圖上所顯示的裝置符號，如浴缸、洗滌盆、座廁、花灑、洗滌盆櫃等乃按最新的經批准的建築圖則繪製，只作一般示意用途。

TOWER 17
第17座



PART PLAN OF ROOF OF LIFT & STAIRCASE
升降機天台及樓梯部份平面圖

PART PLAN OF ROOF OF LIFT & STAIRCASE
升降機天台及樓梯部份平面圖

TOWER 16
第十六座

TOWER 18
第十八座

ROOF FLOOR PLAN
天台樓面平面圖



FLOOR PLANS OF RESIDENTIAL PROPERTIES IN THE DEVELOPMENT
發展項目的住宅物業的樓面平面圖

TOWER 18
第18座

| Each Residential Property 每個住宅物業 | Floor 樓層 | Unit 單位 | A | B |
|---|-------------|------------|-------------------------|------------------------|
| Floor-to-Floor Height (mm) 層與層之間的高度 (毫米) | G/F 地下 | | 2980, 3030, 3330, 3380 | 2980, 3030, 3330, 3380 |
| Thickness of Floor Slab (excluding plaster) (mm) 樓板 (不包括灰泥) 的厚度 (毫米) | | | 150, 175, 200, 225, 250 | 150, 225, 250 |

The internal areas of the residential properties on the upper floors will generally be slightly larger than those on the lower floors because of the reducing thickness of the structural walls on the upper floors.
因住宅物業的較高樓層結構牆的厚度遞減，較高樓層的內部面積，一般比較低樓層的內部面積稍大。

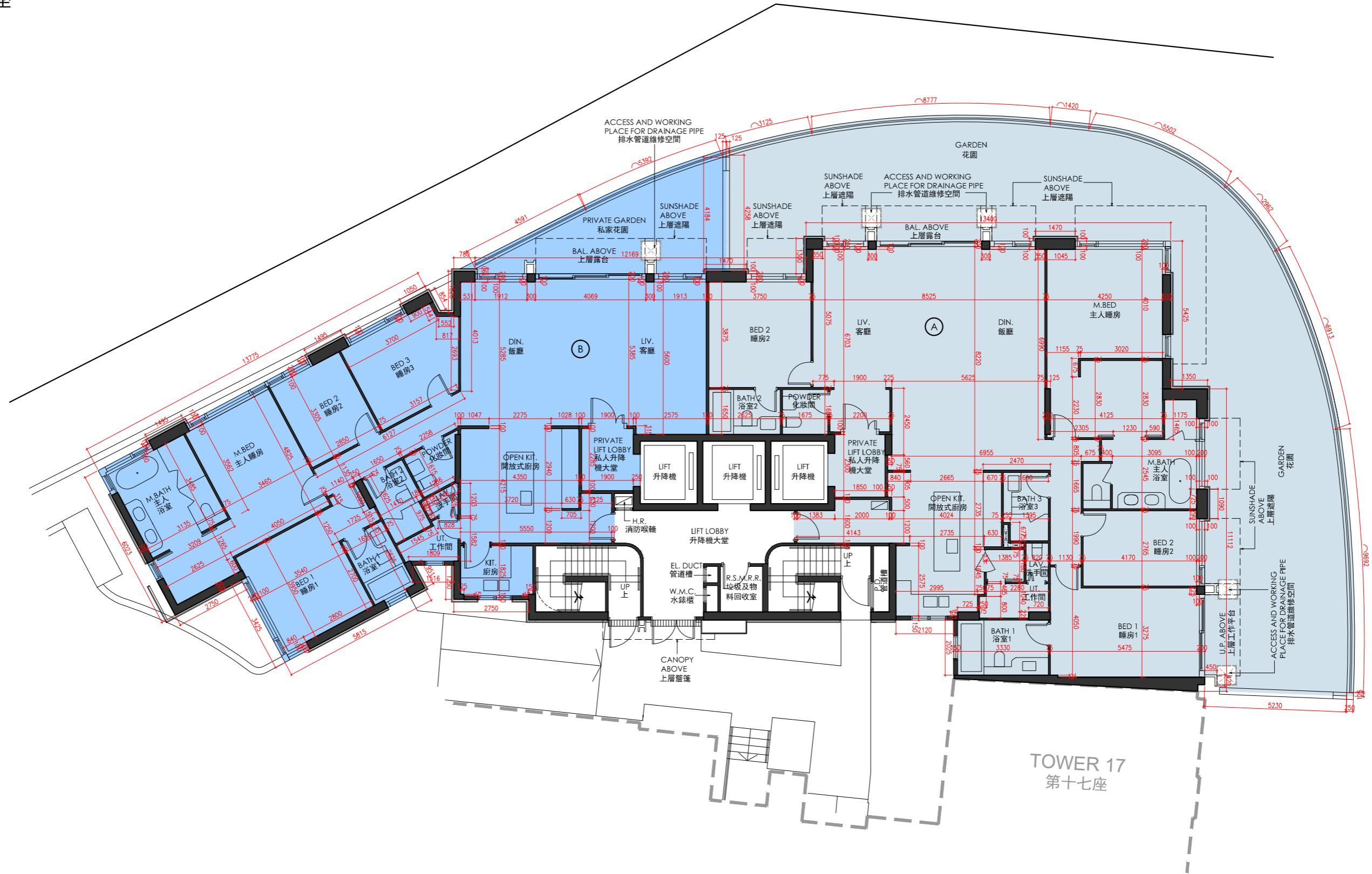
Notes:

- There may be architectural features and/or exposed pipes on external walls and/or windows of the residential units. For details, please refer to the latest approved building plans.
- Drainage pipes enclosed in cladding are installed at the external wall of the residential units. Also, drainage pipes will run through the flat roof, roof and/or garden of the residential units.
- The condensers of the VRV air-conditioners are located on Roof.
- There are ceiling bulkheads in living rooms, dining rooms, bedrooms, store, corridors, kitchens, air conditioning plant room and/or other rooms or areas of the residential units for the air-conditioning pipes and/or M&E services.
- The internal ceiling height within residential units may vary due to structural, architectural and/or decoration design variations.
- Some louvers that are installed at false ceilings may not be indicated on the floor plans.
- Balcony and utility platform are non-enclosed areas.
- Symbols of fittings and fitments such as bathtub, sink, water closet, shower, sink counter, etc. are prepared based on the latest approved building plans and are for general indication only.

備註:

- 住宅單位外牆裝飾板內設有喉管。喉管亦安裝於住宅單位之平台、天台及/或花園內。
- 部份住宅單位的露台及/或工作平台側之外牆裝飾板內設有公用喉管。公用喉管亦安裝於部份連平台及/或天台住宅單位之平台及/或天台內。
- VRV分體式空調冷氣機的冷凝器位於天台。
- 住宅單位客廳、飯廳、睡房、儲物室、走廊、廚房、冷氣機房及/或其他房間或空間的裝飾橫樑裝置冷氣喉管及/或機電設備。
- 住宅單位的天花高度將會因應其結構、建築設計及/或裝修設計上的需要而有差異。
- 部份百葉窗安裝於假天花之上且沒有於平面圖顯示。
- 露台及工作平台為不可封閉的地方。
- 樓面平面圖上所顯示的裝置符號，如浴缸、洗滌盆、座廁、花灑、洗滌盆櫃等乃按最新的經批准的建築圖則繪製，只作一般示意用途。

TOWER 18
第18座



G/F FLOOR PLAN
地下樓面平面圖

Scale 比例 0M/米 5M/米



FLOOR PLANS OF RESIDENTIAL PROPERTIES IN THE DEVELOPMENT
發展項目的住宅物業的樓面平面圖

TOWER 18
第18座

| Each Residential Property 每個住宅物業 | Floor 樓層 | Unit 單位 | A | B |
|---|----------------------|------------|-------------------------|------------------------|
| Floor-to-Floor Height (mm) 層與層之間的高度 (毫米) | 1/F - 2/F 1樓 - 2樓 | | 2980, 3030, 3330, 3380 | 2980, 3030, 3330, 3380 |
| Thickness of Floor Slab (excluding plaster) (mm) 樓板 (不包括灰泥) 的厚度 (毫米) | | | 150, 175, 200, 225, 250 | 150, 225, 250 |
| Floor-to-Floor Height (mm) 層與層之間的高度 (毫米) | 3/F 3樓 | | 2980, 3030, 3330, 3380 | 3030, 3380 |
| Thickness of Floor Slab (excluding plaster) (mm) 樓板 (不包括灰泥) 的厚度 (毫米) | | | 150, 175, 200, 225, 250 | 150, 225, 250 |

The internal areas of the residential properties on the upper floors will generally be slightly larger than those on the lower floors because of the reducing thickness of the structural walls on the upper floors.
因住宅物業的較高樓層結構牆的厚度遞減，較高樓層的內部面積，一般比較低樓層的內部面積稍大。

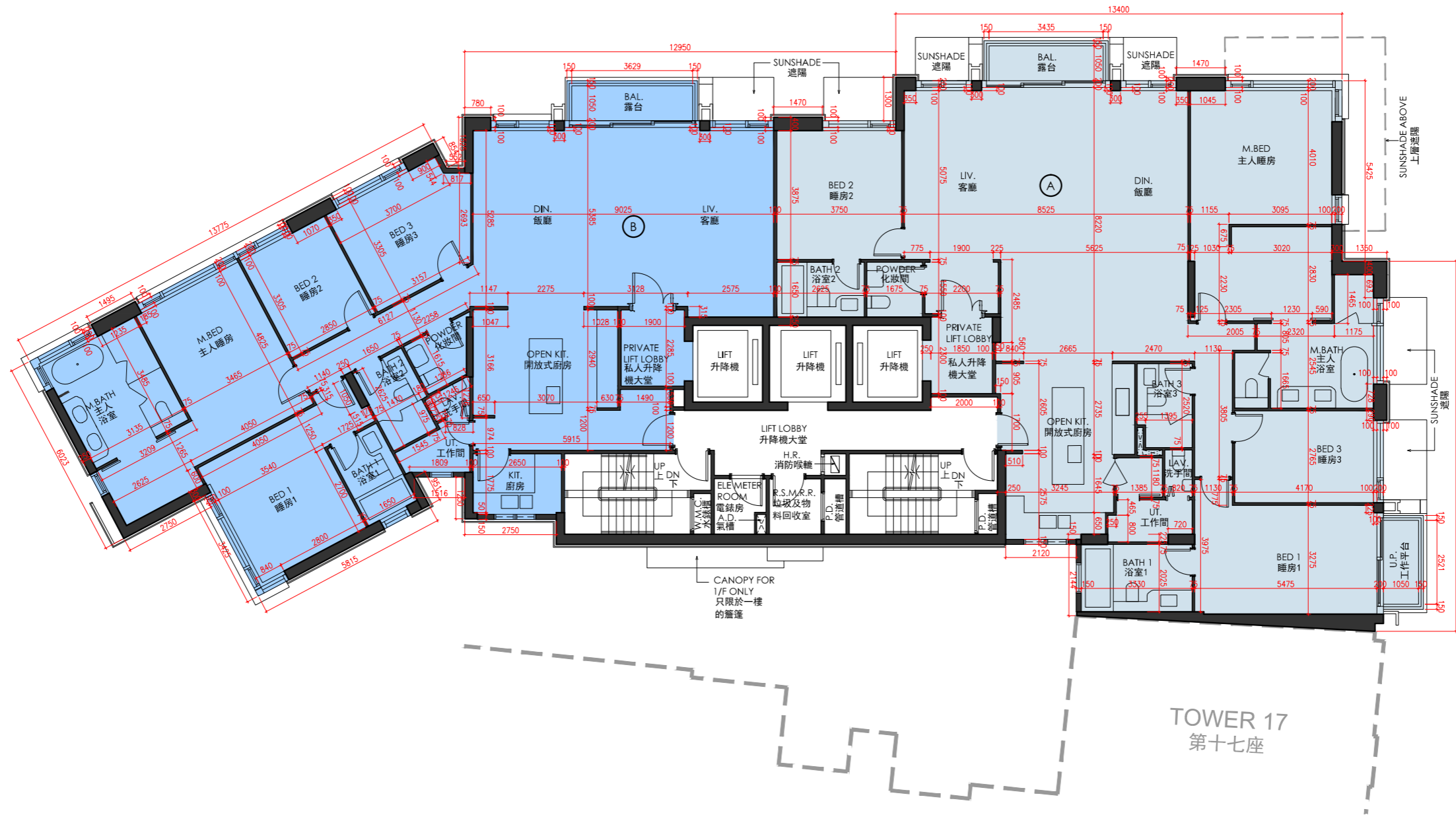
Notes:

- There may be architectural features and/or exposed pipes on external walls and/or windows of the residential units. For details, please refer to the latest approved building plans.
- Drainage pipes enclosed in cladding are installed at the external wall of the residential units. Also, drainage pipes will run through the flat roof, roof and/or garden of the residential units.
- The condensers of the VRV air-conditioners are located on Roof.
- There are ceiling bulkheads in living rooms, dining rooms, bedrooms, store, corridors, kitchens, air conditioning plant room and/or other rooms or areas of the residential units for the air-conditioning pipes and/or M&E services.
- The internal ceiling height within residential units may vary due to structural, architectural and/or decoration design variations.
- Some louvers that are installed at false ceilings may not be indicated on the floor plans.
- Balcony and utility platform are non-enclosed areas.
- Symbols of fittings and fitments such as bathtub, sink, water closet, shower, sink counter, etc. are prepared based on the latest approved building plans and are for general indication only.

備註:

- 住宅單位外牆裝飾板內設有喉管。喉管亦安裝於住宅單位之平台、天台及/或花園內。
- 部份住宅單位的露台及/或工作平台側之外牆裝飾板內設有公用喉管。公用喉管亦安裝於部份連平台及/或天台住宅單位之平台及/或天台內。
- VRV分體式空調冷氣機的冷凝器位於天台。
- 住宅單位客廳、飯廳、睡房、儲物室、走廊、廚房、冷氣機房及/或其他房間或空間的裝飾橫樑裝置冷氣喉管及/或機電設備。
- 住宅單位的天花高度將會因應其結構、建築設計及/或裝修設計上的需要而有差異。
- 部份百葉窗安裝於假天花之上且沒有於平面圖顯示。
- 露台及工作平台為不可封閉的地方。
- 樓面平面圖上所顯示的裝置符號，如浴缸、洗滌盆、座廁、花灑、洗滌盆櫃等乃按最新的經批准的建築圖則繪製，只作一般示意用途。

TOWER 18
第18座



1/F - 3/F FLOOR PLAN
1樓 - 3樓樓面平面圖

Scale 0M/米 5M/米
比例



FLOOR PLANS OF RESIDENTIAL PROPERTIES IN THE DEVELOPMENT
發展項目的住宅物業的樓面平面圖

TOWER 18
第18座

| Each Residential Property 每個住宅物業 | Floor 樓層 | Unit 單位 | A |
|---|-------------|------------|-------------------------|
| Floor-to-Floor Height (mm) 層與層之間的高度 (毫米) | 5/F 5樓 | | 3380 |
| Thickness of Floor Slab (excluding plaster) (mm) 樓板 (不包括灰泥) 的厚度 (毫米) | | | 150, 175, 200, 225, 250 |

The internal areas of the residential properties on the upper floors will generally be slightly larger than those on the lower floors because of the reducing thickness of the structural walls on the upper floors.
因住宅物業的較高樓層結構牆的厚度遞減，較高樓層的內部面積，一般比較低樓層的內部面積稍大。

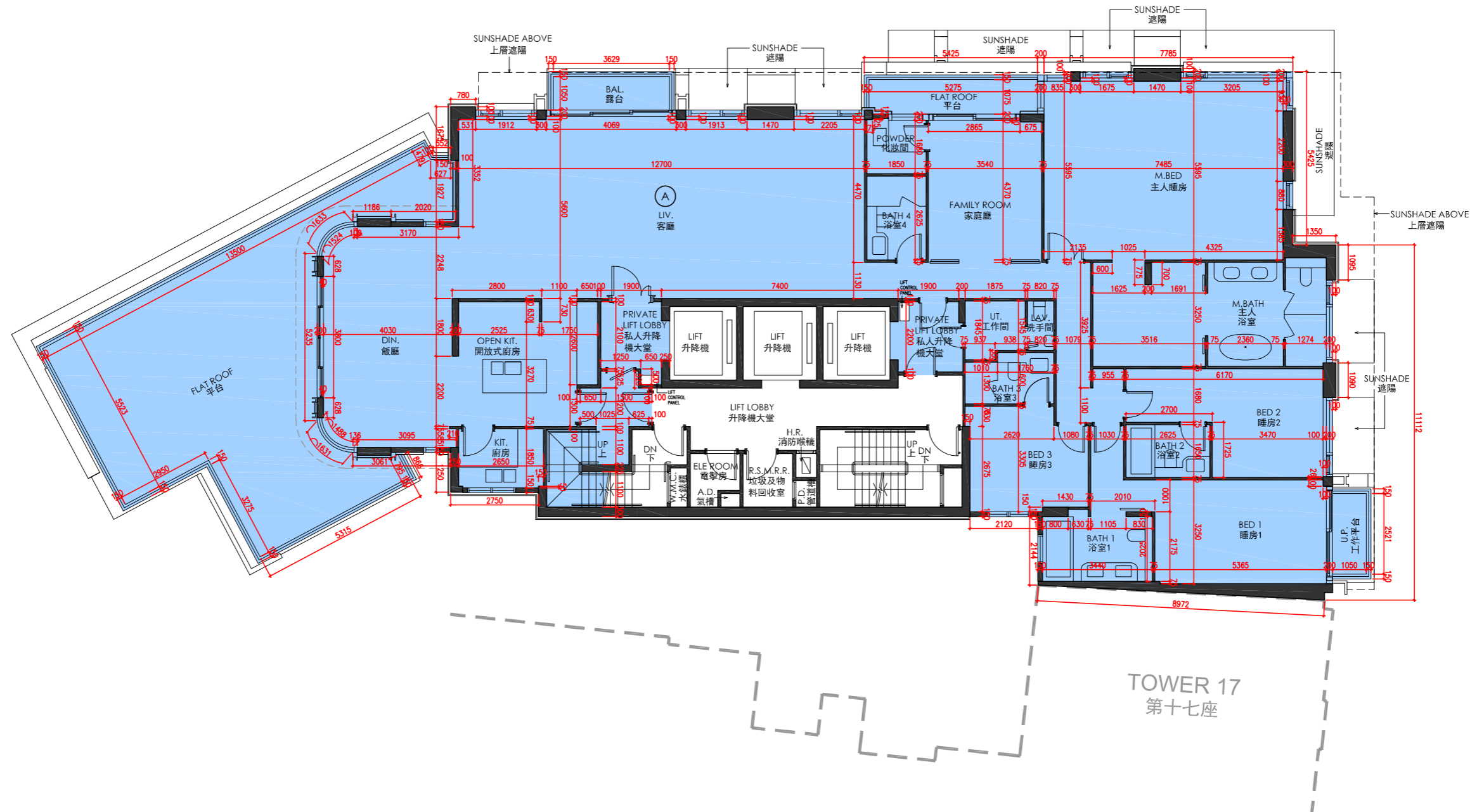
Notes:

- There may be architectural features and/or exposed pipes on external walls and/or windows of the residential units. For details, please refer to the latest approved building plans.
- Drainage pipes enclosed in cladding are installed at the external wall of the residential units. Also, drainage pipes will run through the flat roof, roof and/or garden of the residential units.
- The condensers of the VRV air-conditioners are located on Roof.
- There are ceiling bulkheads in living rooms, dining rooms, bedrooms, store, corridors, kitchens, air conditioning plant room and/or other rooms or areas of the residential units for the air-conditioning pipes and/or M&E services.
- The internal ceiling height within residential units may vary due to structural, architectural and/or decoration design variations.
- Some louvers that are installed at false ceilings may not be indicated on the floor plans.
- Balcony and utility platform are non-enclosed areas.
- Symbols of fittings and fitments such as bathtub, sink, water closet, shower, sink counter, etc. are prepared based on the latest approved building plans and are for general indication only.

備註:

- 住宅單位外牆裝飾板內設有喉管。喉管亦安裝於住宅單位之平台、天台及/或花園內。
- 部份住宅單位的露台及/或工作平台側之外牆裝飾板內設有公用喉管。公用喉管亦安裝於部份連平台及/或天台住宅單位之平台及/或天台內。
- VRV分體式空調冷氣機的冷凝器位於天台。
- 住宅單位客廳、飯廳、睡房、儲物室、走廊、廚房、冷氣機房及/或其他房間或空間的裝飾橫樑裝置冷氣喉管及/或機電設備。
- 住宅單位的天花高度將會因應其結構、建築設計及/或裝修設計上的需要而有差異。
- 部份百葉窗安裝於假天花之上且沒有於平面圖顯示。
- 露台及工作平台為不可封閉的地方。
- 樓面平面圖上所顯示的裝置符號，如浴缸、洗滌盆、座廁、花灑、洗滌盆櫃等乃按最新的經批准的建築圖則繪製，只作一般示意用途。

TOWER 18
第18座



5/F FLOOR PLAN
5樓樓面平面圖

Scale 比例 0M/米 5M/米



FLOOR PLANS OF RESIDENTIAL PROPERTIES IN THE DEVELOPMENT
發展項目的住宅物業的樓面平面圖

TOWER 18
第18座

| Each Residential Property 每個住宅物業 | Floor 樓層 | Unit 單位 | A |
|---|-------------|------------|-----------------------|
| Floor-to-Floor Height (mm) 層與層之間的高度 (毫米) | R/F 天台 | | Not Applicable 不適用 |
| Thickness of Floor Slab (excluding plaster) (mm) 樓板 (不包括灰泥) 的厚度 (毫米) | | | Not Applicable 不適用 |

The internal areas of the residential properties on the upper floors will generally be slightly larger than those on the lower floors because of the reducing thickness of the structural walls on the upper floors.
因住宅物業的較高樓層結構牆的厚度遞減，較高樓層的內部面積，一般比較低樓層的內部面積稍大。

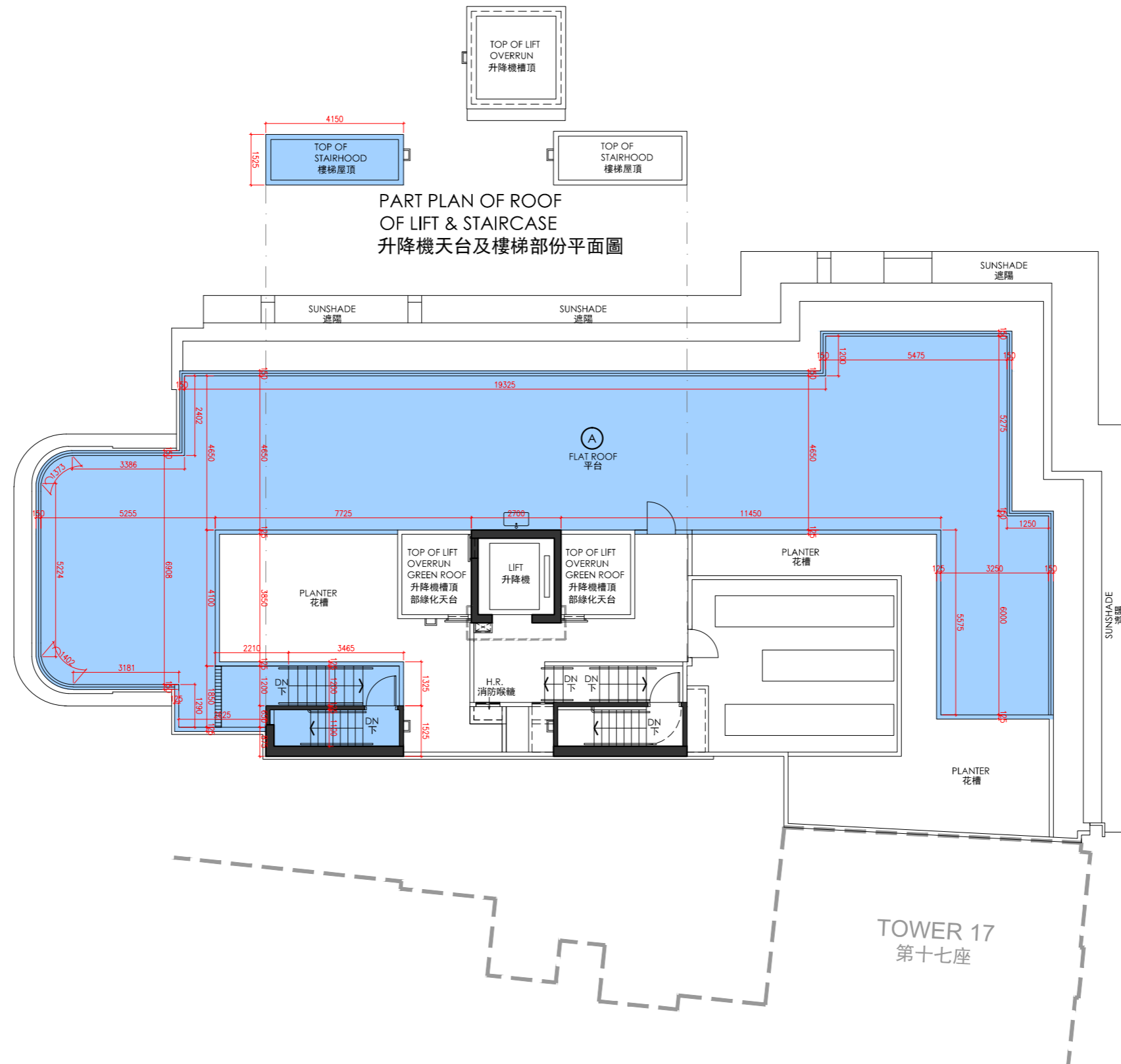
Notes:

- There may be architectural features and/or exposed pipes on external walls and/or windows of the residential units. For details, please refer to the latest approved building plans.
- Drainage pipes enclosed in cladding are installed at the external wall of the residential units. Also, drainage pipes will run through the flat roof, roof and/or garden of the residential units.
- The condensers of the VRV air-conditioners are located on Roof.
- There are ceiling bulkheads in living rooms, dining rooms, bedrooms, store, corridors, kitchens, air conditioning plant room and/or other rooms or areas of the residential units for the air-conditioning pipes and/or M&E services.
- The internal ceiling height within residential units may vary due to structural, architectural and/or decoration design variations.
- Some louvers that are installed at false ceilings may not be indicated on the floor plans.
- Balcony and utility platform are non-enclosed areas.
- Symbols of fittings and fitments such as bathtub, sink, water closet, shower, sink counter, etc. are prepared based on the latest approved building plans and are for general indication only.

備註:

- 住宅單位外牆裝飾板內設有喉管。喉管亦安裝於住宅單位之平台、天台及/或花園內。
- 部份住宅單位的露台及/或工作平台側之外牆裝飾板內設有公用喉管。公用喉管亦安裝於部份連平台及/或天台住宅單位之平台及/或天台內。
- VRV分體式空調冷氣機的冷凝器位於天台。
- 住宅單位客廳、飯廳、睡房、儲物室、走廊、廚房、冷氣機房及/或其他房間或空間的裝飾橫樑裝置冷氣喉管及/或機電設備。
- 住宅單位的天花高度將會因應其結構、建築設計及/或裝修設計上的需要而有差異。
- 部份百葉窗安裝於假天花之上且沒有於平面圖顯示。
- 露台及工作平台為不可封閉的地方。
- 樓面平面圖上所顯示的裝置符號，如浴缸、洗滌盆、座廁、花灑、洗滌盆櫃等乃按最新的經批准的建築圖則繪製，只作一般示意用途。

TOWER 18
第18座



ROOF FLOOR PLAN
天台樓面平面圖

Scale 0M/米 5M/米
比例



AREA OF RESIDENTIAL PROPERTIES IN THE DEVELOPMENT
發展項目中的住宅物業的面積

| Description of Residential Property 物業的描述 | Saleable Area (including balcony, utility platform and verandah, if any) sq. metre (sq. ft.) | Area of other specified items (Not included in the Saleable Area) 其他指明項目的面積 (不計算入實用面積) sq. metre (sq.ft) 平方米 (平方呎) | | | | | | | | | | |
|--|--|--|---|--|------------------|-------------------|-------------------|-------------------|----------------------|---------------|-----------------|---------------|
| | | House number 屋號 | 實用面積 (包括露台, 工作平台及陽台(如有)) 平方米(平方呎) | Air-conditioning plant room 空調機房 | Bay window 窗台 | Cockloft 閣樓 | Flat roof 平台 | Garden 花園 | Parking space 停車位 | Roof 天台 | Stairhood 梯屋 | Terrace 前庭 |
| 1 Lucca Avenue 林海徑1號 | 746.049 (8030) Balcony 露台: 3.808 (41) Utility Platform 工作平台: - | | 5.315 (57) | - | - | 125.346 (1349) | 257.065 (2767) | 141.734 (1526) | - | - | 63.444 (683) | - |
| 2 Lucca Avenue 林海徑2號 | 496.201 (5341) Balcony 露台: 9.386 (101) Utility Platform 工作平台: - | | - | - | - | 2.759 (30) | 141.438 (1522) | 46.803 (504) | 89.428 (963) | 3.100 (33) | - | - |
| 3 Lucca Avenue 林海徑3號 | 495.977 (5339) Balcony 露台: 9.386 (101) Utility Platform 工作平台: - | | - | - | - | 2.759 (30) | 151.202 (1628) | 43.484 (468) | 89.428 (963) | 3.100 (33) | - | - |
| 5 Lucca Avenue 林海徑5號 | 492.111 (5297) Balcony 露台: 9.386 (101) Utility Platform 工作平台: - | | - | - | - | 2.759 (30) | 152.602 (1643) | 42.837 (461) | 89.428 (963) | 3.100 (33) | - | - |
| 6 Lucca Avenue 林海徑6號 | 490.596 (5281) Balcony 露台: 9.386 (101) Utility Platform 工作平台: - | | - | - | - | 2.759 (30) | 135.986 (1464) | 45.456 (489) | 89.428 (963) | 3.100 (33) | - | - |
| 7 Lucca Avenue 林海徑7號 | 490.582 (5281) Balcony 露台: 9.386 (101) Utility Platform 工作平台: - | | - | - | - | 2.759 (30) | 120.127 (1293) | 63.376 (682) | 89.428 (963) | 3.100 (33) | - | - |
| 8 Lucca Avenue 林海徑8號 | 490.593 (5281) Balcony 露台: 9.386 (101) Utility Platform 工作平台: - | | - | - | - | 2.759 (30) | 114.839 (1236) | 63.573 (684) | 89.428 (963) | 3.100 (33) | - | - |
| 9 Lucca Avenue 林海徑9號 | 490.594 (5281) Balcony 露台: 9.386 (101) Utility Platform 工作平台: - | | - | - | - | 2.759 (30) | 113.319 (1220) | 63.537 (684) | 89.428 (963) | 3.100 (33) | - | - |
| 10 Lucca Avenue 林海徑10號 | 491.517 (5291) Balcony 露台: 9.386 (101) Utility Platform 工作平台: - | | - | - | - | 2.759 (30) | 120.390 (1296) | 72.058 (776) | 89.428 (963) | 3.100 (33) | - | - |
| 11 Lucca Avenue 林海徑11號 | 492.823 (5305) Balcony 露台: 9.386 (101) Utility Platform 工作平台: - | | - | - | - | 2.759 (30) | 122.423 (1318) | 72.293 (778) | 89.428 (963) | 3.100 (33) | - | - |

Notes:

- The saleable area of each residential property and the floor area of balcony, utility platform and verandah are calculated in accordance with section 8 of the Residential Properties (First-hand Sales) Ordinance.
- The areas of other specified items are calculated in accordance with Part 2 of Schedule 2 to the Residential Properties (First-hand Sales) Ordinance.
- Areas in square metres as specified in the above are calculated in accordance with the latest approved building plans. Areas in square feet are converted at a rate of 1 square metre to 10.764 square feet and rounded to the nearest square feet.
- The area of the Parking Space includes the area of the entire carport (if applicable) of the Residential Property.

備註:

- 每個住宅物業的實用面積及露台、工作平台及陽台的樓面面積是按照《一手住宅物業銷售條例》第8條計算得出的。
- 其他指明項目的面積是按照《一手住宅物業銷售條例》附表2第2部計算得出的。
- 上述所列以平方米顯示之面積乃依據最近的批准建築圖則計算。以平方呎顯示面積均依據1平方米 = 10.764平方呎換算，並四捨五入至整數。
- 停車位之面積包括相關住宅物業之車庫之全部面積(如適用)。

AREA OF RESIDENTIAL PROPERTIES IN THE DEVELOPMENT
發展項目中的住宅物業的面積

| Description of Residential Property 物業的描述 | Saleable Area (including balcony, utility platform and verandah, if any) sq. metre (sq. ft.) | Area of other specified items (Not included in the Saleable Area) 其他指明項目的面積 (不計算入實用面積) sq. metre (sq.ft) 平方米 (平方呎) | | | | | | | | | | |
|--|--|--|---|--|------------------|-----------------|-------------------|------------------|----------------------|---------------|-----------------|---------------|
| | | House number 屋號 | 實用面積 (包括露台, 工作平台及陽台(如有)) 平方米(平方呎) | Air-conditioning plant room 空調機房 | Bay window 窗台 | Cockloft 閣樓 | Flat roof 平台 | Garden 花園 | Parking space 停車位 | Roof 天台 | Stairhood 梯屋 | Terrace 前庭 |
| 1 Villa Avenue 山城徑1號 | 582.355 (6268) Balcony 露台: 7.130 (77) Utility Platform 工作平台: - | | 6.798 (73) | - | - | 54.818 (590) | 223.332 (2404) | 98.848 (1064) | 91.354 (983) | - | - | - |
| 2 Villa Avenue 山城徑2號 | 310.836 (3346) Balcony 露台: 4.866 (52) Utility Platform 工作平台: - | | - | - | - | 1.860 (20) | 65.966 (710) | 38.029 (409) | 50.119 (539) | 4.250 (46) | - | - |
| 3 Villa Avenue 山城徑3號 | 308.612 (3322) Balcony 露台: 4.866 (52) Utility Platform 工作平台: - | | - | - | - | 1.860 (20) | 64.080 (690) | 38.323 (413) | 50.119 (539) | 4.250 (46) | - | - |
| 5 Villa Avenue 山城徑5號 | 301.462 (3245) Balcony 露台: 4.688 (50) Utility Platform 工作平台: - | | - | - | - | 1.860 (20) | 60.909 (656) | 41.273 (444) | 50.119 (539) | 4.250 (46) | - | - |
| 6 Villa Avenue 山城徑6號 | 308.405 (3320) Balcony 露台: 4.688 (50) Utility Platform 工作平台: - | | - | - | - | 1.860 (20) | 62.260 (670) | 41.471 (446) | 50.119 (539) | 4.250 (46) | - | - |
| 7 Villa Avenue 山城徑7號 | 308.192 (3317) Balcony 露台: 4.688 (50) Utility Platform 工作平台: - | | - | - | - | 1.860 (20) | 60.188 (648) | 41.471 (446) | 50.119 (539) | 4.250 (46) | - | - |
| 8 Villa Avenue 山城徑8號 | 308.192 (3317) Balcony 露台: 4.688 (50) Utility Platform 工作平台: - | | - | - | - | 1.860 (20) | 52.482 (565) | 41.471 (446) | 50.119 (539) | 4.250 (46) | - | - |
| 9 Villa Avenue 山城徑9號 | 308.437 (3320) Balcony 露台: 4.688 (50) Utility Platform 工作平台: - | | - | - | - | 1.860 (20) | 48.003 (517) | 38.222 (411) | 50.119 (539) | 4.250 (46) | - | - |
| 10 Villa Avenue 山城徑10號 | 322.116 (3467) Balcony 露台: 4.888 (53) Utility Platform 工作平台: - | | - | - | - | - | 50.102 (539) | 33.750 (363) | 74.606 (803) | 3.049 (33) | - | - |
| 11 Villa Avenue 山城徑11號 | 325.705 (3506) Balcony 露台: 4.888 (53) Utility Platform 工作平台: - | | - | - | - | - | 44.287 (477) | 39.419 (424) | 74.606 (803) | 3.049 (33) | - | - |
| 12 Villa Avenue 山城徑12號 | 323.517 (3482) Balcony 露台: 4.888 (53) Utility Platform 工作平台: - | | - | - | - | - | 46.163 (497) | 39.529 (425) | 74.606 (803) | 3.049 (33) | - | - |
| 15 Villa Avenue 山城徑15號 | 312.677 (3366) Balcony 露台: 4.866 (52) Utility Platform 工作平台: - | | - | - | - | 1.860 (20) | 44.473 (479) | 37.450 (403) | 50.119 (539) | 4.250 (46) | - | - |
| 16 Villa Avenue 山城徑16號 | 316.582 (3408) Balcony 露台: 4.866 (52) Utility Platform 工作平台: - | | - | - | - | 1.860 (20) | 55.251 (595) | 38.184 (411) | 50.119 (539) | 4.250 (46) | - | - |

Notes:

- The saleable area of each residential property and the floor area of balcony, utility platform and verandah are calculated in accordance with section 8 of the Residential Properties (First-hand Sales) Ordinance.
- The areas of other specified items are calculated in accordance with Part 2 of Schedule 2 to the Residential Properties (First-hand Sales) Ordinance.
- Areas in square metres as specified in the above are calculated in accordance with the latest approved building plans. Areas in square feet are converted at a rate of 1 square metre to 10.764 square feet and rounded to the nearest square feet.
- The area of the Parking Space includes the area of the entire carport (if applicable) of the Residential Property.

備註:

- 每個住宅物業的實用面積及露台、工作平台及陽台的樓面面積是按照《一手住宅物業銷售條例》第8條計算得出的。
- 其他指明項目的面積是按照《一手住宅物業銷售條例》附表2第2部計算得出的。
- 上述所列以平方米顯示之面積乃依據最近的批准建築圖則計算。以平方呎顯示面積均依據1平方米 = 10.764平方呎換算，並四捨五入至整數。
- 停車位之面積包括相關住宅物業之車庫之全部面積(如適用)。

AREA OF RESIDENTIAL PROPERTIES IN THE DEVELOPMENT
發展項目中的住宅物業的面積

| Description of Residential Property 物業的描述 | Saleable Area (including balcony, utility platform and verandah, if any) sq. metre (sq. ft.) | Area of other specified items (Not included in the Saleable Area) 其他指明項目的面積 (不計算入實用面積) sq. metre (sq.ft) 平方米 (平方呎) | | | | | | | | | |
|--|--|--|---|--|------------------|-----------------|-----------------|-----------------|----------------------|------------|-----------------|
| | | House number 屋號 | 實用面積 (包括露台, 工作平台及陽台(如有)) 平方米(平方呎) | Air-conditioning plant room 空調機房 | Bay window 窗台 | Cockloft 閣樓 | Flat roof 平台 | Garden 花園 | Parking space 停車位 | Roof 天台 | Stairhood 梯屋 |
| 17 Villa Avenue 山城徑17號 | 309.105 (3327) Balcony 露台: 4.866 (52) Utility Platform 工作平台: - | - | - | - | 1.860 (20) | 53.887 (580) | 41.692 (449) | 50.119 (539) | 4.250 (46) | - | - |
| 18 Villa Avenue 山城徑18號 | 308.477 (3320) Balcony 露台: 4.688 (50) Utility Platform 工作平台: - | - | - | - | 1.860 (20) | 52.116 (561) | 38.063 (410) | 50.119 (539) | 4.250 (46) | - | - |
| 19 Villa Avenue 山城徑19號 | 308.504 (3321) Balcony 露台: 4.688 (50) Utility Platform 工作平台: - | - | - | - | 1.860 (20) | 50.622 (545) | 38.064 (410) | 50.119 (539) | 4.250 (46) | - | - |
| 20 Villa Avenue 山城徑20號 | 307.330 (3308) Balcony 露台: 4.688 (50) Utility Platform 工作平台: - | - | - | - | 1.860 (20) | 46.749 (503) | 38.263 (412) | 50.119 (539) | 4.250 (46) | - | - |
| 21 Villa Avenue 山城徑21號 | 307.053 (3305) Balcony 露台: 4.688 (50) Utility Platform 工作平台: - | - | - | - | 1.860 (20) | 42.588 (458) | 38.023 (409) | 50.119 (539) | 4.250 (46) | - | - |
| 22 Villa Avenue 山城徑22號 | 311.662 (3355) Balcony 露台: 4.688 (50) Utility Platform 工作平台: - | - | - | - | 1.860 (20) | 39.161 (422) | 38.023 (409) | 50.119 (539) | 4.250 (46) | - | - |
| 23 Villa Avenue 山城徑23號 | 310.433 (3342) Balcony 露台: 4.688 (50) Utility Platform 工作平台: - | - | - | - | 1.941 (21) | 42.533 (458) | 39.174 (422) | 50.111 (539) | 4.250 (46) | - | - |
| 25 Villa Avenue 山城徑25號 | 305.991 (3294) Balcony 露台: 4.688 (50) Utility Platform 工作平台: - | - | - | - | 1.941 (21) | 49.959 (538) | 39.527 (425) | 50.111 (539) | 4.250 (46) | - | - |
| 26 Villa Avenue 山城徑26號 | 305.989(3294) Balcony 露台: 4.688 (50) Utility Platform 工作平台: - | - | - | - | 1.941 (21) | 58.138 (626) | 39.537 (426) | 50.111 (539) | 4.250 (46) | - | - |
| 27 Villa Avenue 山城徑27號 | 306.795 (3302) Balcony 露台: 4.688 (50) Utility Platform 工作平台: - | - | - | - | 1.941 (21) | 60.179 (648) | 39.588 (426) | 50.111 (539) | 4.250 (46) | - | - |
| 28 Villa Avenue 山城徑28號 | 307.304 (3308) Balcony 露台: 4.688 (50) Utility Platform 工作平台: - | - | - | - | 1.941 (21) | 63.453 (683) | 38.289 (412) | 50.111 (539) | 4.250 (46) | - | - |
| 29 Villa Avenue 山城徑29號 | 307.289 (3308) Balcony 露台: 4.688 (50) Utility Platform 工作平台: - | - | - | - | 1.941 (21) | 67.838 (730) | 38.289 (412) | 50.111 (539) | 4.250 (46) | - | - |
| 30 Villa Avenue 山城徑30號 | 311.171 (3349) Balcony 露台: 4.688 (50) Utility Platform 工作平台: - | - | - | - | 1.941 (21) | 81.303 (875) | 38.212 (411) | 50.111 (539) | 4.250 (46) | - | - |

Notes:

- The saleable area of each residential property and the floor area of balcony, utility platform and verandah are calculated in accordance with section 8 of the Residential Properties (First-hand Sales) Ordinance.
- The areas of other specified items are calculated in accordance with Part 2 of Schedule 2 to the Residential Properties (First-hand Sales) Ordinance.
- Areas in square metres as specified in the above are calculated in accordance with the latest approved building plans. Areas in square feet are converted at a rate of 1 square metre to 10.764 square feet and rounded to the nearest square feet.
- The area of the Parking Space includes the area of the entire carport (if applicable) of the Residential Property.

備註:

- 每個住宅物業的實用面積及露台、工作平台及陽台的樓面面積是按照《一手住宅物業銷售條例》第8條計算得出的。
- 其他指明項目的面積是按照《一手住宅物業銷售條例》附表2第2部計算得出的。
- 上述所列以平方米顯示之面積乃依據最近的批准建築圖則計算。以平方呎顯示面積均依據1平方米 = 10.764平方呎換算，並四捨五入至整數。
- 停車位之面積包括相關住宅物業之車庫之全部面積(如適用)。

AREA OF RESIDENTIAL PROPERTIES IN THE DEVELOPMENT
發展項目中的住宅物業的面積

| Description of Residential Property 物業的描述 | | | Saleable Area (including balcony, utility platform and verandah, if any) sq. metre (sq. ft.) | Area of other specified items (Not included in the Saleable Area) 其他指明項目的面積 (不計算入實用面積) sq. metre (sq.ft) 平方米 (平方呎) | | | | | | | | | |
|--|----------------------|------------|---|--|------------------|----------------|-------------------|-----------------|----------------------|------------|-----------------|---------------|------------|
| Block Name 大廈名稱 | Floor 樓層 | Unit 單位 | 實用面積 (包括露台, 工作平台及陽台(如有)) 平方米(平方呎) | Air-conditioning plant room 空調機房 | Bay window 窗台 | Cockloft 閣樓 | Flat roof 平台 | Garden 花園 | Parking space 停車位 | Roof 天台 | Stairhood 梯屋 | Terrace 前庭 | Yard 庭院 |
| Tower 1 第1座 | G/F 地下 | A | 139.608 (1503) Balcony 露台: - Utility Platform 工作平台: - | - | - | - | - | - | - | - | - | - | - |
| | | B | 101.913 (1097) Balcony 露台: - Utility Platform 工作平台: - | - | - | - | - | - | - | - | - | - | - |
| | | C | 121.714 (1310) Balcony 露台: - Utility Platform 工作平台: - | - | - | - | - | 13.860 (149) | - | - | - | - | - |
| | | D | 105.246 (1133) Balcony 露台: - Utility Platform 工作平台: - | - | - | - | - | 4.324 (47) | - | - | - | - | - |
| | 1/F - 3/F 1樓 - 3樓 | A | 147.336 (1586) Balcony 露台: 4.894 (53) Utility Platform 工作平台: 2.838 (31) | - | - | - | - | - | - | - | - | - | - |
| | | B | 107.769 (1160) Balcony 露台: 3.239 (35) Utility Platform 工作平台: 2.321 (25) | - | - | - | - | - | - | - | - | - | - |
| | | C | 128.903 (1388) Balcony 露台: 4.308 (46) Utility Platform 工作平台: 2.730 (29) | - | - | - | - | - | - | - | - | - | - |
| | | D | 110.320 (1187) Balcony 露台: 3.240 (35) Utility Platform 工作平台: 2.322 (25) | - | - | - | - | - | - | - | - | - | - |
| | 5/F 5樓 | A | 204.058 (2196) Balcony 露台: 3.239 (35) Utility Platform 工作平台: - | - | - | - | 126.524 (1362) | - | - | - | - | - | - |
| | | B | 214.292 (2307) Balcony 露台: 3.240 (35) Utility Platform 工作平台: 2.730(29) | - | - | - | 119.327 (1284) | - | - | - | 3.273 (35) | - | - |

Notes:

- The saleable area of each residential property and the floor area of balcony, utility platform and verandah are calculated in accordance with section 8 of the Residential Properties (First-hand Sales) Ordinance.
- The areas of other specified items are calculated in accordance with Part 2 of Schedule 2 to the Residential Properties (First-hand Sales) Ordinance.
- Areas in square metres as specified in the above are calculated in accordance with the latest approved building plans. Areas in square feet are converted at a rate of 1 square metre to 10.764 square feet and rounded to the nearest square feet.

備註:

- 每個住宅物業的實用面積及露台、工作平台及陽台的樓面面積是按照《一手住宅物業銷售條例》第8條計算得出的。
- 其他指明項目的面積是按照《一手住宅物業銷售條例》附表2第2部計算得出的。
- 上述所列以平方米顯示之面積乃依據最近的批准建築圖則計算。以平方呎顯示面積均依據1平方米 = 10.764平方呎換算，並四捨五入至整數。

AREA OF RESIDENTIAL PROPERTIES IN THE DEVELOPMENT
發展項目中的住宅物業的面積

| Description of Residential Property 物業的描述 | | | Saleable Area (including balcony, utility platform and verandah, if any) sq. metre (sq. ft.) | Area of other specified items (Not included in the Saleable Area) 其他指明項目的面積 (不計算入實用面積) sq. metre (sq.ft) 平方米 (平方呎) | | | | | | | | | |
|--|----------------------|------------|---|--|------------------|----------------|-------------------|-----------------|----------------------|------------|-----------------|---------------|------------|
| Block Name 大廈名稱 | Floor 樓層 | Unit 單位 | 實用面積 (包括露台, 工作平台及陽台(如有)) 平方米(平方呎) | Air-conditioning plant room 空調機房 | Bay window 窗台 | Cockloft 閣樓 | Flat roof 平台 | Garden 花園 | Parking space 停車位 | Roof 天台 | Stairhood 梯屋 | Terrace 前庭 | Yard 庭院 |
| Tower 2 第2座 | G/F 地下 | A | 100.139 (1078) Balcony 露台: - Utility Platform 工作平台: - | - | - | - | - | - | - | - | - | - | - |
| | | B | 140.265 (1510) Balcony 露台: - Utility Platform 工作平台: - | - | - | - | - | - | - | - | - | - | - |
| | | C | 105.242 (1133) Balcony 露台: - Utility Platform 工作平台: - | - | - | - | - | 14.258 (153) | - | - | - | - | - |
| | | D | 121.710 (1310) Balcony 露台: - Utility Platform 工作平台: - | - | - | - | - | 18.042 (194) | - | - | - | - | - |
| | 1/F - 3/F 1樓 - 3樓 | A | 107.784 (1160) Balcony 露台: 3.239 (35) Utility Platform 工作平台: 2.321 (25) | - | - | - | - | - | - | - | - | - | - |
| | | B | 148.297 (1596) Balcony 露台: 4.894 (53) Utility Platform 工作平台: 2.928 (32) | - | - | - | - | - | - | - | - | - | - |
| | | C | 110.320 (1187) Balcony 露台: 3.240 (35) Utility Platform 工作平台: 2.322 (25) | - | - | - | - | - | - | - | - | - | - |
| | | D | 128.903 (1388) Balcony 露台: 4.308 (46) Utility Platform 工作平台: 2.730 (29) | - | - | - | - | - | - | - | - | - | - |
| | 5/F 5樓 | A | 217.765 (2344) Balcony 露台: 3.239 (35) Utility Platform 工作平台: 2.928 (32) | - | - | - | 124.408 (1339) | - | - | - | - | - | - |
| | | B | 204.759 (2204) Balcony 露台: 3.240 (35) Utility Platform 工作平台: 2.730 (29) | - | - | - | 119.464 (1286) | - | - | - | - | 3.445 (37) | - |

Notes:

- The saleable area of each residential property and the floor area of balcony, utility platform and verandah are calculated in accordance with section 8 of the Residential Properties (First-hand Sales) Ordinance.
- The areas of other specified items are calculated in accordance with Part 2 of Schedule 2 to the Residential Properties (First-hand Sales) Ordinance.
- Areas in square metres as specified in the above are calculated in accordance with the latest approved building plans. Areas in square feet are converted at a rate of 1 square metre to 10.764 square feet and rounded to the nearest square feet.

備註:

- 每個住宅物業的實用面積及露台、工作平台及陽台的樓面面積是按照《一手住宅物業銷售條例》第8條計算得出的。
- 其他指明項目的面積是按照《一手住宅物業銷售條例》附表2第2部計算得出的。
- 上述所列以平方米顯示之面積乃依據最近的批准建築圖則計算。以平方呎顯示面積均依據1平方米 = 10.764平方呎換算，並四捨五入至整數。

AREA OF RESIDENTIAL PROPERTIES IN THE DEVELOPMENT
發展項目中的住宅物業的面積

| Description of Residential Property 物業的描述 | | | Saleable Area (including balcony, utility platform and verandah, if any) sq. metre (sq. ft.) | Area of other specified items (Not included in the Saleable Area) 其他指明項目的面積 (不計算入實用面積) sq. metre (sq.ft) 平方米 (平方呎) | | | | | | | | | | |
|--|----------------------|------------|---|--|------------------|----------------|-------------------|--------------|----------------------|------------|-----------------|---------------|------------|---|
| Block Name 大廈名稱 | Floor 樓層 | Unit 單位 | 實用面積 (包括露台, 工作平台及陽台(如有)) 平方米(平方呎) | Air-conditioning plant room 空調機房 | Bay window 窗台 | Cockloft 閣樓 | Flat roof 平台 | Garden 花園 | Parking space 停車位 | Roof 天台 | Stairhood 梯屋 | Terrace 前庭 | Yard 庭院 | |
| Tower 3 第3座 | 1/F - 3/F 1樓 - 3樓 | A | 148.296 (1596) Balcony 露台: 4.894 (53) Utility Platform 工作平台: 2.928 (32) | - | - | - | - | - | - | - | - | - | - | |
| | | B | 107.770 (1160) Balcony 露台: 3.239 (35) Utility Platform 工作平台: 2.321 (25) | - | - | - | - | - | - | - | - | - | - | |
| | | C | 128.247 (1380) Balcony 露台: 3.863 (42) Utility Platform 工作平台: 2.519 (27) | - | - | - | - | - | - | - | - | - | - | |
| | | D | 110.319 (1187) Balcony 露台: 3.240 (35) Utility Platform 工作平台: 2.322 (25) | - | - | - | - | - | - | - | - | - | - | |
| | 5/F 5樓 | A | 217.765 (2344) Balcony 露台: 3.239 (35) Utility Platform 工作平台: 2.928 (32) | - | - | - | 124.415 (1339) | - | - | - | - | - | - | - |
| | | B | 214.081 (2304) Balcony 露台: 3.240(35) Utility Platform 工作平台: 2.519 (27) | - | - | - | 119.559 (1287) | - | - | - | - | 3.273 (35) | - | - |
| Tower 6 第6座 | 1/F - 3/F 1樓 - 3樓 | A | 104.371 (1123) Balcony 露台: 3.900 (42) Utility Platform 工作平台: 2.268 (24) | - | - | - | - | - | - | - | - | - | - | |
| | | B | 101.720 (1095) Balcony 露台: 3.456 (37) Utility Platform 工作平台: 3.084(33) | - | - | - | - | - | - | - | - | - | - | |
| | | C | 170.331 (1833) Balcony 露台: 4.975(54) Utility Platform 工作平台: 3.264 (35) | - | - | - | - | - | - | - | - | - | - | |
| | | D | 108.180 (1164) Balcony 露台: 3.666 (39) Utility Platform 工作平台: 2.430 (26) | - | - | - | - | - | - | - | - | - | - | |
| | 5/F 5樓 | A | 187.792 (2021) Balcony 露台: 3.900 (42) Utility Platform 工作平台: - | - | - | - | 104.469 (1125) | - | - | - | - | - | - | - |
| | | B | 209.896 (2259) Balcony 露台: - Utility Platform 工作平台: 2.430 (26) | - | - | - | 103.893 (1118) | - | - | - | - | 3.932 (42) | - | - |

Notes:

- The saleable area of each residential property and the floor area of balcony, utility platform and verandah are calculated in accordance with section 8 of the Residential Properties (First-hand Sales) Ordinance.
- The areas of other specified items are calculated in accordance with Part 2 of Schedule 2 to the Residential Properties (First-hand Sales) Ordinance.
- Areas in square metres as specified in the above are calculated in accordance with the latest approved building plans. Areas in square feet are converted at a rate of 1 square metre to 10.764 square feet and rounded to the nearest square feet.

備註:

- 每個住宅物業的實用面積及露台、工作平台及陽台的樓面面積是按照《一手住宅物業銷售條例》第8條計算得出的。
- 其他指明項目的面積是按照《一手住宅物業銷售條例》附表2第2部計算得出的。
- 上述所列以平方米顯示之面積乃依據最近的批准建築圖則計算。以平方呎顯示面積均依據1平方米 = 10.764平方呎換算，並四捨五入至整數。

AREA OF RESIDENTIAL PROPERTIES IN THE DEVELOPMENT
發展項目中的住宅物業的面積

| Description of Residential Property 物業的描述 | | | Saleable Area (including balcony, utility platform and verandah, if any) sq. metre (sq. ft.) | Area of other specified items (Not included in the Saleable Area) 其他指明項目的面積 (不計算入實用面積) sq. metre (sq.ft) 平方米 (平方呎) | | | | | | | | | | |
|--|----------------------|------------|---|--|------------------|----------------|-------------------|-----------------|----------------------|------------|-----------------|---------------|------------|---|
| Block Name 大廈名稱 | Floor 樓層 | Unit 單位 | 實用面積 (包括露台, 工作平台及陽台(如有)) 平方米(平方呎) | Air-conditioning plant room 空調機房 | Bay window 窗台 | Cockloft 閣樓 | Flat roof 平台 | Garden 花園 | Parking space 停車位 | Roof 天台 | Stairhood 梯屋 | Terrace 前庭 | Yard 庭院 | |
| Tower 7 第7座 | G/F 地下 | A | 180.497 (1943) Balcony 露台: - Utility Platform 工作平台: - | - | - | - | - | 50.964 (549) | - | - | - | - | - | |
| | | B | 105.168 (1132) Balcony 露台: - Utility Platform 工作平台: - | - | - | - | - | 29.031 (312) | - | - | - | - | - | |
| | | C | 93.789 (1010) Balcony 露台: - Utility Platform 工作平台: - | - | - | - | - | 10.005 (108) | - | - | - | - | - | |
| | | D | 95.505 (1028) Balcony 露台: - Utility Platform 工作平台: - | - | - | - | - | 31.984 (344) | - | - | - | - | - | |
| | 1/F - 3/F 1樓 - 3樓 | A | 188.859 (2033) Balcony 露台: 5.118 (55) Utility Platform 工作平台: 3.264 (35) | - | - | - | - | - | - | - | - | - | - | - |
| | | B | 110.487 (1189) Balcony 露台: 3.253 (35) Utility Platform 工作平台: 2.070(22) | - | - | - | - | - | - | - | - | - | - | - |
| | | C | 104.368 (1123) Balcony 露台: 3.900 (42) Utility Platform 工作平台: 2.268 (24) | - | - | - | - | - | - | - | - | - | - | - |
| | | D | 101.808 (1096) Balcony 露台: 3.456 (37) Utility Platform 工作平台: 3.084 (33) | - | - | - | - | - | - | - | - | - | - | - |
| | 5/F 5樓 | A | 221.162 (2381) Balcony 露台: - Utility Platform 工作平台: 2.070 (22) | - | - | - | 118.079 (1271) | - | - | - | - | 3.932 (42) | - | - |
| | | B | 188.002 (2024) Balcony 露台: 3.900 (42) Utility Platform 工作平台: - | - | - | - | 100.133 (1078) | - | - | - | - | - | - | - |

Notes:

- The saleable area of each residential property and the floor area of balcony, utility platform and verandah are calculated in accordance with section 8 of the Residential Properties (First-hand Sales) Ordinance.
- The areas of other specified items are calculated in accordance with Part 2 of Schedule 2 to the Residential Properties (First-hand Sales) Ordinance.
- Areas in square metres as specified in the above are calculated in accordance with the latest approved building plans. Areas in square feet are converted at a rate of 1 square metre to 10.764 square feet and rounded to the nearest square feet.

備註:

- 每個住宅物業的實用面積及露台、工作平台及陽台的樓面面積是按照《一手住宅物業銷售條例》第8條計算得出的。
- 其他指明項目的面積是按照《一手住宅物業銷售條例》附表2第2部計算得出的。
- 上述所列以平方米顯示之面積乃依據最近的批准建築圖則計算。以平方呎顯示面積均依據1平方米 = 10.764平方呎換算，並四捨五入至整數。

AREA OF RESIDENTIAL PROPERTIES IN THE DEVELOPMENT
發展項目中的住宅物業的面積

| Description of Residential Property 物業的描述 | | | Saleable Area (including balcony, utility platform and verandah, if any) sq. metre (sq. ft.) | Area of other specified items (Not included in the Saleable Area) 其他指明項目的面積 (不計算入實用面積) sq. metre (sq.ft) 平方米 (平方呎) | | | | | | | | | | |
|--|----------------------|------------|---|--|------------------|----------------|-------------------|-----------------|----------------------|------------|-----------------|---------------|------------|---|
| Block Name 大廈名稱 | Floor 樓層 | Unit 單位 | 實用面積 (包括露台, 工作平台及陽台(如有)) 平方米(平方呎) | Air-conditioning plant room 空調機房 | Bay window 窗台 | Cockloft 閣樓 | Flat roof 平台 | Garden 花園 | Parking space 停車位 | Roof 天台 | Stairhood 梯屋 | Terrace 前庭 | Yard 庭院 | |
| Tower 8 第8座 | G/F 地下 | A | 95.887 (1032) Balcony 露台: - Utility Platform 工作平台: - | - | - | - | - | 18.430 (198) | - | - | - | - | - | |
| | | B | 121.705 (1310) Balcony 露台: - Utility Platform 工作平台: - | - | - | - | - | 24.335 (262) | - | - | - | - | - | |
| | | C | 101.913 (1097) Balcony 露台: - Utility Platform 工作平台: - | - | - | - | - | 11.552 (124) | - | - | - | - | - | |
| | | D | 139.989 (1507) Balcony 露台: - Utility Platform 工作平台: - | - | - | - | - | 17.365 (187) | - | - | - | - | - | |
| | 1/F - 3/F 1樓 - 3樓 | A | 101.262 (1090) Balcony 露台: 3.234 (35) Utility Platform 工作平台: 2.496 (27) | - | - | - | - | - | - | - | - | - | - | - |
| | | B | 128.902 (1388) Balcony 露台: 4.308 (46) Utility Platform 工作平台: 2.730 (29) | - | - | - | - | - | - | - | - | - | - | - |
| | | C | 107.785 (1160) Balcony 露台: 3.239 (35) Utility Platform 工作平台: 2.321 (25) | - | - | - | - | - | - | - | - | - | - | - |
| | | D | 147.722 (1590) Balcony 露台: 4.894 (53) Utility Platform 工作平台: 2.838 (31) | - | - | - | - | - | - | - | - | - | - | - |
| | 5/F 5樓 | A | 192.323 (2070) Balcony 露台: - Utility Platform 工作平台: 2.730 (29) | - | - | - | 112.394 (1210) | - | - | - | - | 3.273 (35) | - | - |
| | | B | 207.556 (2234) Balcony 露台: 3.239 (35) Utility Platform 工作平台: - | - | - | - | 124.199 (1337) | - | - | - | - | - | - | - |

Notes:

- The saleable area of each residential property and the floor area of balcony, utility platform and verandah are calculated in accordance with section 8 of the Residential Properties (First-hand Sales) Ordinance.
- The areas of other specified items are calculated in accordance with Part 2 of Schedule 2 to the Residential Properties (First-hand Sales) Ordinance.
- Areas in square metres as specified in the above are calculated in accordance with the latest approved building plans. Areas in square feet are converted at a rate of 1 square metre to 10.764 square feet and rounded to the nearest square feet.

備註:

- 每個住宅物業的實用面積及露台、工作平台及陽台的樓面面積是按照《一手住宅物業銷售條例》第8條計算得出的。
- 其他指明項目的面積是按照《一手住宅物業銷售條例》附表2第2部計算得出的。
- 上述所列以平方米顯示之面積乃依據最近的批准建築圖則計算。以平方呎顯示面積均依據1平方米 = 10.764平方呎換算，並四捨五入至整數。

AREA OF RESIDENTIAL PROPERTIES IN THE DEVELOPMENT
發展項目中的住宅物業的面積

| Description of Residential Property 物業的描述 | | | Saleable Area (including balcony, utility platform and verandah, if any) sq. metre (sq. ft.) | Area of other specified items (Not included in the Saleable Area) 其他指明項目的面積 (不計算入實用面積) sq. metre (sq.ft) 平方米 (平方呎) | | | | | | | | | | |
|--|----------------------|------------|---|--|------------------|----------------|-------------------|-----------------|----------------------|------------|-----------------|---------------|------------|---|
| Block Name 大廈名稱 | Floor 樓層 | Unit 單位 | 實用面積 (包括露台, 工作平台及陽台(如有)) 平方米(平方呎) | Air-conditioning plant room 空調機房 | Bay window 窗台 | Cockloft 閣樓 | Flat roof 平台 | Garden 花園 | Parking space 停車位 | Roof 天台 | Stairhood 梯屋 | Terrace 前庭 | Yard 庭院 | |
| Tower 9 第9座 | G/F 地下 | A | 121.708 (1310) Balcony 露台: - Utility Platform 工作平台: - | - | - | - | - | 22.468 (242) | - | - | - | - | - | |
| | | B | 105.242 (1133) Balcony 露台: - Utility Platform 工作平台: - | - | - | - | - | 17.195 (185) | - | - | - | - | - | |
| | | C | 140.267 (1510) Balcony 露台: - Utility Platform 工作平台: - | - | - | - | - | 20.107 (216) | - | - | - | - | - | |
| | | D | 100.138 (1078) Balcony 露台: - Utility Platform 工作平台: - | - | - | - | - | 12.955 (139) | - | - | - | - | - | |
| | 1/F - 3/F 1樓 - 3樓 | A | 128.903 (1388) Balcony 露台: 4.308 (46) Utility Platform 工作平台: 2.730 (29) | - | - | - | - | - | - | - | - | - | - | - |
| | | B | 110.319 (1187) Balcony 露台: 3.240 (35) Utility Platform 工作平台: 2.322 (25) | - | - | - | - | - | - | - | - | - | - | - |
| | | C | 148.298 (1596) Balcony 露台: 4.894 (53) Utility Platform 工作平台: 2.928 (32) | - | - | - | - | - | - | - | - | - | - | - |
| | | D | 107.785 (1160) Balcony 露台: 3.239 (35) Utility Platform 工作平台: 2.321 (25) | - | - | - | - | - | - | - | - | - | - | - |
| | 5/F 5樓 | A | 214.398 (2308) Balcony 露台: 3.240 (35) Utility Platform 工作平台: 2.730 (29) | - | - | - | 119.347 (1285) | - | - | - | - | 3.451 (37) | - | - |
| | | B | 217.734 (2344) Balcony 露台: 3.239 (35) Utility Platform 工作平台: 2.928 (32) | - | - | - | 124.403 (1339) | - | - | - | - | - | - | - |

Notes:

- The saleable area of each residential property and the floor area of balcony, utility platform and verandah are calculated in accordance with section 8 of the Residential Properties (First-hand Sales) Ordinance.
- The areas of other specified items are calculated in accordance with Part 2 of Schedule 2 to the Residential Properties (First-hand Sales) Ordinance.
- Areas in square metres as specified in the above are calculated in accordance with the latest approved building plans. Areas in square feet are converted at a rate of 1 square metre to 10.764 square feet and rounded to the nearest square feet.

備註:

- 每個住宅物業的實用面積及露台、工作平台及陽台的樓面面積是按照《一手住宅物業銷售條例》第8條計算得出的。
- 其他指明項目的面積是按照《一手住宅物業銷售條例》附表2第2部計算得出的。
- 上述所列以平方米顯示之面積乃依據最近的批准建築圖則計算。以平方呎顯示面積均依據1平方米 = 10.764平方呎換算，並四捨五入至整數。

AREA OF RESIDENTIAL PROPERTIES IN THE DEVELOPMENT
發展項目中的住宅物業的面積

| Description of Residential Property 物業的描述 | | | Saleable Area (including balcony, utility platform and verandah, if any) sq. metre (sq. ft.) | Area of other specified items (Not included in the Saleable Area) 其他指明項目的面積 (不計算入實用面積) sq. metre (sq.ft) 平方米 (平方呎) | | | | | | | | | |
|--|----------------------|------------|---|--|------------------|----------------|-------------------|-----------------|----------------------|------------|-----------------|---------------|------------|
| Block Name 大廈名稱 | Floor 樓層 | Unit 單位 | 實用面積 (包括露台, 工作平台及陽台(如有)) 平方米(平方呎) | Air-conditioning plant room 空調機房 | Bay window 窗台 | Cockloft 閣樓 | Flat roof 平台 | Garden 花園 | Parking space 停車位 | Roof 天台 | Stairhood 梯屋 | Terrace 前庭 | Yard 庭院 |
| Tower 10 第10座 | G/F 地下 | A | 101.913 (1097) Balcony 露台: - Utility Platform 工作平台: - | - | - | - | - | 16.638 (179) | - | - | - | - | - |
| | | B | 137.868 (1484) Balcony 露台: - Utility Platform 工作平台: - | - | - | - | - | 27.938 (301) | - | - | - | - | - |
| | | C | 104.757 (1128) Balcony 露台: - Utility Platform 工作平台: - | - | - | - | - | 9.547 (103) | - | - | - | - | - |
| | | D | 124.024 (1335) Balcony 露台: - Utility Platform 工作平台: - | - | - | - | - | 10.700 (115) | - | - | - | - | - |
| | 1/F - 3/F 1樓 - 3樓 | A | 107.770 (1160) Balcony 露台: 3.239 (35) Utility Platform 工作平台: 2.321 (25) | - | - | - | - | - | - | - | - | - | - |
| | | B | 145.670 (1568) Balcony 露台: 4.894 (53) Utility Platform 工作平台: 2.736 (29) | - | - | - | - | - | - | - | - | - | - |
| | | C | 110.319 (1187) Balcony 露台: 3.240 (35) Utility Platform 工作平台: 2.322 (25) | - | - | - | - | - | - | - | - | - | - |
| | | D | 131.213(1412) Balcony 露台: 4.308 (46) Utility Platform 工作平台: 2.730 (29) | - | - | - | - | - | - | - | - | - | - |
| | 5/F 5樓 | A | 215.132 (2316) Balcony 露台: 3.239 (35) Utility Platform 工作平台: 2.736 (29) | - | - | - | 123.515 (1330) | - | - | - | - | - | - |
| | | B | 216.661 (2332) Balcony 露台: 3.240 (35) Utility Platform 工作平台: 2.730 (29) | - | - | - | 120.700 (1299) | - | - | - | - | 3.447 (37) | - |

Notes:

- The saleable area of each residential property and the floor area of balcony, utility platform and verandah are calculated in accordance with section 8 of the Residential Properties (First-hand Sales) Ordinance.
- The areas of other specified items are calculated in accordance with Part 2 of Schedule 2 to the Residential Properties (First-hand Sales) Ordinance.
- Areas in square metres as specified in the above are calculated in accordance with the latest approved building plans. Areas in square feet are converted at a rate of 1 square metre to 10.764 square feet and rounded to the nearest square feet.

備註:

- 每個住宅物業的實用面積及露台、工作平台及陽台的樓面面積是按照《一手住宅物業銷售條例》第8條計算得出的。
- 其他指明項目的面積是按照《一手住宅物業銷售條例》附表2第2部計算得出的。
- 上述所列以平方米顯示之面積乃依據最近的批准建築圖則計算。以平方呎顯示面積均依據1平方米 = 10.764平方呎換算，並四捨五入至整數。

AREA OF RESIDENTIAL PROPERTIES IN THE DEVELOPMENT
發展項目中的住宅物業的面積

| Description of Residential Property 物業的描述 | | | Saleable Area (including balcony, utility platform and verandah, if any) sq. metre (sq. ft.) | Area of other specified items (Not included in the Saleable Area) 其他指明項目的面積 (不計算入實用面積) sq. metre (sq.ft) 平方米 (平方呎) | | | | | | | | | | |
|--|----------------------|------------|---|--|------------------|----------------|-------------------|-----------------|----------------------|------------|-----------------|---------------|------------|---|
| Block Name 大廈名稱 | Floor 樓層 | Unit 單位 | 實用面積 (包括露台, 工作平台及陽台(如有)) 平方米(平方呎) | Air-conditioning plant room 空調機房 | Bay window 窗台 | Cockloft 閣樓 | Flat roof 平台 | Garden 花園 | Parking space 停車位 | Roof 天台 | Stairhood 梯屋 | Terrace 前庭 | Yard 庭院 | |
| Tower 11 第11座 | G/F 地下 | A | 120.080 (1293) Balcony 露台: - Utility Platform 工作平台: - | - | - | - | - | 24.995 (269) | - | - | - | - | - | |
| | | B | 100.166 (1078) Balcony 露台: - Utility Platform 工作平台: - | - | - | - | - | 20.979 (226) | - | - | - | - | - | |
| | | C | 145.521 (1566) Balcony 露台: - Utility Platform 工作平台: - | - | - | - | - | 17.185 (185) | - | - | - | - | - | |
| | 1/F - 3/F 1樓 - 3樓 | A | 127.292 (1370) Balcony 露台: 4.198 (45) Utility Platform 工作平台: 2.840 (31) | - | - | - | - | - | - | - | - | - | - | - |
| | | B | 105.214 (1133) Balcony 露台: 3.240 (35) Utility Platform 工作平台: 2.322 (25) | - | - | - | - | - | - | - | - | - | - | - |
| | | C | 153.042 (1647) Balcony 露台: 4.372 (47) Utility Platform 工作平台: 2.412 (26) | - | - | - | - | - | - | - | - | - | - | - |
| | 5/F 5樓 | A | 205.304 (2210) Balcony 露台: 3.240 (35) Utility Platform 工作平台: 2.840 (31) | - | - | - | 111.665 (1202) | - | - | - | - | - | - | - |
| | | B | 255.004 (2745) Balcony 露台: 4.372 (47) Utility Platform 工作平台: - | - | - | - | 137.608 (1481) | - | - | - | - | 4.043 (44) | - | - |

Notes:

- The saleable area of each residential property and the floor area of balcony, utility platform and verandah are calculated in accordance with section 8 of the Residential Properties (First-hand Sales) Ordinance.
- The areas of other specified items are calculated in accordance with Part 2 of Schedule 2 to the Residential Properties (First-hand Sales) Ordinance.
- Areas in square metres as specified in the above are calculated in accordance with the latest approved building plans. Areas in square feet are converted at a rate of 1 square metre to 10.764 square feet and rounded to the nearest square feet.

備註:

- 每個住宅物業的實用面積及露台、工作平台及陽台的樓面面積是按照《一手住宅物業銷售條例》第8條計算得出的。
- 其他指明項目的面積是按照《一手住宅物業銷售條例》附表2第2部計算得出的。
- 上述所列以平方米顯示之面積乃依據最近的批准建築圖則計算。以平方呎顯示面積均依據1平方米 = 10.764平方呎換算，並四捨五入至整數。

AREA OF RESIDENTIAL PROPERTIES IN THE DEVELOPMENT
發展項目中的住宅物業的面積

| Description of Residential Property 物業的描述 | | | Saleable Area (including balcony, utility platform and verandah, if any) sq. metre (sq. ft.) | Area of other specified items (Not included in the Saleable Area) 其他指明項目的面積 (不計算入實用面積) sq. metre (sq.ft) 平方米 (平方呎) | | | | | | | | | | |
|--|----------------------|------------|---|--|------------------|----------------|-------------------|-----------------|----------------------|------------|-----------------|---------------|------------|---|
| Block Name 大廈名稱 | Floor 樓層 | Unit 單位 | 實用面積 (包括露台, 工作平台及陽台(如有)) 平方米(平方呎) | Air-conditioning plant room 空調機房 | Bay window 窗台 | Cockloft 閣樓 | Flat roof 平台 | Garden 花園 | Parking space 停車位 | Roof 天台 | Stairhood 梯屋 | Terrace 前庭 | Yard 庭院 | |
| Tower 12 第12座 | G/F 地下 | A | 122.003 (1313) Balcony 露台: - Utility Platform 工作平台: - | - | - | - | - | 30.311 (326) | - | - | - | - | - | |
| | | B | 103.902 (1118) Balcony 露台: - Utility Platform 工作平台: - | - | - | - | - | 20.958 (226) | - | - | - | - | - | |
| | | C | 144.521 (1556) Balcony 露台: - Utility Platform 工作平台: - | - | - | - | - | 17.860 (192) | - | - | - | - | - | |
| | 1/F - 3/F 1樓 - 3樓 | A | 128.810 (1387) Balcony 露台: 4.200 (45) Utility Platform 工作平台: 2.430 (26) | - | - | - | - | - | - | - | - | - | - | - |
| | | B | 109.017 (1173) Balcony 露台: 3.240 (35) Utility Platform 工作平台: 2.322 (25) | - | - | - | - | - | - | - | - | - | - | - |
| | | C | 152.599 (1643) Balcony 露台: 4.377 (47) Utility Platform 工作平台: 2.796 (30) | - | - | - | - | - | - | - | - | - | - | - |
| | 5/F 5樓 | A | 200.249 (2155) Balcony 露台: 3.240 (35) Utility Platform 工作平台: 2.430 (26) | - | - | - | 112.003 (1206) | - | - | - | - | - | - | |

Notes:

- The saleable area of each residential property and the floor area of balcony, utility platform and verandah are calculated in accordance with section 8 of the Residential Properties (First-hand Sales) Ordinance.
- The areas of other specified items are calculated in accordance with Part 2 of Schedule 2 to the Residential Properties (First-hand Sales) Ordinance.
- Areas in square metres as specified in the above are calculated in accordance with the latest approved building plans. Areas in square feet are converted at a rate of 1 square metre to 10.764 square feet and rounded to the nearest square feet.

備註:

- 每個住宅物業的實用面積及露台、工作平台及陽台的樓面面積是按照《一手住宅物業銷售條例》第8條計算得出的。
- 其他指明項目的面積是按照《一手住宅物業銷售條例》附表2第2部計算得出的。
- 上述所列以平方米顯示之面積乃依據最近的批准建築圖則計算。以平方呎顯示面積均依據1平方米 = 10.764平方呎換算，並四捨五入至整數。

AREA OF RESIDENTIAL PROPERTIES IN THE DEVELOPMENT
發展項目中的住宅物業的面積

| Description of Residential Property 物業的描述 | | | Saleable Area (including balcony, utility platform and verandah, if any) sq. metre (sq. ft.) | Area of other specified items (Not included in the Saleable Area) 其他指明項目的面積 (不計算入實用面積) sq. metre (sq.ft) 平方米 (平方呎) | | | | | | | | | | |
|--|----------------------|------------|---|--|------------------|----------------|-------------------|-----------------|----------------------|------------|-----------------|---------------|------------|---|
| Block Name 大廈名稱 | Floor 樓層 | Unit 單位 | 實用面積 (包括露台, 工作平台及陽台(如有)) 平方米(平方呎) | Air-conditioning plant room 空調機房 | Bay window 窗台 | Cockloft 閣樓 | Flat roof 平台 | Garden 花園 | Parking space 停車位 | Roof 天台 | Stairhood 梯屋 | Terrace 前庭 | Yard 庭院 | |
| Tower 15 第15座 | G/F 地下 | A | 145.061 (1561) Balcony 露台: - Utility Platform 工作平台: - | - | - | - | - | 37.016 (398) | - | - | - | - | - | |
| | | B | 102.418 (1102) Balcony 露台: - Utility Platform 工作平台: - | - | - | - | - | 23.024 (248) | - | - | - | - | - | |
| | | C | 104.755 (1128) Balcony 露台: - Utility Platform 工作平台: - | - | - | - | - | 9.786 (105) | - | - | - | - | - | |
| | | D | 108.228 (1165) Balcony 露台: - Utility Platform 工作平台: - | - | - | - | - | 10.563 (114) | - | - | - | - | - | |
| | 1/F - 3/F 1樓 - 3樓 | A | 152.179 (1638) Balcony 露台: 4.986 (54) Utility Platform 工作平台: 2.268 (24) | - | - | - | - | - | - | - | - | - | - | - |
| | | B | 107.784 (1160) Balcony 露台: 3.174 (34) Utility Platform 工作平台: 2.268 (24) | - | - | - | - | - | - | - | - | - | - | - |
| | | C | 110.123 (1185) Balcony 露台: 3.186 (34) Utility Platform 工作平台: 2.174 (23) | - | - | - | - | - | - | - | - | - | - | - |
| | | D | 113.780 (1225) Balcony 露台: 3.186 (34) Utility Platform 工作平台: 2.478 (27) | - | - | - | - | - | - | - | - | - | - | - |
| | 5/F 5樓 | A | 208.211 (2241) Balcony 露台: 3.174 (34) Utility Platform 工作平台: 2.268 (24) | - | - | - | 110.031 (1184) | - | - | - | - | - | - | - |
| | | B | 191.593(2062) Balcony 露台: 3.186 (34) Utility Platform 工作平台: - | - | - | - | 112.154 (1207) | - | - | - | - | 3.936 (42) | - | - |

Notes:

- The saleable area of each residential property and the floor area of balcony, utility platform and verandah are calculated in accordance with section 8 of the Residential Properties (First-hand Sales) Ordinance.
- The areas of other specified items are calculated in accordance with Part 2 of Schedule 2 to the Residential Properties (First-hand Sales) Ordinance.
- Areas in square metres as specified in the above are calculated in accordance with the latest approved building plans. Areas in square feet are converted at a rate of 1 square metre to 10.764 square feet and rounded to the nearest square feet.

備註:

- 每個住宅物業的實用面積及露台、工作平台及陽台的樓面面積是按照《一手住宅物業銷售條例》第8條計算得出的。
- 其他指明項目的面積是按照《一手住宅物業銷售條例》附表2第2部計算得出的。
- 上述所列以平方米顯示之面積乃依據最近的批准建築圖則計算。以平方呎顯示面積均依據1平方米 = 10.764平方呎換算，並四捨五入至整數。

AREA OF RESIDENTIAL PROPERTIES IN THE DEVELOPMENT
發展項目中的住宅物業的面積

| Description of Residential Property 物業的描述 | | | Saleable Area (including balcony, utility platform and verandah, if any) sq. metre (sq. ft.) | Area of other specified items (Not included in the Saleable Area) 其他指明項目的面積 (不計算入實用面積) sq. metre (sq.ft) 平方米 (平方呎) | | | | | | | | | | |
|--|----------------------|------------|---|--|------------------|----------------|-------------------|-----------------|----------------------|------------|-----------------|---------------|------------|---|
| Block Name 大廈名稱 | Floor 樓層 | Unit 單位 | 實用面積 (包括露台, 工作平台及陽台(如有)) 平方米(平方呎) | Air-conditioning plant room 空調機房 | Bay window 窗台 | Cockloft 閣樓 | Flat roof 平台 | Garden 花園 | Parking space 停車位 | Roof 天台 | Stairhood 梯屋 | Terrace 前庭 | Yard 庭院 | |
| Tower 16 第16座 | G/F 地下 | A | 139.400 (1501) Balcony 露台: - Utility Platform 工作平台: - | - | - | - | - | 20.182 (217) | - | - | - | - | - | |
| | | B | 100.124 (1078) Balcony 露台: - Utility Platform 工作平台: - | - | - | - | - | 18.279 (197) | - | - | - | - | - | |
| | | C | 121.713 (1310) Balcony 露台: - Utility Platform 工作平台: - | - | - | - | - | 11.141 (120) | - | - | - | - | - | |
| | | D | 105.243 (1133) Balcony 露台: - Utility Platform 工作平台: - | - | - | - | - | 9.193 (99) | - | - | - | - | - | |
| | 1/F - 3/F 1樓 - 3樓 | A | 147.336 (1586) Balcony 露台: 4.894 (53) Utility Platform 工作平台: 2.838 (31) | - | - | - | - | - | - | - | - | - | - | - |
| | | B | 107.769 (1160) Balcony 露台: 3.239 (35) Utility Platform 工作平台: 2.321 (25) | - | - | - | - | - | - | - | - | - | - | - |
| | | C | 128.903 (1388) Balcony 露台: 4.308 (46) Utility Platform 工作平台: 2.730 (29) | - | - | - | - | - | - | - | - | - | - | - |
| | | D | 110.320 (1187) Balcony 露台: 3.240 (35) Utility Platform 工作平台: 2.322 (25) | - | - | - | - | - | - | - | - | - | - | - |
| | 5/F 5樓 | A | 207.205 (2230) Balcony 露台: 3.239 (35) Utility Platform 工作平台: - | - | - | - | 117.944 (1270) | - | - | - | - | - | - | - |
| | | B | 214.477 (2309) Balcony 露台: 3.240 (35) Utility Platform 工作平台: 2.730 (29) | - | - | - | 112.565 (1212) | - | - | - | - | 3.446 (37) | - | - |

Notes:

- The saleable area of each residential property and the floor area of balcony, utility platform and verandah are calculated in accordance with section 8 of the Residential Properties (First-hand Sales) Ordinance.
- The areas of other specified items are calculated in accordance with Part 2 of Schedule 2 to the Residential Properties (First-hand Sales) Ordinance.
- Areas in square metres as specified in the above are calculated in accordance with the latest approved building plans. Areas in square feet are converted at a rate of 1 square metre to 10.764 square feet and rounded to the nearest square feet.

備註:

- 每個住宅物業的實用面積及露台、工作平台及陽台的樓面面積是按照《一手住宅物業銷售條例》第8條計算得出的。
- 其他指明項目的面積是按照《一手住宅物業銷售條例》附表2第2部計算得出的。
- 上述所列以平方米顯示之面積乃依據最近的批准建築圖則計算。以平方呎顯示面積均依據1平方米 = 10.764平方呎換算，並四捨五入至整數。

AREA OF RESIDENTIAL PROPERTIES IN THE DEVELOPMENT
發展項目中的住宅物業的面積

| Description of Residential Property 物業的描述 | | | Saleable Area (including balcony, utility platform and verandah, if any) sq. metre (sq. ft.) | Area of other specified items (Not included in the Saleable Area) 其他指明項目的面積 (不計算入實用面積) sq. metre (sq.ft) 平方米 (平方呎) | | | | | | | | | | |
|--|----------------------|------------|---|--|------------------|----------------|-------------------|-----------------|----------------------|------------|-----------------|---------------|------------|---|
| Block Name 大廈名稱 | Floor 樓層 | Unit 單位 | 實用面積 (包括露台, 工作平台及陽台(如有)) 平方米(平方呎) | Air-conditioning plant room 空調機房 | Bay window 窗台 | Cockloft 閣樓 | Flat roof 平台 | Garden 花園 | Parking space 停車位 | Roof 天台 | Stairhood 梯屋 | Terrace 前庭 | Yard 庭院 | |
| Tower 17 第17座 | G/F 地下 | A | 101.685 (1095) Balcony 露台: - Utility Platform 工作平台: - | - | - | - | - | 37.417 (403) | - | - | - | - | - | |
| | | B | 140.274 (1510) Balcony 露台: - Utility Platform 工作平台: - | - | - | - | - | 67.220 (724) | - | - | - | - | - | |
| | | C | 105.242 (1133) Balcony 露台: - Utility Platform 工作平台: - | - | - | - | - | 9.847 (106) | - | - | - | - | - | |
| | | D | 121.718 (1310) Balcony 露台: - Utility Platform 工作平台: - | - | - | - | - | 12.769 (137) | - | - | - | - | - | |
| | 1/F - 3/F 1樓 - 3樓 | A | 107.770 (1160) Balcony 露台: 3.239 (35) Utility Platform 工作平台: 2.321 (25) | - | - | - | - | - | - | - | - | - | - | - |
| | | B | 148.266 (1596) Balcony 露台: 4.894 (53) Utility Platform 工作平台: 2.928 (32) | - | - | - | - | - | - | - | - | - | - | - |
| | | C | 110.319 (1187) Balcony 露台: 3.240 (35) Utility Platform 工作平台: 2.322 (25) | - | - | - | - | - | - | - | - | - | - | - |
| | | D | 128.902 (1388) Balcony 露台: 4.308(46) Utility Platform 工作平台: 2.730 (29) | - | - | - | - | - | - | - | - | - | - | - |
| | 5/F 5樓 | A | 217.737 (2344) Balcony 露台: 3.239 (35) Utility Platform 工作平台: 2.928 (32) | - | - | - | 118.554 (1276) | - | - | - | - | - | - | - |
| | | B | 214.398 (2308) Balcony 露台: 3.240 (35) Utility Platform 工作平台: 2.730 (29) | - | - | - | 112.698 (1213) | - | - | - | - | 3.446 (37) | - | - |

Notes:

- The saleable area of each residential property and the floor area of balcony, utility platform and verandah are calculated in accordance with section 8 of the Residential Properties (First-hand Sales) Ordinance.
- The areas of other specified items are calculated in accordance with Part 2 of Schedule 2 to the Residential Properties (First-hand Sales) Ordinance.
- Areas in square metres as specified in the above are calculated in accordance with the latest approved building plans. Areas in square feet are converted at a rate of 1 square metre to 10.764 square feet and rounded to the nearest square feet.

備註:

- 每個住宅物業的實用面積及露台、工作平台及陽台的樓面面積是按照《一手住宅物業銷售條例》第8條計算得出的。
- 其他指明項目的面積是按照《一手住宅物業銷售條例》附表2第2部計算得出的。
- 上述所列以平方米顯示之面積乃依據最近的批准建築圖則計算。以平方呎顯示面積均依據1平方米 = 10.764平方呎換算，並四捨五入至整數。

AREA OF RESIDENTIAL PROPERTIES IN THE DEVELOPMENT
發展項目中的住宅物業的面積

| Description of Residential Property 物業的描述 | | | Saleable Area (including balcony, utility platform and verandah, if any) sq. metre (sq. ft.) | Area of other specified items (Not included in the Saleable Area) 其他指明項目的面積 (不計算入實用面積) sq. metre (sq.ft) 平方米 (平方呎) | | | | | | | | | | |
|--|----------------------|------------|---|--|------------------|----------------|-------------------|-------------------|----------------------|------------|-----------------|---------------|------------|---|
| Block Name 大廈名稱 | Floor 樓層 | Unit 單位 | 實用面積 (包括露台, 工作平台及陽台(如有)) 平方米(平方呎) | Air-conditioning plant room 空調機房 | Bay window 窗台 | Cockloft 閣樓 | Flat roof 平台 | Garden 花園 | Parking space 停車位 | Roof 天台 | Stairhood 梯屋 | Terrace 前庭 | Yard 庭院 | |
| Tower 18 第18座 | G/F 地下 | A | 232.545 (2503) Balcony 露台: - Utility Platform 工作平台: - | - | - | - | - | 151.960 (1636) | - | - | - | - | - | |
| | | B | 193.519 (2083) Balcony 露台: - Utility Platform 工作平台: - | - | - | - | - | 21.151 (228) | - | - | - | - | - | |
| | 1/F - 3/F 1樓 - 3樓 | A | 234.671 (2526) Balcony 露台: 4.477 (48) Utility Platform 工作平台: 3.385 (36) | - | - | - | - | - | - | - | - | - | - | - |
| | | B | 198.933 (2141) Balcony 露台: 4.716 (51) Utility Platform 工作平台: - | - | - | - | - | - | - | - | - | - | - | - |
| | 5/F 5樓 | A | 349.300 (3760) Balcony 露台: 4.716 (51) Utility Platform 工作平台: 3.385 (36) | - | - | - | 255.049 (2745) | - | - | - | 4.209 (45) | - | - | |

Notes:

- The saleable area of each residential property and the floor area of balcony, utility platform and verandah are calculated in accordance with section 8 of the Residential Properties (First-hand Sales) Ordinance.
- The areas of other specified items are calculated in accordance with Part 2 of Schedule 2 to the Residential Properties (First-hand Sales) Ordinance.
- Areas in square metres as specified in the above are calculated in accordance with the latest approved building plans. Areas in square feet are converted at a rate of 1 square metre to 10.764 square feet and rounded to the nearest square feet.

備註:

- 每個住宅物業的實用面積及露台、工作平台及陽台的樓面面積是按照《一手住宅物業銷售條例》第8條計算得出的。
- 其他指明項目的面積是按照《一手住宅物業銷售條例》附表2第2部計算得出的。
- 上述所列以平方米顯示之面積乃依據最近的批准建築圖則計算。以平方呎顯示面積均依據1平方米 = 10.764平方呎換算，並四捨五入至整數。

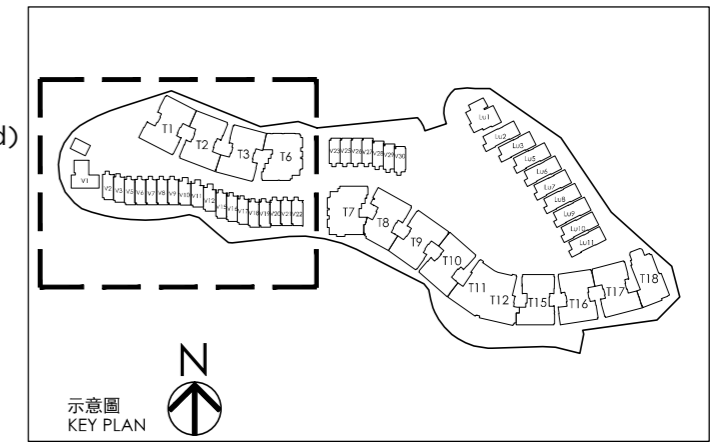
FLOOR PLANS OF PARKING SPACES IN THE DEVELOPMENT

發展項目中的停車位的樓面平面圖

Legend 圖例:

- Boundary line of the Development
發展項目的邊界線
- Loading and Unloading Bay
上落貨車位
- Carparking Space
停車位
- Parking Space for the Disabled Persons
傷殘人士停車位
- Visitors' Carparking Space
訪客停車位
- Motorcycle Parking Space
電單車停車位
- Refuse Collection Vehicle Parking Space
垃圾收集停車位

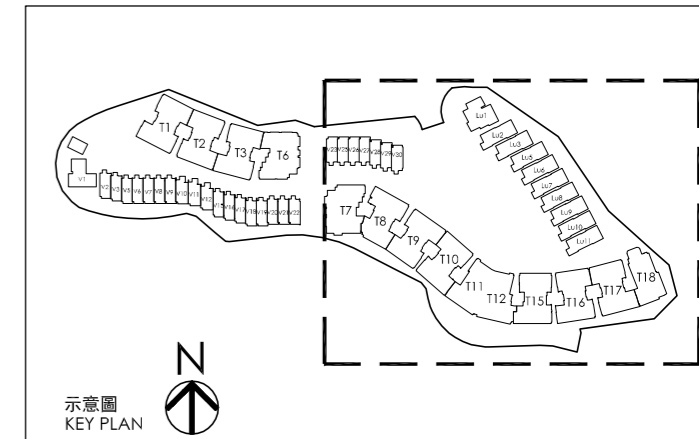
- Lu1 - Lu11 1 Lucca Avenue to 11 Lucca Avenue (4 Lucca Avenue is omitted)
林海徑1號至林海徑11號 (林海徑4號被略去)
- V1 - V30 1 Villa Avenue to 30 Villa Avenue (4, 13, 14 and 24 Villa Avenue are omitted)
山城徑1號至山城徑30號 (山城徑4, 13, 14 及24號被略去)
- T1 - T18 Tower 1 to Tower 18 (Tower 4, 5, 13 and 14 are omitted)
第1座至第18座 (第4, 5, 13 及14座被略去)



Basement Floor Plan
地庫樓面平面圖



FLOOR PLANS OF PARKING SPACES IN THE DEVELOPMENT
發展項目中的停車位的樓面平面圖



Basement Floor Plan
地庫樓面平面圖

Legend 圖例:

- - - Boundary line of the Development
發展項目的邊界線
- Loading and Unloading Bay
上落貨車位
- Carparking Space
停車位
- Parking Space for the Disabled Persons
傷殘人士停車位
- Visitors' Carparking Space
訪客停車位
- Motorcycle Parking Space
電單車停車位
- Refuse Collection Vehicle Parking Space
垃圾收集停車位

- Lu1 - Lu11 1 Lucca Avenue to 11 Lucca Avenue (4 Lucca Avenue is omitted)
林海徑1號至林海徑11號 (林海徑4號被略去)
- V1 - V30 1 Villa Avenue to 30 Villa Avenue (4, 13, 14 and 24 Villa Avenue are omitted)
山城徑1號至山城徑30號 (山城徑4, 13, 14 及24號被略去)
- T1 - T18 Tower 1 to Tower 18 (Tower 4, 5, 13 and 14 are omitted)
第1座至第18座 (第4, 5, 13 及14座被略去)

SCALE 0m(米) 25m(米)
比例

FLOOR PLANS OF PARKING SPACES IN THE DEVELOPMENT
發展項目中的停車位的樓面平面圖

| Locations, Numbers, Dimensions & Areas of Parking Spaces 停車位位置、數目、尺寸及面積 | | | | |
|---|----------------|--------------|---|--|
| Type of Parking Space 停車位類別 | Location 位置 | Number 數目 | Dimensions (L x W) (m.) 尺寸(長 x 闊)(米) | Area of each space (sq.m) 每個車位面積(平方米) |
| Loading and Unloading Bay 上落貨車位 | B/F 地庫 | 14 | 11.0 x 3.5 | 38.5 |
| Carparking Space 停車位 | B/F 地庫 | 340 | 5.0 x 2.5 | 12.5 |
| Parking Space for the Disabled Persons 傷殘人士停車位 | B/F 地庫 | 5 | 5.0 x 3.5 | 17.5 |
| Visitors' Carparking Space 訪客停車位 | B/F 地庫 | 5 | 5.0 x 2.5 | 12.5 |
| Motorcycle Parking Space 電單車停車位 | B/F 地庫 | 3 | 2.4 x 1.0 | 2.4 |
| Refuse Collection Vehicle Parking Space 垃圾收集車停車位 | B/F 地庫 | 2 | 3.5 x 7.0 | 24.5 |
| | | | 3.0 x 7.0 | 21.0 |

SUMMARY OF PRELIMINARY AGREEMENT FOR SALE AND PURCHASE
臨時買賣合約的摘要

1. A preliminary deposit of 5% of the purchase price is payable on the signing of the preliminary agreement for sale and purchase (“preliminary agreement”);
2. The preliminary deposit paid by the purchaser on the signing of the preliminary agreement will be held by a firm of solicitors acting for the owner, as stakeholders;
3. If the purchaser fails to execute that agreement for sale and purchase within 5 working days after the date on which the purchaser enters into the preliminary agreement: -
 - (i) that preliminary agreement is terminated;
 - (ii) the preliminary deposit is forfeited; and
 - (iii) the owner does not have any further claim against the purchaser for the failure.

1. 在簽署臨時買賣合約(「臨時合約」)時須支付款額為售價之5%的臨時訂金;
2. 買方在簽署臨時合約時支付的臨時訂金, 會由代表擁有人行事的律師事務所以保證金保存人的身份持有;
3. 如買方沒有於訂立臨時合約的日期之後5個工作日內簽立買賣合約: -
 - (i) 該臨時合約即告終止;
 - (ii) 有關的臨時訂金即予沒收;及
 - (iii) 擁有人不得就買方沒有簽立買賣合約而針對買方提出進一步申索。

SUMMARY OF DEED OF MUTUAL COVENANT 公契的摘要

The draft Deed of Mutual Covenant of the Development (“DMC”) provides that: -

A. Common parts of the Development

- (i) “Common Electric Vehicle Facilities” means all such facilities installed or to be installed in the General Common Areas for the purpose of or in relation to the charging of electric motor vehicles or electric motor cycles licensed under the Road Traffic Ordinance (Chapter 374) and parked at the Visitors’ Carparking Spaces, and such facilities shall include but not limited to such wires, cables, ducts, trunking, electrical vehicle chargers, electric meters, base box, socket outlet, locks, covers, protective devices and such other electrical or other installations or otherwise for or in relation to such purpose.
- (ii) “Estate Common Areas” means such part or parts of the Slopes and Retaining Walls within the Land, car park lift lobby, owner’s committee office, disabled lift (D Lift), Fire services sprinkler & street fire hydrant pump & tank room, stormwater terminal manhole room, transformer rooms, water feature filtration plant room, lift shaft, by-pass lobby, cleansing water tank, common planter, electrical and mechanical room (E&M), extra-low voltage & low voltage room, electrical vehicle charger room (ELV & LV Rm), electrical vehicle electric meter room (EV EMR), fire services pump room, fire services tanks, flushing water twin tanks, Greenery Areas, irrigation water tank, driveways, lay-by, low voltage switch room, master water meter room, office accommodation for watchmen & caretaker, planters, pipe duct (P.D.), protected lobby (P.L.), potable water twin tanks, service corridor, sprinkler control valve room, sprinkler tank, street fire hydrant tank, sump pit room, telecommunication & broadcasting services rooms (TBE Room), town gas chamber, tree pit, temporary refuge space (TRS), water pump & tank room, water pump room, water meter cabinet (WMC), fire services inlet, sprinkler inlet, sprinkler control valve, all external walls of the Estate (excluding the external walls of the Houses), walls and partitions enclosing the Estate Common Areas, the floor slab of the Estate Common Areas, the foundations of the Estate (including those for the Houses) and all structural or load bearing elements of the Estate Common Areas and other areas and spaces containing the Estate Common Facilities and other areas and spaces in any part or parts of the Estate which are designated as being for the common use and benefit of the Owners of the Estate, PROVIDED THAT, where appropriate, if (a) any parts of the Estate covered by paragraph (a) of the definition of “common parts” set out in section 2 of the Building Management Ordinance and/or (b) any parts specified in the Schedule 1 to the Building Management Ordinance and included under paragraph (b) of the definition of “common parts” set out in section 2 of the Building Management Ordinance, shall also be covered by the provisions hereinbefore provided, such parts shall be deemed to have been included as, and shall form part of, the Estate Common Areas and the Estate Common Areas which are shown for the purpose of identification on the plan(s) annexed hereto, the accuracy of such plan(s) has been certified by or on behalf of the Authorised Person, and thereon coloured Indigo, EXCLUDING those areas designated as being part of the Residential Common Areas, the Towers Common Areas and the Premises.
- (iii) “Estate Common Facilities” means all equipment, facilities and systems designated as being for the use, benefit or service of the Estate Common Areas and without limiting the generality of the foregoing, include :-
- Such of the sewers, drains, water courses, pipes, gutters, wires and cables and other service facilities whether ducted or otherwise which are or at any time may be in, under or over or passing through the Estate through which water, sewage, gas, electricity and any other services are supplied to the Estate or any part or parts thereof;
 - Fire fighting installation and equipment;
 - Lamp posts, traffic lights and lighting within the Estate;
 - Lightning conductor of the Estate;
 - CCTV Imaging Device;
 - Lift installation and equipment; and
 - Other facilities and systems (other than those facilities designated as being part of the Residential Common Facilities or the Towers Common Facilities) for the use and benefit of the Estate and not for the use and benefit of any particular Owner.
- (iv) “General Common Areas” means the Estate Common Areas, the Residential Common Areas and the Towers Common Areas.
- (v) “General Common Facilities” means the Estate Common Facilities, the Residential Common Facilities and the Towers Common Facilities.

- (vi) “General Common Parts Undivided Shares” means those Undivided Shares allocated to the General Common Areas and General Common Facilities.
- (vii) “Residential Common Areas” means such of the Residential Recreational Facilities Visitors’ Carparking Space, the loading and unloading bays provided pursuant to Special Condition No.(23)(a) of New Grant No.22412 or Special Condition No.(23)(a) of New Grant No.22423, refuse storage & material recovery chamber, water meter cabinets, designated as being for the common use of the Owners of the Residential Accommodation, such areas and spaces containing the Residential Common Facilities and other areas and spaces in any part or parts of the Estate which are designated as being for the common use and benefit of the Owners of the Residential Accommodation, PROVIDED THAT, where appropriate, if (a) any parts of the Estate covered by paragraph (a) of the definition of “common parts” set out in section 2 of the Building Management Ordinance and/or (b) any parts specified in the Schedule 1 to the Building Management Ordinance and included under paragraph (b) of the definition of “common parts” set out in section 2 of the Building Management Ordinance, shall also be covered by the provisions hereinbefore provided, such parts shall be deemed to have been included as, and shall form part of, the Residential Common Areas and the Residential Common Areas which are shown for the purpose of identification on the plan(s) annexed hereto, the accuracy of such plan(s) has been certified by or on behalf of the Authorised Person, and thereon coloured Yellow Hatched Black and Yellow EXCLUDING those areas designated as being part of the Estate Common Areas, the Towers Common Areas and the Premises.
- (viii) “Residential Common Facilities” means all those facilities, equipment, machines, apparatus and installations in, under or above the Land and the Estate designated as being for the general benefit and service of the Residential Accommodation only but to which no Owner of a Residential Unit has the exclusive right to use or enjoy the same including (but not limited to) Common Electric Vehicle Facilities lighting, communal television antennae, water tanks, satellite dishes, recreational facilities, security system, fire service installation system and such electrical, mechanical and sanitary installations which are designated as being for the common use and benefit of the Owners of the Residential Accommodation EXCLUDING those facilities designated as being part of the Estate Common Facilities and the Towers Common Facilities.
- (ix) “Towers Common Areas” means such of the roofs (unless otherwise specifically included in the premises assigned), lift pits and lift shafts, staircases, corridors, external walls (including precast facade (which is for the purpose of identification only shown and demarcated by a brown line on the plan(s) hereto annexed certified as to their accuracy by or on behalf of the Authorised Person), including the curtain wall and the openable windows thereof and those separating the Estate Common Areas and the Towers Accommodation of the Towers Accommodation, air duct (AD), canopy, check meter cabinet, common lift lobby, electric meter & extra-low voltage room (ELE & ELV Rm), electric meter rooms (ELE Rm), extra-low voltage rooms (ELV Rm), fire & sprinkler pump & tank room, fire services & sprinkler pump & tank rooms, fire services pump room, fire services tanks, flat roofs, hose reel, lift lobbies, lift shaft, metal roof of utility platform, pipe duct (PD), protected lobby (PL), refuge storage and material recovery room (RSMRR), sprinkler control room, sprinkler tanks, top of lift overrun, water meter cabinets, all structural or load bearing elements of the Towers Accommodation, such areas and spaces containing the Towers Common Facilities and other areas and spaces in any part or parts of the Estate which are for the common use and benefit of the Owners of the Towers Accommodation, PROVIDED THAT, where appropriate, if (a) any parts of the Estate covered by paragraph (a) of the definition of “common parts” set out in section 2 of the Building Management Ordinance and/or (b) any parts specified in the Schedule 1 to the Building Management Ordinance and included under paragraph (b) of the definition of “common parts” set out in section 2 of the Building Management Ordinance, shall also be covered by the provisions hereinbefore provided, such parts shall be deemed to have been included as, and shall form part of, the Towers Common Areas and for the purpose of identification the Towers Common Areas are shown on the plan(s) hereto annexed certified as to their accuracy by or on behalf of the Authorised Person and thereon coloured Violet EXCLUDING those areas being part of the Estate Common Areas, the Residential Common Areas and such areas within the Estate in respect of which the exclusive right and privilege to hold, use, occupy and enjoy the same belongs to any particular Owner.
- (x) “Towers Common Facilities” means all those facilities, equipment, machines, apparatus and installations in, under or above the Land and the Estate for the general benefit and service of the Towers Accommodation only but no Owner of Unit has the exclusive right to use or enjoy and shall include (but not limited to) lifts, lighting, communal television antennae (if any), water tanks, satellite dishes, gondola lightning pole, security system, fire service installation system and other electrical, mechanical and sanitary installations which are for the common use and benefit of the Owners of the Towers Accommodation EXCLUDING those being part of the Estate Common Facilities or the Residential Common Facilities.

SUMMARY OF DEED OF MUTUAL COVENANT
公契的摘要

B. Number of undivided shares assigned to each residential property in the Development

(A) Houses 14,794 Undivided Shares

| House | Undivided Shares |
|-----------------|------------------|
| 1 Lucca Avenue | 850 |
| 2 Lucca Avenue | 539 |
| 3 Lucca Avenue | 538 |
| 5 Lucca Avenue | 534 |
| 6 Lucca Avenue | 532 |
| 7 Lucca Avenue | 538 |
| 8 Lucca Avenue | 537 |
| 9 Lucca Avenue | 537 |
| 10 Lucca Avenue | 543 |
| 11 Lucca Avenue | 544 |
| 1 Villa Avenue | 660 |
| 2 Villa Avenue | 339 |
| 3 Villa Avenue | 336 |
| 5 Villa Avenue | 330 |
| 6 Villa Avenue | 337 |
| 7 Villa Avenue | 337 |
| 8 Villa Avenue | 336 |
| 9 Villa Avenue | 334 |

| House | Undivided Shares |
|-----------------|------------------|
| 10 Villa Avenue | 349 |
| 11 Villa Avenue | 354 |
| 12 Villa Avenue | 353 |
| 15 Villa Avenue | 338 |
| 16 Villa Avenue | 344 |
| 17 Villa Avenue | 337 |
| 18 Villa Avenue | 334 |
| 19 Villa Avenue | 335 |
| 20 Villa Avenue | 333 |
| 21 Villa Avenue | 332 |
| 22 Villa Avenue | 337 |
| 23 Villa Avenue | 336 |
| 25 Villa Avenue | 333 |
| 26 Villa Avenue | 334 |
| 27 Villa Avenue | 335 |
| 28 Villa Avenue | 334 |
| 29 Villa Avenue | 335 |
| 30 Villa Avenue | 340 |

(B) Units 31,297 Undivided Shares

| Tower | Floor | Unit | Undivided Shares |
|-------|-------|------|------------------|
| 1 | G/F | A | 140 |
| | | B | 102 |
| | | C | 123 |
| | | D | 105 |
| | 1/F | A | 147 |
| | | B | 108 |
| | | C | 129 |
| | | D | 110 |
| | 2/F | A | 147 |
| | | B | 108 |
| | | C | 129 |
| | | D | 110 |
| | 3/F | A | 147 |
| | | B | 108 |
| | | C | 129 |
| | | D | 110 |
| | 5/F | A | 217 |
| | | B | 227 |

| Tower | Floor | Unit | Undivided Shares |
|-------|-------|------|------------------|
| 2 | G/F | A | 100 |
| | | B | 140 |
| | | C | 106 |
| | | D | 124 |
| | 1/F | A | 108 |
| | | B | 148 |
| | | C | 110 |
| | | D | 129 |
| | 2/F | A | 108 |
| | | B | 148 |
| | | C | 110 |
| | | D | 129 |
| | 3/F | A | 108 |
| | | B | 148 |
| | | C | 110 |
| | | D | 129 |
| | 5/F | A | 231 |
| | | B | 218 |

| Tower | Floor | Unit | Undivided Shares | |
|-------|-------|------|------------------|-----|
| 3 | 1/F | A | 148 | |
| | | B | 108 | |
| | | C | 128 | |
| | | D | 110 | |
| | 2/F | A | 148 | |
| | | B | 108 | |
| | | C | 128 | |
| | | D | 110 | |
| | 3/F | A | 148 | |
| | | B | 108 | |
| | | C | 128 | |
| | | D | 110 | |
| | 5/F | A | 231 | |
| | | B | 227 | |
| | 6 | 1/F | A | 104 |
| | | | B | 102 |
| C | | | 170 | |
| D | | | 108 | |
| 2/F | | A | 104 | |
| | | B | 102 | |
| | | C | 170 | |
| | | D | 108 | |
| 3/F | | A | 104 | |
| | | B | 102 | |
| | | C | 170 | |
| | | D | 108 | |
| 5/F | | A | 199 | |
| | | B | 221 | |
| 7 | | G/F | A | 185 |
| | | | B | 108 |
| | C | | 95 | |
| | D | | 99 | |
| | 1/F | A | 189 | |
| | | B | 110 | |
| | | C | 104 | |
| | | D | 102 | |
| | 2/F | A | 189 | |
| | | B | 110 | |
| | | C | 104 | |
| | | D | 102 | |
| | 3/F | A | 189 | |
| | | B | 110 | |
| | | C | 104 | |
| | | D | 102 | |
| | 5/F | A | 234 | |
| | | B | 199 | |

| Tower | Floor | Unit | Undivided Shares |
|-------|-------|------|------------------|
| 8 | G/F | A | 98 |
| | | B | 124 |
| | | C | 103 |
| | | D | 142 |
| | 1/F | A | 101 |
| | | B | 129 |
| | | C | 108 |
| | | D | 148 |
| | 2/F | A | 101 |
| | | B | 129 |
| | | C | 108 |
| | | D | 148 |
| | 3/F | A | 101 |
| | | B | 129 |
| | | C | 108 |
| | | D | 148 |
| 5/F | A | 204 | |
| | B | 221 | |
| 9 | G/F | A | 124 |
| | | B | 107 |
| | | C | 142 |
| | | D | 101 |
| | 1/F | A | 129 |
| | | B | 110 |
| | | C | 148 |
| | | D | 108 |
| | 2/F | A | 129 |
| | | B | 110 |
| | | C | 148 |
| | | D | 108 |
| | 3/F | A | 129 |
| | | B | 110 |
| | | C | 148 |
| | | D | 108 |
| | 5/F | A | 227 |
| | | B | 231 |

SUMMARY OF DEED OF MUTUAL COVENANT
公契的摘要

| Tower | Floor | Unit | Undivided Shares |
|-------|-------|------|------------------|
| 10 | G/F | A | 104 |
| | | B | 141 |
| | | C | 106 |
| | | D | 125 |
| | 1/F | A | 108 |
| | | B | 146 |
| | | C | 110 |
| | | D | 131 |
| | 2/F | A | 108 |
| | | B | 146 |
| | | C | 110 |
| | | D | 131 |
| | 3/F | A | 108 |
| | | B | 146 |
| | | C | 110 |
| | | D | 131 |
| 5/F | A | 228 | |
| | B | 230 | |
| 11 | G/F | A | 122 |
| | | B | 102 |
| | | C | 148 |
| | 1/F | A | 127 |
| | | B | 105 |
| | | C | 153 |
| | 2/F | A | 127 |
| | | B | 105 |
| | | C | 153 |
| | 3/F | A | 127 |
| | | B | 105 |
| | | C | 153 |
| 5/F | A | 217 | |
| | B | 270 | |
| 12 | G/F | A | 125 |
| | | B | 106 |
| | | C | 147 |
| | 1/F | A | 129 |
| | | B | 109 |
| | | C | 153 |
| | 2/F | A | 129 |
| | | B | 109 |
| | | C | 153 |
| | 3/F | A | 129 |
| | | B | 109 |
| | | C | 153 |
| 5/F | A | 212 | |

| Tower | Floor | Unit | Undivided Shares |
|-------|-------|------|------------------|
| 15 | G/F | A | 149 |
| | | B | 104 |
| | | C | 106 |
| | | D | 109 |
| | 1/F | A | 152 |
| | | B | 108 |
| | | C | 110 |
| | | D | 114 |
| | 2/F | A | 152 |
| | | B | 108 |
| | | C | 110 |
| | | D | 114 |
| | 3/F | A | 152 |
| | | B | 108 |
| | | C | 110 |
| | | D | 114 |
| 5/F | A | 220 | |
| | B | 204 | |
| 16 | G/F | A | 141 |
| | | B | 102 |
| | | C | 123 |
| | | D | 106 |
| | 1/F | A | 147 |
| | | B | 108 |
| | | C | 129 |
| | | D | 110 |
| | 2/F | A | 147 |
| | | B | 108 |
| | | C | 129 |
| | | D | 110 |
| 3/F | A | 147 | |
| | B | 108 | |
| | C | 129 | |
| | D | 110 | |
| 5/F | A | 219 | |
| | B | 226 | |

| Tower | Floor | Unit | Undivided Shares |
|-------|-------|------|------------------|
| 17 | G/F | A | 106 |
| | | B | 147 |
| | | C | 106 |
| | | D | 123 |
| | 1/F | A | 108 |
| | | B | 148 |
| | | C | 110 |
| | | D | 129 |
| | 2/F | A | 108 |
| | | B | 148 |
| | | C | 110 |
| | | D | 129 |
| | 3/F | A | 108 |
| | | B | 148 |
| | | C | 110 |
| | | D | 129 |
| 5/F | A | 230 | |
| | B | 226 | |
| 18 | G/F | A | 248 |
| | | B | 196 |
| | 1/F | A | 235 |
| | | B | 199 |
| | 2/F | A | 235 |
| | | B | 199 |
| | 3/F | A | 235 |
| | | B | 199 |
| 5/F | A | 375 | |

Remarks:

- (1) 4 Villa Avenue, 13 Villa Avenue, 14 Villa Avenue, 24 Villa Avenue, 4 Lucca Avenue omitted
- (2) The floor numbering for the Estate is such that there are no floor nos.4 in all of the Tower
- (3) Tower 4, 5, 13 and 14 are omitted

C. Term of years for which the Manager of the Development is appointed

The Manager will be appointed under the DMC as the Manager of the Development for an initial term of not exceeding two years commencing from the date of the DMC and to be continued thereafter, subject to the provisions for termination contained in the DMC.

D. Basis on which the Manager Expenses are shared among the owners of residential properties in the Development.

- (i) The Management Expenses shall be apportioned between the Owners of the Estate in the following manner:-
 - a. Where any expenditure relates to the Residential Common Areas or the Residential Common Facilities providing services to the Owners of the Units and the Houses, the expenditure shall form part of the Management Expenses of the Residential Accommodation and shall be borne by the Owners of the Units and the Houses according to

the proportions borne by the number of the Management Shares of their respective Units and Houses to the total number of Management Shares allocated to all the Units and the Houses.

- b. Where any expenditure relates to the Towers Common Areas or the Towers Common Facilities providing services to the Owners of the Units, the expenditure shall form part of the Management Expenses of the Towers Accommodation and shall be borne by the Owners of the Units according to the proportions borne by the number of the Management Shares of their respective Units to the total number of Management Shares allocated to all the Units.
- c. Where any expenditure relates to the House Accommodation providing services to the Owners of the Houses, the expenditure shall form part of the Management Expenses of the House Accommodation and shall be borne by the Owners of the Houses according to the proportions borne by the number of the Management Shares of their respective Houses to the total number of Management Shares allocated to all the Houses.
- d. Where any expenditure relates to (i) the Estate Common Areas and/or the Estate Common Facilities or (ii) does not fall under any of Clause 6.4.2 (a), (b) and (c) of the DMC, the expenditure shall form part of the Management Expenses of the Estate as a whole and shall be borne by all Owners of the Estate in accordance with the proportion borne by the number of Management Shares of each Premises to the total number of Management Shares of the Estate.
- e. Notwithstanding anything contained in sub-clauses 6.4.2(a) to (d) of the DMC, (i) where any expenditure relates solely to or is solely for the benefit of any Premises and no Owner other than the Owner entitled to the exclusive right and privilege to hold, use and occupy that Premises will receive any material benefit therefrom, then the full amount of such expenditure shall be borne by the Owner of such Premises and (ii) where any expenditure relates solely to or is solely for the benefit of a group of Owners but does not relate to or is not for the benefit of the other Owners, the full amount of such expenditure shall be apportioned between such Owners in proportion to their respective Management Shares.
- f. Subject to the prior written approval of the Owners' Committee or where the Owners' Corporation has been formed the approval of the Owners' Corporation, if the Manager is of the opinion that the adopted annual budget and/or the sharing of the amounts of Management Expenses assessed under any part of the adopted annual budget in accordance with the provisions of the DMC may lead to or result in any Owner or Owners of any part or parts of the Estate unfairly or inequitably paying some higher or lesser contributions, the Manager shall be entitled to modify any adopted annual budget in such manner as the Manager may (but subject to compliance with the procedures applicable to the draft annual budget, the annual budget and the revised annual budget as provided in Section VI Subsection F of the DMC) think fit (whether by creating new parts or abolishing existing parts of the budget or otherwise) and to prepare new budget in the modified manner as aforementioned and/or to vary or modify the manner of sharing the amounts of Management Expenses assessed under any part of the budget by the relevant Owners in such way as the Manager may (but subject to prior consultation with the Owners' Committee) think fit and the modified budget and the modified manner of sharing the management expenditure shall be binding (save for manifest error) on all Owners and provided always that the Manager's determination of the amount of contribution payable by each Owner as aforesaid shall (in the absence of manifest error) be conclusive and binding on all Owners PROVIDED THAT (i) no Owner shall be called upon to pay more than his appropriate share of Management Expenses, having regard to the number of Management Shares allocated to his Premises and (ii) the Owners of the Units, the Houses and the Parking Spaces (excluding the Visitors' Carparking Spaces) shall only be responsible for the Management Expenses of their respective parts and (iii) all Owners shall be liable for the Management Expenses of the Estate Common Areas and the Estate Common Facilities.

- E. Basis on which the Management Fee Deposit is fixed

The amount of Management Fee Deposit is 3 months' Management Fee.

- F. Area (if any) in the Development retained by the owner for its own use

There is no area in the Development which is retained by the owner (Gainwick Limited) for that owner's use as referred to in section 14(2)(f), Part 1, Schedule 1 of Residential Properties (First-hand Sales) Ordinance.

Notes:

For full details, please refer to the draft DMC. Full script of the draft DMC is available for inspection upon request during office hours at the sales offices and a copy of the draft DMC can be obtained upon paying necessary photo copying charges.

SUMMARY OF DEED OF MUTUAL COVENANT

公契的摘要

發展項目公契(「公契」)有下述條文:-

A. 發展項目的公用部分

- (i) 「公用電動車設施」指在一般公用部分內已或擬安裝為或關於《道路交通條例》(第374章)、停泊在停車場部分及該等設施的持牌之電動車或電動電單車充電之所有該等設施,此等設施包括但不限於電線、電纜、管道、線槽、電動車充電器、電錶、底座、插座、鎖、蓋、保護性設備及其他電力或其他裝置或其他為或有關上述用途的設施。
- (ii) 「屋苑公用部分」指土地內的斜坡及擋土牆、停車場升降機大堂、業主委員會辦公室、殘疾人升降機(D升降機)、消防花灑裝置及街道消防栓泵及油箱室,雨水沙井房,變壓器房,水景過濾機房,升降機井,旁路大堂,清潔用水水箱,公用花盆,機電房(E&M),超低壓及低壓房,電動車充電器室(ELV & LV Rm)、電動汽車電錶室(EV EMR)、消防泵房、消防水箱、雙沖洗水水箱、綠化區、灌溉水箱、車道、備用、低壓開關室、主水錶室、保安人員及管理員辦公室、花盆、管道(PD)、受保護的大堂(PL)、雙飲用水水箱、服務走廊、灑水控制閘室、灑水箱、街道消防栓水箱、集水坑室,電信及廣播服務室(TBE Room)、煤氣室、樹坑、臨時避難空間(TRS)、水泵和水箱室、水泵室、水錶櫃(WMC)、消防進水口、消防花灑進水口、消防花灑控制閘、屋苑的所有外牆(不包括洋房的外牆)、包圍屋苑公用部分的牆壁和隔牆、屋苑公用部分的樓板、屋苑的地基(包括洋房的地基)以及結構牆或屋苑公用部分和包含屋苑公用設施的其他區域和空間的承重元件以及屋苑任何部分或多個部分的其他區域和空間,這些區域和空間被指定為屋苑業主的共同使用和利益,前提是,在適當的情況下,如果(a)屋苑任何部分被《建築物管理條例》第2條所載“公用部分”定義的(a)段所涵蓋的任何部分和/或(b)《建築物管理條例》附表1中指明的任何部分及《建築物管理條例》第2條所載“公用部分”定義的(b)段所涵蓋的任何部分,亦應受上文提供的條文所涵蓋,該等部分須視為已包括為:並應構成公契所附圖則上為識別目的而顯示的屋苑公用部分和屋苑公用部分的一部分,該等圖則的準確性已由授權人或代表授權人證明人及在其上圖則顯示著色為靛藍色,不包括指定為住宅公用部分、大廈公用部分和其處所的一部分。
- (iii) 「屋苑公用設施」是指被指定用於屋苑公用部分的使用、利益或服務的所有設備、設施和系統,並且不限制前述的一般性,包括:-
- 排水渠、排水溝、水道、水管、排水溝、電線和電纜以及其他服務設施,無論是管道還是其他方式,它們都在或在任何時候可能位於、下方或上方或穿過屋苑,水、污水、氣體通過這些設施、電力和任何其他服務提供給屋苑的任何部分或其任何部分;
 - 消防設備及設施;
 - 燈柱,交通及屋苑內其他照明設施;
 - 屋苑內避雷針;
 - 閉路電視成像設備;
 - 電梯安裝及設備;
 - 其他設施和系統(指定為住宅公用設施或大廈公用設施的一部分的設施除外)供屋苑使用和受益,而不是供任何特定業主使用和受益。
- (iv) 「一般公用部分」是指屋苑公用部分,的住宅公用部分以及大廈公用部分。
- (v) 「一般公用設施」是指屋苑公用設施,住宅公用設施以及大廈公用設施。
- (vi) 「一般公用部分不分割份數」是指分配給一般公用部分和一般公用設施的不分割份數。
- (vii) 「住宅公用部分」是指住宅休閒設施訪客停車位、根據新批土地契約第22412號特別條件第(23)(a)號或新批土地契約第22423號特別條件第(23)(a),垃圾儲存和物料回收室,水錶櫃,指定為住宅\處所業主公用,包含在屋苑任何部分或多個部分的區域和空間,被指定為住宅業主共同使用和利益的住宅公用設施,前提是在適當的情況下,如果(a)屋苑任何部分被《建築物管理條例》第2條所載“公用部分”定義的(a)段所涵蓋的任何部分和/或(b)《建築物管理條例》附表1中指明的任何部分及《建築物管理條例》第2條所載“公用部分”定義的(b)段所涵蓋的任何部分,該等部分須視為已包括並構成住宅公用部分及住宅公用部分的一部分出於識別目的顯示在公契的圖則中,此類圖則的準確性已由授權人或代表授權人證明,並在其上圖則顯示著色為黃色陰影黑色和黃色,不包括指定為屋苑公用部分、大廈公用部分和其處所的一部分。
- (viii) 「住宅公用設施」是指土地和屋苑內、下方或上方的所有設施、設備、機器、裝置和裝置,被指定僅用於住宅的一般利益和服務,但沒有住宅單位業主擁有獨家使用或享有的權利,包括(但不限於)公用電動汽車設施照明、公用電視天線、水箱、衛星天線、康樂設施、安全系統、消防安裝系統和此類電氣,被指定為供住宅業主共同使用和受益的機械和衛生設施,不包括被指定為屋苑公用設施和大廈公用設施一部分的那些設施。

- (ix) 「大廈公用部分」是指屋頂(除非另外特別包括在指定的處所內)、升降機坑和升降機井、樓梯、走廊、外牆(包括預製立面(僅為識別目的而顯示)並在公契圖則上以棕色線標出,由授權人或代表授權人證明其準確性),包括分隔屋苑公用部分和大廈住所的幕牆和可打開的窗戶、風管(AD)、雨棚、查表櫃、公用電梯大堂、電錶及特低電壓室(ELV & ELV Rm)、電錶室(ELV Rm)、特低電壓室(ELV Rm)、消防和花灑泵和缸房、消防和噴水泵和罐房、消防泵房、消防缸、屋頂平台、喉轆、電梯大堂、電梯井、多功能平台的金屬屋頂、管道(PD),受保護的大廳(PL),避難所存儲和材料回收室(RSMRR)、消防花灑控制室、消防水缸、升降機頂部緩衝、水錶櫃、大廈住所的所有結構或承重元件,包含大廈公用設施和其他地區和區域和空間以及屋苑任何部分或部分中提供給大廈業主共同使用和受益的空間,前提是在適當的情況下,如果(a)屋苑的任何部分被《建築物管理條例》第2條所載“公用部分”定義的(a)段所涵蓋的任何部分和/或(b)《建築物管理條例》附表1中指明的任何部分及《建築物管理條例》第2條所載“公用部分”定義的(b)段所涵蓋的任何部分,該等部分須視為已包括在大廈公用部分中並構成其一部分,並為識別說明大廈公用部分顯示在公契附件圖則中,由授權人或代表授權人證明其準確性,並在其圖則顯示著色為紫色,不包括屬於屋苑公用部分、住宅公用部分和此類部分的那些部分擁有、使用、佔有和享有的專有權利和特權屬於任何特定業主。
- (x) “大廈公用設施”是指土地和屋苑內、下方或上方的所有設施、設備、機器和裝置,僅用於大廈住所的一般利益和服務,但單位業主沒有專有權使用或享受並應包括(但不限於)電梯、照明、公用電視天線(如有)、水箱、衛星天線、避雷針、安全系統、消防裝置系統和其他電氣、機械和衛生裝置提供給大廈業主共同使用和受益,不包括屬於屋苑公用設施或住宅公用設施的部分。

B. 分配給發展項目中每個住宅單位的不分割份數目

(A) 洋房 14,794 不分割份數

| 洋房 | 不分割份數 | 洋房 | 不分割份數 |
|--------|-------|--------|-------|
| 林海徑1號 | 850 | 山城徑10號 | 349 |
| 林海徑2號 | 539 | 山城徑11號 | 354 |
| 林海徑3號 | 538 | 山城徑12號 | 353 |
| 林海徑5號 | 534 | 山城徑15號 | 338 |
| 林海徑6號 | 532 | 山城徑16號 | 344 |
| 林海徑7號 | 538 | 山城徑17號 | 337 |
| 林海徑8號 | 537 | 山城徑18號 | 334 |
| 林海徑9號 | 537 | 山城徑19號 | 335 |
| 林海徑10號 | 543 | 山城徑20號 | 333 |
| 林海徑11號 | 544 | 山城徑21號 | 332 |
| 山城徑1號 | 660 | 山城徑22號 | 337 |
| 山城徑2號 | 339 | 山城徑23號 | 336 |
| 山城徑3號 | 336 | 山城徑25號 | 333 |
| 山城徑5號 | 330 | 山城徑26號 | 334 |
| 山城徑6號 | 337 | 山城徑27號 | 335 |
| 山城徑7號 | 337 | 山城徑28號 | 334 |
| 山城徑8號 | 336 | 山城徑29號 | 335 |
| 山城徑9號 | 334 | 山城徑30號 | 340 |

SUMMARY OF DEED OF MUTUAL COVENANT
公契的摘要

(B) 單位31,297 不分割份數

| 大廈 | 樓層 | 單位 | 不分割份數 |
|----|----|-----|-------|
| 1 | 地下 | A | 140 |
| | | B | 102 |
| | | C | 123 |
| | | D | 105 |
| | 1樓 | A | 147 |
| | | B | 108 |
| | | C | 129 |
| | | D | 110 |
| | 2樓 | A | 147 |
| | | B | 108 |
| | | C | 129 |
| | | D | 110 |
| | 3樓 | A | 147 |
| | | B | 108 |
| | | C | 129 |
| | | D | 110 |
| 5樓 | A | 217 | |
| | B | 227 | |
| 2 | 地下 | A | 100 |
| | | B | 140 |
| | | C | 106 |
| | | D | 124 |
| | 1樓 | A | 108 |
| | | B | 148 |
| | | C | 110 |
| | | D | 129 |
| | 2樓 | A | 108 |
| | | B | 148 |
| | | C | 110 |
| | | D | 129 |
| | 3樓 | A | 108 |
| | | B | 148 |
| | | C | 110 |
| | | D | 129 |
| 5樓 | A | 231 | |
| | B | 218 | |

| 大廈 | 樓層 | 單位 | 不分割份數 |
|----|----|-----|-------|
| 3 | 1樓 | A | 148 |
| | | B | 108 |
| | | C | 128 |
| | | D | 110 |
| | 2樓 | A | 148 |
| | | B | 108 |
| | | C | 128 |
| | | D | 110 |
| | 3樓 | A | 148 |
| | | B | 108 |
| | | C | 128 |
| | | D | 110 |
| 5樓 | A | 231 | |
| | B | 227 | |
| 6 | 1樓 | A | 104 |
| | | B | 102 |
| | | C | 170 |
| | | D | 108 |
| | 2樓 | A | 104 |
| | | B | 102 |
| | | C | 170 |
| | | D | 108 |
| | 3樓 | A | 104 |
| | | B | 102 |
| | | C | 170 |
| | | D | 108 |
| 5樓 | A | 199 | |
| | B | 221 | |

| 大廈 | 樓層 | 單位 | 不分割份數 |
|----|----|-----|-------|
| 7 | 地下 | A | 185 |
| | | B | 108 |
| | | C | 95 |
| | | D | 99 |
| | 1樓 | A | 189 |
| | | B | 110 |
| | | C | 104 |
| | | D | 102 |
| | 2樓 | A | 189 |
| | | B | 110 |
| | | C | 104 |
| | | D | 102 |
| 3樓 | A | 189 | |
| | B | 110 | |
| | C | 104 | |
| | D | 102 | |
| 5樓 | A | 234 | |
| | B | 199 | |
| 8 | 地下 | A | 98 |
| | | B | 124 |
| | | C | 103 |
| | | D | 142 |
| | 1樓 | A | 101 |
| | | B | 129 |
| | | C | 108 |
| | | D | 148 |
| | 2樓 | A | 101 |
| | | B | 129 |
| | | C | 108 |
| | | D | 148 |
| 3樓 | A | 101 | |
| | B | 129 | |
| | C | 108 | |
| | D | 148 | |
| 5樓 | A | 204 | |
| | B | 221 | |

| 大廈 | 樓層 | 單位 | 不分割份數 |
|----|----|-----|-------|
| 9 | 地下 | A | 124 |
| | | B | 107 |
| | | C | 142 |
| | | D | 101 |
| | 1樓 | A | 129 |
| | | B | 110 |
| | | C | 148 |
| | | D | 108 |
| | 2樓 | A | 129 |
| | | B | 110 |
| | | C | 148 |
| | | D | 108 |
| 3樓 | A | 129 | |
| | B | 110 | |
| | C | 148 | |
| | D | 108 | |
| 5樓 | A | 227 | |
| | B | 231 | |
| 10 | 地下 | A | 104 |
| | | B | 141 |
| | | C | 106 |
| | | D | 125 |
| | 1樓 | A | 108 |
| | | B | 146 |
| | | C | 110 |
| | | D | 131 |
| | 2樓 | A | 108 |
| | | B | 146 |
| | | C | 110 |
| | | D | 131 |
| 3樓 | A | 108 | |
| | B | 146 | |
| | C | 110 | |
| | D | 131 | |
| 5樓 | A | 228 | |
| | B | 230 | |

SUMMARY OF DEED OF MUTUAL COVENANT
公契的摘要

| 大廈 | 樓層 | 單位 | 不分割份數 |
|----|----|-----|-------|
| 11 | 地下 | A | 122 |
| | | B | 102 |
| | | C | 148 |
| | 1樓 | A | 127 |
| | | B | 105 |
| | | C | 153 |
| | 2樓 | A | 127 |
| | | B | 105 |
| | | C | 153 |
| | 3樓 | A | 127 |
| | | B | 105 |
| | | C | 153 |
| 5樓 | A | 217 | |
| | B | 270 | |
| 12 | 地下 | A | 125 |
| | | B | 106 |
| | | C | 147 |
| | 1樓 | A | 129 |
| | | B | 109 |
| | | C | 153 |
| | 2樓 | A | 129 |
| | | B | 109 |
| | | C | 153 |
| | 3樓 | A | 129 |
| | | B | 109 |
| | | C | 153 |
| 5樓 | A | 212 | |

| 大廈 | 樓層 | 單位 | 不分割份數 |
|----|----|-----|-------|
| 15 | 地下 | A | 149 |
| | | B | 104 |
| | | C | 106 |
| | | D | 109 |
| | 1樓 | A | 152 |
| | | B | 108 |
| | | C | 110 |
| | | D | 114 |
| | 2樓 | A | 152 |
| | | B | 108 |
| | | C | 110 |
| | | D | 114 |
| | 3樓 | A | 152 |
| | | B | 108 |
| | | C | 110 |
| D | | 114 | |
| 5樓 | A | 220 | |
| | B | 204 | |
| 16 | 地下 | A | 141 |
| | | B | 102 |
| | | C | 123 |
| | | D | 106 |
| | 1樓 | A | 147 |
| | | B | 108 |
| | | C | 129 |
| | | D | 110 |
| | 2樓 | A | 147 |
| | | B | 108 |
| | | C | 129 |
| | | D | 110 |
| | 3樓 | A | 147 |
| | | B | 108 |
| | | C | 129 |
| D | | 110 | |
| 5樓 | A | 219 | |
| | B | 226 | |

| 大廈 | 樓層 | 單位 | 不分割份數 |
|----|----|-----|-------|
| 17 | 地下 | A | 106 |
| | | B | 147 |
| | | C | 106 |
| | | D | 123 |
| | 1樓 | A | 108 |
| | | B | 148 |
| | | C | 110 |
| | | D | 129 |
| | 2樓 | A | 108 |
| | | B | 148 |
| | | C | 110 |
| | | D | 129 |
| | 3樓 | A | 108 |
| | | B | 148 |
| | | C | 110 |
| D | | 129 | |
| 5樓 | A | 230 | |
| | B | 226 | |
| 18 | 地下 | A | 248 |
| | | B | 196 |
| | 1樓 | A | 235 |
| | | B | 199 |
| | 2樓 | A | 235 |
| | | B | 199 |
| | 3樓 | A | 235 |
| | | B | 199 |
| | 5樓 | A | 375 |

備註

- (1) 洋房並沒有山城徑4號, 山城徑13號, 山城徑14號, 山城徑24號及林海徑4號。
- (2) 屋苑中的所有大廈並沒有4樓。
- (3) 大廈並沒有第4, 5, 13及14座。

C. 有關發展項目的管理人的委任年期

- (i) 管理人將會根據公契被委任為發展項目的管理人, 首屆任期為公契日期起計不多於兩年, 並在其後續任, 但受公契中的終止條文規限。

D. 管理開支按甚麼基準在發展項目中的住宅物業的擁有人之間分擔

- (i) 管理費用應按以下方式在屋苑的業主之間分攤:-
- 當有關住宅公用部分或住宅公用設施的支出是為單位和洋房業主提供服務, 該支出應構成住宅處所管理費的一部分, 按各單位業主和洋房業主所分配的管理份數對比所有單位和洋房所分配的總管理份數的比例, 由單位業主和洋房業主承擔。
 - 當有關大廈公用部分或大廈公用設施的支出是為單位業主提供服務, 該支出應構成大廈處所管理費的一部分, 按各單位業主所分配的管理份數對比所有單位所分配的總管理份數的比例, 由單位業主承擔。
 - 當有關洋房住宅的支出是為洋房業主提供服務, 該支出應構成洋房處所管理費的一部分, 按各洋房業主所分配的管理份數對比所有洋房所分配的總管理份數的比例, 由洋房業主承擔。
 - 如果任何開支涉及 (i) 屋苑公用部分和/或屋苑公用設施或 (ii) 不屬於公契第 6.4.2 (a)、(b) 和 (c) 條的任何條款, 則支出應構成整個管理費用的一部分, 按每個處所所分配的管理份數對比屋苑所分配的總管理份數的比例, 由屋苑業主承擔。
 - 儘管公契的第 6.4.2 (a) 至 (d) 款中有任何規定, (i) 如果任何支出僅與任何處所有關或僅用於任何處所的利益, 除有權獲得獨家使用權的業主之外, 沒有其他業主可持有、使用和占用該處所的權利和特權而從中獲得任何重要利益, 則該等支出的全額應由該等處所的業主承擔, 並且 (ii) 如果任何支出僅與該利益相關或僅用於該利益一組業主, 但與其他業主無關或不屬其他業主所受益, 則該等支出的全部金額應在這些業主之間按其各自的管理份數的比例分攤。
 - 根據公契的規定已經成立的業主委員會或業主立案法團事先書面批准, 若管理人認為所採用的年度預算和/或根據公契所採納的年度預算任何部分而評估的管理費分攤的金額可能導致屋苑業主不公平地支付一些更高或更低的金額, 管理人有權以管理人認為合適的方式調整任何已通過的年度預算 (但須遵守適用於年度預算草案、年度預算和公契第六部分 F 小節規定的修訂年度預算的程序) (無論是通過創建新部分或取消預算的現有部分或其他方式) 並以管理人認為合適上述調整方式準備新預算和/或更改或修改 (但須事先與業主委員會協商) 以及調整後的預算和調整後的分攤方式應對所有業主具有約束力 (明顯錯誤除外), 並且管理人對每個業主應支付的金額 (在沒有明顯錯誤的情況下) 是決定性的並對所有業主具約束力, 前提是 (i) 在考慮到分配給其處所的管理份數, 任何業主都不得被要求支付超過其適當份額的管理費以及 (ii) 單位、洋房和停車位的業主 (不包括訪客停車位) 僅負責其各自部分的管理費, 並且 (iii) 所有業主應承擔屋苑公用部分和屋苑公用設施的管理費。

E. 計算管理費按金的基準

管理費按金為 3 個月的管理費。

F. 擁有人在發展項目中保留作自用的範圍 (如有的話)

擁有人 (加鋒有限公司) 在發展項目中並無《一手住宅物業銷售條例》附表 1 第 1 部第 14(2)(f) 條所述之保留作自用的範圍。

備註:
請參閱公契以了解全部詳情。完整的公契文本可於售樓處營業時間作出要求後免費查閱, 並可在支付所需影印費後取得公契之複印本。

SUMMARY OF LAND GRANT 批地文件的摘要

1. The Development is constructed on Tai Po Town Lot No.223 (“**the 1st Lot**”) which is held under New Grant No.22412 dated 8th December 2016 as varied or modified by three modification letters respectively dated 19th December 2017, 6th August 2020 and 10th March 2021 and respectively registered in the Land Registry by Memorial Nos.17122700600030, 20091601470165 and 21041900550024 (“**the 1st New Grant**”) and Tai Po Town Lot No.229 (“**the 2nd Lot**”) which is held under New Grant No.22423 dated 8th December 2016 as varied or modified by three modification letters respectively dated 19th December 2017, 6th August 2020 and 10th March 2021 and respectively registered in the Land Registry by Memorial Nos.17122700600045, 20091601470175 and 21033000610027 (“**the 2nd New Grant**”) and as further varied or modified by two extension letters dated 9th July 2020 and 16th July 2020 respectively.

In this section:-

“**the Lot**” means the 1st Lot, if referring to the 1st New Grant, or the 2nd Lot, if referring to the 2nd New Grant.

“**the Adjoining Lot**” means 2nd Lot, if referring to the 1st New Grant, or the 1st Lot, if referring to the 2nd New Grant.

“**the Two Lots**” means collectively the 1st Lot and the 2nd Lot.

“**the New Grant**” means (1) the 1st New Grant, if referring to the 1st Lot, or the 2nd New Grant, if referring to the 2nd Lot; or (2) both the 1st New Grant and the 2nd New Grant, if referring to the Two Lots.

2. The Two Lots are each granted for a term of 50 years commencing from 8th December 2016.

3. User restrictions applicable to that land:

- (a) Special Condition No. (7) of the 1st New Grant and the 2nd New Grant stipulate that:-

“The Lot or any part thereof or any building or part of any building erected or to be erected thereon shall not be used for any purpose other than for private residential purposes”.

- (b) Special Condition No. (42) of the 1st New Grant and the 2nd New Grant stipulate that:-

“No grave or columbarium shall be erected or made on the Lot, nor shall any human remains or animal remains whether in earthenware jars, cinerary urns or otherwise be interred therein or deposited thereon.”

4. Facilities that are required to be constructed and provided for the Government, or for public use:

- (a) Such portions of future public roads as shown coloured green on the plan annexed to the New Grant which are required to be laid and formed by the Grantee (“**the Green Area**”); and such bridges, tunnels, over-passes, under-passes, culverts, viaducts, flyovers, pavements, roads or such other structures as the Director of Lands (“**the Director**”) may in his sole discretion require to be provided and constructed by the Grantee (collectively “**the Structures**”) so that building, vehicular and pedestrian traffic may be carried on the Green Area.

- (b) Surfacing, kerbing and channeling the Green Area and provision of the same with such gullies, sewers, drains, fire hydrants with pipes connected to water mains, street lights, traffic signs, street furniture and road markings as the Director may require.

5. The Grantee’s obligation to lay, form or landscape any areas, or to construct or maintain any structures or facilities, within or outside that land:

- (a) General Condition No.7(a) of the New Grant stipulates that the Grantee shall throughout the tenancy having built or rebuilt (which word refers to redevelopment as contemplated in General Condition No.7(b) of the New Grant) in accordance with the New Grant:

- (i) maintain all buildings in accordance with the approved design, disposition and height and any approved building plans without variation or modification thereto; and

- (ii) maintain all buildings erected or which may hereafter be erected in accordance with the New Grant or any subsequent contractual variation of them, in good and substantial repair and condition and in such repair and condition deliver up the same at the expiration or sooner determination of the tenancy.

- (b) Special Condition No.(2) of the New Grant stipulates that:-

- (i) The Grantee shall:

- (1) on or before the 30th day of September 2022 or such other date as may be approved by the Director, at his own expense, in such manner with such materials and to such standards, levels, alignment and design as the Director shall approve and in all respects to the satisfaction of the Director:

- (I) lay and form those portions of future public roads as shown coloured green on the plan annexed to the New Grant (“**the Green Area**”); and

- (II) provide and construct such bridges, tunnels, over-passes, under-passes, culverts, viaducts, flyovers, pavements, roads or such other structures as the Director in his sole discretion may require (“**the Structures**”)

so that building, vehicular and pedestrian traffic may be carried on the Green Area;

- (2) on or before the 31st day of March 2023 or such other date as may be approved by the Director, at his own expense and to the satisfaction of the Director, surface, kerb and channel the Green Area and provide the same with such gullies, sewers, drains, fire hydrants with pipes connected to water mains, street lights, traffic signs, street furniture and road markings as the Director may require; and

- (3) maintain at his own expense the Green Area together with the Structures and all structures, surfaces, gullies, sewers, drains, fire hydrants, services, street lights, traffic signs, street furniture, road markings and plant constructed, installed and provided thereon or therein to the satisfaction of the Director until such time as possession of the Green Area has been re-delivered in accordance with Special Condition No.(3) of the New Grant.

- (ii) In the event of the non-fulfilment of the Grantee’s obligations under Special Condition No.(2)(a) of the New Grant within the prescribed period stated therein or such other date as may be approved by the Director, the Government may carry out the necessary works at the cost of the Grantee who shall pay to the Government on demand a sum equal to the cost thereof, such sum to be determined by the Director whose determination shall be final and shall be binding upon the Grantee.

- (iii) The Government shall have no liability in respect of any loss, damage, nuisance or disturbance whatsoever caused to or suffered by the Grantee or any other person whether arising out of or incidental to the fulfilment of the Grantee’s obligations under Special Condition No.(2)(a) of the New Grant or the exercise of the rights by the Government under Special Condition No.(2)(b) of the New Grant or otherwise, and no claim whatsoever shall be made against the Government by the Grantee in respect of any loss, damage, nuisance or disturbance.

- (c) Special Condition No.(3) of the New Grant stipulates that for the purpose only of carrying out the necessary works specified in Special Condition No.(2) of the New Grant, the Grantee shall on the date of the New Grant be granted possession of the Green Area. The Green Area shall be re-delivered to the Government on demand and in any event shall be deemed to have been re-delivered to the Government by the Grantee on the date of a letter from the Director indicating that these Conditions have been complied with to his satisfaction. The Grantee shall at all reasonable times while he is in possession of the Green Area allow free access over and along the Green Area for all Government and public vehicular and pedestrian traffic and shall ensure that such access shall not be interfered with or obstructed by the carrying out of the works whether under Special Condition No.(2) of the New Grant or otherwise.

- (d) Special Condition No.(4) of the New Grant stipulates that the Grantee shall not without the prior written consent of the Director use the Green Area for the purpose of storage or for the erection of any temporary structure or for any purposes other than the carrying out of the works specified in Special Condition No.(2) of the New Grant.

- (e) Special Condition No.(5) of the New Grant stipulates that:-

- (i) The Grantee shall at all reasonable times while he is in possession of the Green Area:

- (1) permit the Government, the Director and his officers, contractors and agents and any persons authorized by the Director, the right of ingress, egress and regress to, from and through the Lot and the Green Area for the purpose of inspecting, checking and supervising any works to be carried out in compliance with Special

- Condition No.(2)(a) of the New Grant and the carrying out, inspecting, checking and supervising of the works under Special Condition No.(2)(b) of the New Grant and any other works which the Director may consider necessary in the Green Area;
- (2) permit the Government and the relevant public utility companies authorized by the Government the right of ingress, egress and regress to, from and through the Lot and the Green Area as the Government or the relevant public utility companies may require for the purpose of any works to be carried out in, upon or under the Green Area or any adjoining land including but not limited to the laying and subsequent maintenance of all pipes, wire, conduits, cable-ducts and other conducting media and ancillary equipment necessary for the provision of telephone, electricity, gas (if any) and other services intended to serve the Lot or any adjoining or neighboring land or premises, and the Grantee shall co-operate fully with the Government and also with the relevant public utility companies duly authorized by the Government on all matters relating to any of the aforesaid works to be carried out within the Green Area; and
- (3) permit the officers of the Water Authority and such other persons as may be authorized by them the right of ingress, egress and regress to, from and through the Lot and the Green Area as the officers of the Water Authority or such authorized persons may require for the purpose of carrying out any works in relation to the operation, maintenance, repairing, replacement and alteration of any other waterworks installations within the Green Area.
- (ii) The Government, the Director and his officers, contractors and agents and any persons or public utility companies duly authorized under Special Condition (5)(a) of the New Grant shall have no liability in respect of any loss, damage, nuisance or disturbance whatsoever caused to or suffered by the Grantee or any person arising out of or incidental to the exercise of the rights by the Government, the Director and his officers, contractors and agents and any persons or public utility companies duly authorized under Special Condition (5)(a) of the New Grant.
- (f) Special Condition No.(6) of the New Grant stipulates that the Grantee shall develop the Lot by the erection thereon of a building or buildings complying in all respects with the New Grant and all Ordinances, bye-laws and regulations relating to building, sanitation and planning which are or may at any time be in force in Hong Kong, such building(s) to be completed and made fit for occupation on or before the 31st day of March 2023.
- (g) Special Condition No.(10) of the New Grant stipulates that:-
- (i) The Grantee may erect, construct and provide within the Lot such recreational facilities and facilities ancillary thereto (“**the Facilities**”) as may be approved in writing by the Director. The type, size, design, height and disposition of the Facilities shall also be subject to the prior written approval of the Director.
- (ii) In the event that any part of the Facilities is exempted from the gross floor area calculation pursuant to Special Condition No.(10)(b) of the New Grant (“**the Exempted Facilities**”):
- (1) the Exempted Facilities shall be designated as and form part of the Common Areas;
- (2) the Grantee shall at his own expense maintain the Exempted Facilities in good and substantial repair and condition and shall operate the Exempted Facilities to the satisfaction of the Director; and
- (3) the Exempted Facilities shall only be used by the residents of the residential block or blocks erected or to be erected on the Lot and on the Adjoining Lot and their bona fide guests, visitors or invitees, and by no other person or persons.
- (h) Special Condition No.(11) of the New Grant stipulates that no tree growing on the Lot or adjacent thereto shall be removed or interfered with without the prior written consent of the Director who may, in granting consent, impose such conditions as to transplanting, compensatory landscaping or replanting as he may deem appropriate.
- (i) Special Condition No.(12)(a) of the New Grant stipulates that the Grantee shall at his own expense landscape those portions of the Lot shown coloured pink hatched black on the plan annexed to the New Grant (“**the Landscape Buffer Area**”) in accordance with the landscape master plan approved by the Director under Special Condition No.(13) of the New Grant.
- (j) Special Condition No.(13) of the New Grant stipulates that:-
- (i) The Grantee shall at his own expense submit to the Director for his approval a landscape master plan indicating the location, disposition and layout of the landscaping works to be provided within the Lot in compliance with the requirements stipulated in Special Condition No.(13)(b) of the New Grant. No site formation works shall be commenced on the Lot or any part thereof until the landscape master plan has been approved in writing by the Director and consent, if required, has been granted in respect of the proposals for the preservation of trees under Special Condition No.(11) of the New Grant.
- (ii) The Grantee shall at his own expense landscape the Lot in accordance with the approved landscape master plan in all respects to the satisfaction of the Director and no amendment, variation, alteration, modification or substitution of the approved landscape master plan shall be made without the prior written consent of the Director.
- (iii) The Grantee shall thereafter at his own expense keep and maintain the landscaped works in a safe, clean, neat, tidy and healthy condition all to the satisfaction of the Director.
- (k) (i) (1) Special Condition Nos. (22)(a)(i)(I) and (22)(a)(i)(II) of the New Grant stipulate that spaces shall be provided within the Lot to the satisfaction of the Director for the parking of motor vehicles licensed under the Road Traffic Ordinance, any regulations made thereunder and any amending legislation, and belonging to the residents of the building or buildings erected or to be erected on the Lot or on the Adjoining Lot or their bona fide guests, visitors or invitees (“**the Residential Parking Spaces**”) at prescribed rates.
- (2) Special Condition No.(22)(a)(iii) of the New Grant stipulates that additional spaces for the parking of motor vehicles licensed under the Road Traffic Ordinance, any regulations made thereunder and any amending legislation, and belonging to the bona fide guests, visitors or invitees of the residents of the building or buildings erected or to be erected on the Lot or on the Adjoining Lot shall be provided within the Lot to the satisfaction of the Director at prescribed rates.
- (3) The spaces provided under Special Conditions Nos. (22)(a)(i)(I) and (22)(a)(iii) of the New Grant (as may be respectively varied under Special Condition No.(25) of the New Grant) and Special Condition No.(22)(a)(i)(II) of the New Grant shall not be used for any purpose other than those respectively stipulated therein and in particular the said spaces shall not be used for the storage, display or exhibiting of motor vehicles for sale or otherwise or for the provision of car cleaning and beauty services.
- (ii) (1) Out of the spaces provided under Special Condition Nos. (22)(a)(i)(I) and (22)(a)(iii) of the New Grant (as may be varied under Special Condition No.(25) of the New Grant), the Grantee shall reserve and designate such number of spaces for the parking of motor vehicles by disabled persons as defined in the Road Traffic Ordinance, any regulations made thereunder and any amending legislation (which spaces to be so reserved and designated are hereinafter referred to as “**the Parking Spaces for the Disabled Persons**”) as the Building Authority may require and approve provided that a minimum of one space shall be so reserved and designated out of the spaces provided under Special Condition No.(22)(a)(iii) of the New Grant (as may be varied under Special Condition No.(25) of the New Grant) and that the Grantee shall not reserve or designate all of the spaces provided under Special Condition No.(22)(a)(iii) of the New Grant (as may be varied under Special Condition No.(25) of the New Grant) to become the Parking Spaces for the Disabled Persons.
- (2) The Parking Spaces for the Disabled Persons shall not be used for any purpose other than for the parking of motor vehicles by disabled persons as defined in the Road Traffic Ordinance, any regulations made thereunder and any amending legislation, and belonging to the residents or occupiers of the building or buildings erected or to be erected on the Lot or on the Adjoining Lot and their bona fide guests, visitors or invitees and in particular the said spaces shall not be used for

SUMMARY OF LAND GRANT 批地文件的摘要

the storage, display or exhibiting of motor vehicles for sale or otherwise or for the provision of car cleaning and beauty services.

- (iii) (1) Special Condition Nos. (22)(c)(i) of the New Grant stipulate that spaces shall be provided within the Lot to the satisfaction of the Director for the parking of motor cycles licensed under the Road Traffic Ordinance, any regulations made thereunder and any amending legislation, and belonging to the residents of the building or buildings erected or to be erected on the Lot or on the Adjoining Lot and their bona fide guests, visitors or invitees (“**the Motor Cycle Parking Spaces**”) at prescribed rates.
- (2) Special Condition No.(22)(c)(ii) of the New Grant stipulates that the Motor Cycle Parking Spaces (as may be varied under Special Condition No.(25) of the New Grant) shall not be used for any purpose other than for the purpose set out in Special Condition No.(22)(c)(i) of the New Grant and in particular the said spaces shall not be used for the storage, display or exhibiting of motor vehicles for sale or otherwise or for the provision of car cleaning and beauty services.
- (l) Special Condition Nos. (23)(a) and (23)(b) of the New Grant stipulates that spaces shall be provided within the Lot to the satisfaction of the Director for the loading and unloading of goods vehicles at prescribed rates. Such spaces shall not be used for any purpose other than for the loading and unloading of goods vehicles in connection with the building or buildings erected or to be erected on the Lot or the Adjoining Lot.
- (m) Special Condition No.(24) of the New Grant stipulates that spaces shall be provided within the Lot to the satisfaction of the Director for the parking of bicycles belonging to the residents of the building or buildings erected or to be erected on the Lot or on the Adjoining Lot and their bona fide guests, visitors or invitees at a prescribed rate.
- (n) Special Condition No.(29) of the New Grant stipulates that a plan approved by the Director indicating that layout of all the parking, loading and unloading spaces to be provided within the Two Lots in accordance with Special Conditions Nos. (22) and (24) of the New Grant (as may be varied respectively under Special Condition No.(25) of the New Grant) and Special Condition No.(23) of the New Grant and Special Conditions No.(22) and (24) (as may be varied respectively under Special Condition No.(25) of the New Grant of the Adjoining Lot) and Special Condition No.(23) of the New Grant of the Adjoining Lot (“**the Approved Car Park Layout Plan**”), or a copy of such plan certified by an authorized person (as defined in the Buildings Ordinance, any regulations made thereunder and any amending legislation) shall be deposited with the Director. No transaction (except a tenancy agreement or lease or an agreement for such tenancy or lease under Special Condition No.(18)(b)(iii) of the New Grant and a building mortgage under Special Condition No.(18)(b)(iv) of the New Grant or such other transactions as the Director may approve) affecting the Lot or the Adjoining Lot or any part thereof or any building or part of any building erected or to be erected on the Lot or the Adjoining Lot shall be entered into prior to such deposit. The parking, loading and unloading spaces indicated on the Approved Car Park Layout Plan shall not be used for any purpose other than for the purposes set out respectively in Special Conditions Nos. (22), (23) and (24) of the New Grant and respectively in Special Condition Nos. (22), (23) and (24) of the New Grant of the Adjoining Lot. The Grantee shall maintain the parking, loading and unloading spaces and other areas, including but not restricted to the lifts, landings, and manoeuvring and circulation areas, in accordance with the Approved Car Park Layout Plan and shall not alter the layout except with the prior written consent of the Director. Except for the parking spaces indicated on the Approved Car Park Layout Plan, no part of the Lot or any building or structure thereon shall be used for parking purposes.
- (o) Special Condition No.(31) of the New Grant stipulates that the Grantee shall not cut away, remove or set back any Government land adjacent to or adjoining the Lot or carry out any building-up, filling-in or any slope treatment works of any kind whatsoever on any Government land except with the prior written consent of the Director who may, in his sole discretion, give his consent subject to such terms and conditions as he sees fit, including the grant of additional Government land as an extension to the Lot at such premium as he may determine.
- (p) Special Condition No.(32)(a) of the New Grant provides that where there is or has been any cutting away, removal or setting back of any land, or any building-up or filling-in or any slope treatment works of any kind whatsoever, the Grantee shall at his own expense carry out and construct such slope treatment works, retaining walls or other support, protection, drainage or ancillary or other works as shall or may then or at any time thereafter be necessary to protect and support such land within the Lot and the Adjoining

Lot and also any adjacent or adjoining Government or leased land and to obviate and prevent any falling away, landslip or subsidence occurring thereafter. The Grantee shall at all times during the term of the New Grant maintain at his own expense the said land, slope treatment works, retaining walls or other support, protection, drainage or ancillary or other works in good and substantial repair and condition to the satisfaction of the Director. Special Condition No.(32)(c) provides that in the event that as a result of or arising out of any formation, levelling, development or other works done by the Grantee or owing to any other reason, any falling away, landslip or subsidence occurs at any time, the Grantee shall at his own expense reinstate and make good the same to the satisfaction of the Director and shall indemnify and keep indemnified the Government from and against all liabilities, claims, losses, damages, expenses, charges, costs, demands, actions and proceedings whatsoever and howsoever arising whether directly or indirectly out of or in connection with such falling away, landslip or subsidence. Special Condition No.(32)(d) provides that the Director shall be entitled by notice in writing to call upon the Grantee to carry out, construct and maintain the said land, slope treatment works, retaining walls, or other support, protection, and drainage or ancillary or other works or to reinstate and make good any falling away, landslip or subsidence, and if the Grantee shall neglect or fail to comply with the notice to the satisfaction of the Director within the period specified therein, the Director may forthwith execute and carry out any necessary works and the Grantee shall on demand repay to the Government the cost thereof, together with any administrative or professional fees and charges.

- (q) Special Condition No.(34) of the New Grant stipulates that where prestressed ground anchors have been installed, upon development or redevelopment of the Lot or the Adjoining Lot or any part thereof, the Grantee shall at his own expense carry out regular maintenance and regular monitoring of the prestressed ground anchors throughout their service life to the satisfaction of the Director and shall supply to the Director such reports and information on all such monitoring works as the Director may from time to time in his absolute discretion require. If the Grantee shall neglect or fail to carry out the required monitoring works, the Director may forthwith execute and carry out the monitoring works and the Grantee shall on demand repay to the Government the cost thereof.
- (r) Special Condition No.(35) of the New Grant stipulates that:-
- (i) In the event of earth, spoil, debris, construction waste or building materials (“**the Waste**”) from the Lot or the Adjoining Lot, or from other areas affected by any development of the Lot or the Adjoining Lot being eroded, washed down or dumped onto public lanes or roads or into or onto road-culverts, foreshore or seabed, sewers, storm-water drains or nullahs or other Government properties (“**the Government properties**”), the Grantee shall at his own expense remove the waste from and make good any damage done to the Government properties. The Grantee shall indemnify and keep indemnified the Government from and against all liabilities, claims, losses, damages, expenses, charges, costs, demands, actions and proceedings whatsoever and howsoever arising whether directly or indirectly out of or in connection with any damage or nuisance to private property caused by such erosion, washing down or dumping.
- (ii) Notwithstanding Special Condition No.(35)(a) of the New Grant, the Director may (but is not obliged to), at the request of the Grantee, remove the Waste from and make good any damage done to the Government properties and the Grantee shall pay to the Government on demand the cost thereof.
- (s) Special Condition No.(36) of the New Grant stipulates that the Grantee shall take or cause to be taken all proper and adequate care, skill and precautions at all times, and particularly when carrying out construction, maintenance, renewal or repair work (“**the Works**”), to avoid causing any damage, disturbance or obstruction to any Government or other existing drain, waterway or watercourse, water main, road, footpath, street furniture, sewer, nullah, pipe, cable, wire, utility service or any other works or installations being or running upon, over, under or adjacent to the Lot or the Adjoining Lot or the Green Area or any part of any of them (collectively “**the Services**”). The Grantee shall prior to carrying out any of the Works make or cause to be made such proper search and enquiry as may be necessary to ascertain the present position and levels of the Services, and shall submit his proposals for dealing with any of the Services which may be affected by the Works in writing to the Director for his approval in all respects, and shall not carry out any work whatsoever until the Director shall have given his written approval to the Works and to such aforesaid proposals. The Grantee shall comply with and at his expense meet any requirements which may be imposed by the Director in respect of the Services in granting the aforesaid approval, including the cost of any necessary diversion, relaying or reinstatement. The Grantee shall at his own

expense in all respects repair, make good and reinstate to the satisfaction of the Director any damage, disturbance or obstruction caused to the Lot or the Adjoining Lot or the Green Area or any part of any of them or any of the Services in any manner arising out of the Works (except for nullah, sewer, storm-water drain or water main, the making good of which shall be carried out by the Director, unless the Director elects otherwise, and the Grantee shall pay to the Government on demand the cost of such works). If the Grantee fails to carry out any such necessary diversion, relaying, repairing, making good and reinstatement of the Lot or the Adjoining Lot or the Green Area or any part of them or of any of the Services to the satisfaction of the Director, the Director may carry out any such diversion, relaying, repairing, making good or reinstatement as he considers necessary and the Grantee shall pay to the Government on demand the cost of such works.

(t) Special Condition No.(37) of the New Grant stipulates that:-

- (i) The Grantee shall construct and maintain at his own expense and to the satisfaction of the Director such drains and channels, whether within the boundaries of the Lot or of the Adjoining Lot or on Government land, as the Director may consider necessary to intercept and convey into the nearest stream-course, catchpit, channel or Government storm-water drain all storm-water or rain-water falling or flowing on to the Lot or the Adjoining Lot, and the Grantee shall be solely liable for and shall indemnify and keep indemnified the Government from and against all liabilities, claims, losses, damages, expenses, charges, costs, demands, actions and proceedings whatsoever and howsoever arising whether directly or indirectly out of or in connection with any damage or nuisance caused by such storm-water or rain-water.
- (ii) The works of connecting any drains and sewers from the Lot or the Adjoining Lot to the Government storm-water drains and sewers, when laid and commissioned, may be carried out by the Director who shall not be liable to the Grantee for any loss or damage thereby occasioned and the Grantee shall pay to the Government on demand the cost of such connection works. Alternatively, the said connection works may be carried out by the Grantee at his own expense to the satisfaction of the Director and in such case any section of the said connection works which is constructed within Government land shall be maintained by the Grantee at his own cost and upon demand be handed over by the Grantee to the Government for future maintenance thereof at the expense of the Government and the Grantee shall pay to the Government on demand the cost of the technical audit in respect of the said connection works. The Director may, upon failure of the Grantee to maintain any section of the said connection works which is constructed within Government land, carry out such maintenance works as he considers necessary and the Grantee shall pay to the Government on demand the cost of such works.

(u) Special Condition No.(38) of the New Grant stipulates that:-

- (i) The Grantee shall within six calendar months from the date of the New Grant or such other period as may be approved by the Director at his own expense and in all respects to the satisfaction of the Director of Environmental Protection submit or cause to be submitted to the Director of Environmental Protection for his approval in writing a sewerage impact assessment (“**the SIA**”) containing, among others, such information and particulars as the Director of Environmental Protection may require including but not limited to all adverse sewerage impact as may arise from the development of the Lot, and recommendations for mitigation measures, improvement works and other measures and works.
- (ii) The Grantee shall at his own expense and within such time limit as may be stipulated by the Director of Environmental Protection implement the recommendations in the SIA as approved by the Director of Environmental Protection in all respects to the satisfaction of the Director of Environmental Protection.

(v) Special Condition No.(39) of the New Grant stipulates that:-

- (i) The Grantee shall within six calendar months from the date of the New Grant or such other period as may be approved by the Director at his own expense and in all respects to the satisfaction of the Director of Drainage Services submit or cause to be submitted to the Director of Drainage Services for his approval in writing a drainage impact assessment (“**the DIA**”) containing, among others, such information and particulars as the Director of Drainage Services may require including but not limited to all adverse drainage impact as may arise from the development of the Lot, and recommendations for mitigation measures, improvement works and other measures and works.

(ii) The Grantee shall at his own expense and within such time limit as may be stipulated by the Director of Drainage Services implement the recommendations in the DIA as approved by the Director of Drainage Services in all respects to the satisfaction of the Director of Drainage Services.

- (w) Special Condition No.(40)(a) of the New Grant stipulates that the Government or its duly authorized officers shall or may carry out works of any description on the Lot or any part thereof or outside the Lot (whether on behalf of the Grantee or on the failure of the Grantee to carry out such works or otherwise) at the cost of the Grantee or that the Grantee shall pay or repay to the Government or to its duly authorized officers on demand the cost of such works, such cost shall include such supervisory and overhead charges as may be fixed by the Government or by its duly authorized officers.

6. The lease conditions that are onerous to a Purchaser:

- (a) Special Condition No.(27)(a) of the New Grant stipulates that the Residential Parking Spaces and the Motor Cycle Parking Spaces shall not be:-
 - (i) assigned except:-
 - (1) together with undivided shares in the whole of the Two Lots jointly giving the right of exclusive use and possession of a residential unit or units in the building or buildings erected or to be erected on the Lot or the Adjoining Lot; or
 - (2) to a person who is already the owner of undivided shares in the Two Lots with the right of exclusive use and possession of a residential unit or units in the building or buildings erected or to be erected on the Lot or on the Adjoining Lot; or
 - (ii) underlet except to residents of the residential units in the building or buildings erected or to be erected on the Lot or on the Adjoining Lot.

Provided that in any event not more than three in number of the total of the Residential Parking Spaces and the Motor Cycle Parking Spaces within the Lot and the Residential Parking Spaces and the Motor Cycle Parking Spaces (as likewise defined in New Grant of the Adjoining Lot) within the Adjoining Lot shall be assigned to the owner of any one residential unit in the building or buildings erected or to be erected on the Lot or the Adjoining Lot or underlet to the resident of any one residential unit in the building or buildings erected or to be erected on the Lot or the Adjoining Lot.

- (b) General Condition No.(11) of the New Grant provides that upon any failure or neglect by the Grantee to perform, observe or comply with the New Grant, the Government shall be entitled to re-enter upon and take back possession of the Lot or any part thereof and all or any buildings, erections and works on the Lot or any part thereof, and that upon the re-entry: (i) the Grantee's rights on the part of the Lot re-entered shall absolutely cease and determine; (ii) the Grantee shall not be entitled to any refund of premium, payment or compensation; and (iii) the Government's any other rights, remedies and claims are not to be thereby prejudiced.
- (c) Special Condition No.(44) of the New Grant stipulates that the Grantee shall perform, observe and comply with the New Grant of the Adjoining Lot. If the Grantee shall fail or neglect to perform, observe or comply with any of the terms and conditions of the New Grant of the Adjoining Lot, the Government shall be entitled to exercise its right of re-entry and taking back possession of the Lot or any part thereof or otherwise as provided in General Condition No.(11) of the New Grant, whether together with the Adjoining Lot or any part thereof or otherwise.
- (d) Special Condition No.(45) of the New Grant stipulates that the Lot shall not be developed or redeveloped except jointly with the Adjoining Lot as a single development. The decision of the Director as to whether the Lot is jointly developed or redeveloped with the Adjoining Lot as a single development shall be final and binding on the Grantee.

Notes:

1. The “**Grantee**” as mentioned in this section means the “**Purchaser**” under the 1st New Grant and the 2nd New Grant and where the context so admits or requires include his executors, administrators and assigns and in case of a corporation its successors and assigns.
2. The reference to the “**Director**” in the Land Grant means the Director of Lands.
3. For full details, please refer to the 1st New Grant and the 2nd New Grant. Full script of the 1st New Grant and the 2nd New Grant are available for free inspection upon request during opening hours at the sales office and copies of the 1st New Grant and the 2nd New Grant can be obtained upon paying necessary photocopying charges.

SUMMARY OF LAND GRANT 批地文件的摘要

1. 發展項目位於大埔市地段第223號(「**第一個地段**」),按日期為2016年12月8日的新批土地契約第22412號(「**第一份新批土地契約**」),並經三份分別日期為2017年12月19日、2020年8月6日及2021年3月10日的修訂函作出更改或修訂,並分別在土地註冊處以註冊摘要第17122700600030號、第20091601470165號及第21041900550024號註冊及大埔市地段第229號(「**第二個地段**」),按日期為2016年12月8日的新批土地契約第22423號(「**第二份新批土地契約**」),並經三份分別日期為2017年12月19日、2020年8月6日及2021年3月10日的修訂函作出更改或修訂,並分別在土地註冊處以註冊摘要第17122700600045號、第20091601470175號及第21033000610027號註冊,再經日期分別為2020年7月9日及2020年7月16日的延期信函修訂。

在本部分:-

“**地段**”是指第一個地段(如果指的是第一份新批土地契約),或第二個地段(如果指的是第二份新批土地契約)。

“**毗連地段**”是指第二個地段(如果指的是第一份新批土地契約),或第一個地段(如果指的是第二份新批土地契約)。

“**兩個地段**”是共同指第一個地段和第二個地段。

“**新批土地契約**”是指(1)**第一份新批土地契約**(如果指的是第一個地段),或**第二份新批土地契約**(如果指的是第二個地段);或(2)**第一份新批土地契約**及**第二份新批土地契約**(如果指的是兩個地段)。

2. 該兩個地段每個地段批地年期為由2016年12月8日起計50年。
3. 適用於該地段的用途限制:
- (a) 新批土地契約特別條件第(7)條規定除私人住宅用途外,該地段或其任何部分或任何建築物或任何建築物或其上已建成或擬建的部分不可作任何其他用途。
- (b) 新批土地契約特別條件第(42)條規定該地段內不得興建或提供墳墓或靈灰安置所,亦不得於該地段內安葬或放置人類遺骸或動物遺骸(不論是否置於陶瓶或骨灰甕內或以其他方式安葬或放置)。
4. 按規定須興建並提供予政府或供公眾使用的設施:
- (a) 在新批土地契約附錄圖則上顯示為綠色的範圍及未來公共道路(「**綠色範圍**」)須由承授人鋪設及建造;及地政總署署長(「**署長**」)可全權指定須由承授人提供及建造的橋樑、隧道、高架道路、地下通道、溝渠、高架橋、行車天橋、行人路、道路或其他構築物(統稱「**該等構築物**」),致使建築物、車輛及行人交通可於綠色範圍上興建及通行。
- (b) 在綠色範圍鋪設表面、建造路緣和渠道,並且按照署長規定為此等設施提供溝渠、下水道、排水渠、消防栓連水管接駁總水管、街燈、交通標誌、街道設施及道路標記。
5. 有關承授人在該地段內外鋪設、塑造或作環境美化的任何範圍,或興建或維持任何構築物或設施的責任:
- (a) 新批土地契約一般條件第7(a)條規定,承授人須於批地年期的期間根據新批土地契約建造或重建(該詞語指「新批土地契約」一般條件第7(b)條提及的重新發展):
- (i) 按經批准的設計、布局、高度及任何經批准建築圖則維持一切建築物,不得對其作出修訂或更改;及
- (ii) 保養所有已興建或今後可能按新批土地契約或任何其後的合同性修改興建的所有建築物於修繕妥當及良好的保養狀態,直至批地年期結束或提前終止而交還為止。
- (b) 新批土地契約特別條件第(2)條規定:
- (i) 承授人須:
- (1) 於2022年9月30日或之前,或署長可批准之其他時間,自費以署長批准的方式及物料及標準、水平、位置和設計進行下列工程,以全面達致署長滿意:
- (I) 鋪設及平整在新批土地契約附錄圖則上以綠色顯示之未來公共道路部份(「**綠色範圍**」);及
- (II) 提供及興建橋樑、隧道、高架道路、地下通道、溝渠、高架橋、行車天橋、行人路、道路或署長全權酌情要求的其他構築物(「**該等構築物**」)
- 致使建築、車輛及行人交通可於綠色範圍上進行;

- (2) 於2023年3月31日或之前,或署長可批准之其他時間,自費在綠色範圍鋪設路面、建造路緣及渠道並為其提供署長要求的溝渠、下水道、排水渠、消防栓連接駁總水管的水管、街燈、交通標誌、街道設施及道路標記,以達致署長滿意;及

- (3) 自費保養綠色範圍,連同該等構築物及所有在該範圍之上或之內興建、設置及提供的構築物、表面、溝渠、下水道、排水渠、消防栓、服務設施、街燈、交通標誌、街道設施、道路標記及植物,以達致署長滿意,直至按新批土地契約特別條件第(3)條交還綠色範圍的管有權為止;

- (ii) 倘若承授人沒有於新批土地契約特別條件第(2)(a)條所述的指定期限內履行該分條訂明的責任,政府可進行必要的工程,費用由承授人承擔。承授人須在政府要求時向政府支付相等於有關費用的款項,金額由署長決定,而其決定是最終決定並約束承授人。

- (iii) 政府毋須就承授人因履行特別條件第(2)(a)條所述的義務或政府行使此行使特別條件第(2)(b)條下所載的權利而導致或引致承授人或任何人士所蒙受或招致的任何損失、損害、滋擾或騷擾承擔責任。承授人亦不得向政府提出有關任何該等損失、損害、滋擾或騷擾的任何索償。

- (c) 新批土地契約特別條件第(3)條規定茲只限於為推行本特別條件第(2)條訂明的必要工程,承授人須於本新批土地契約之日,獲授綠色範圍的管有權。綠色範圍須應政府要求交回政府,而無論如何,若署長發出信件表示所有新批土地契約條件已妥為履行並達致滿意,上述範圍即被視為已於發信當天由承授人交回政府。承授人須在其管有綠色範圍的所有合理時間內允許所有政府及公眾車輛及行人自由出入綠色範圍,並確保有關通行及使用不受根據本特別條件第(2)條進行之工程或其他工程干擾或阻礙。

- (d) 新批土地契約特別條件第(4)條規定除非獲得署長事先書面同意,承授人不得使用綠色範圍存放物品或搭建任何臨時構築物,又或作進行新批土地契約特別條件第(2)條指定工程以外用途。

- (e) 新批土地契約特別條件第(5)條規定:

- (i) 承授人在管有綠色範圍期間,須於所有合理時間:

- (1) 允許政府及署長、其官員、承建商及代理人及署長授權的任何人士有權進出、返回及通過該地段及綠色範圍,以視察、檢查及監督遵照本特別條件第(2)(a)條進行的任何工程,並且進行、視察、檢查及監督按本特別條件第(2)(b)條進行的工程以及綠色範圍內任何其他署長認為必要的其他工程;

- (2) 允許政府及政府授權的相關公用事業公司有權按需要進出、返回及通過該地段及綠色範圍之內、之上或之下或任何毗連土地進行任何工程,包括但不限於鋪設及其後維修所有必要水管、電線、管道、電線槽及其他導體和輔助設備,藉此提供擬供該地段或任何毗連或毗鄰土地或樓宇使用的電話、電力、氣體(如有)及其他服務。承授人須與政府及政府妥為授權的相關公用事業公司全面合作,以處理關乎上述擬於綠色範圍內進行的工程之所有事宜;及

- (3) 允許水務監督官員及其授權之其他人士有權按需要進出、返回及通過該地段及綠色範圍,以進行任何關於運作、保養、維修、更換及改動綠色範圍內任何其他水務裝置的工程。

- (ii) 就任何因政府、署長及其官員、承建商及任何其他根據本特別條件第(5)(a)條獲妥為授權的人士或公用事業公司行使權利而起的或隨之而來的任何對承授人或任何其他人士所造成或承授人或任何其他人士所蒙受的損失、破壞、滋擾或干擾,政府、署長及其官員、承建商、代理人及任何其他根據本特別條件第(5)(a)條獲妥為授權的人士或公用事業公司概不承擔任何責任。

- (f) 新批土地契約特別條件第(6)條規定承授人須於該地段興建樓宇以發展該地段,前述樓宇須遵守新批土地契約與及不時於香港實施的所有關於樓宇、衛生設備及規劃的法例、法規及規例。前述樓宇須於2023年3月31日或之前完工及可以入伙。

- (g) 新批土地契約特別條件第(10)條規定:

- (i) 承授人可於該地段內搭建、建造和提供經署長書面批准的康樂設施及附屬設施(「**設施**」)。設施的類型、大小、設計、高度及佈局事前須獲得署長書面批准。

- (ii) 若設施任何部份根據新批土地契約特別條件第(10)(b)條被豁免計算在總樓面面積上(「**豁免設施**」):

- (1) 豁免設施必須指定為並構成公用地方的一部份;

- (2) 承授人須自費保養豁免設施於修繕妥當及良好的狀況，並運作豁免設施，以達致署長滿意；及
- (3) 豁免設施僅供興建於該地段及毗連地段內已建或擬建的一座或多座住宅樓宇的住客及其真正客人、訪客或獲邀請人士使用，其他人士不得使用。
- (h) 新批土地契約特別條件第(11)條規定未經署長事先書面同意下，不得移除或干擾生長於該地段或毗連範圍的樹木。署長在發出有關之書面同意時，或會施加其認為合適的有關移植、補償性環境美化工程或重植的條件。
- (i) 新批土地契約特別條件第(12)(a)條規定承授人須在新批土地契約附錄圖則上以粉紅色間黑斜線顯示的部分自費進行環境美化工程（「**園景緩衝地區**」）按照署長根據新批土地契約特別條件第(13)條批准的美化環境總藍圖。
- (j) 新批土地契約特別條件第(13)條規定：
- (i) 承授人應自費提交園景設計總圖予署長批核，述明將會按照新批土地契約特別條件第(13)(b)條規定在該地段提供園景工程之位置規劃及布局。直至署長以書面批核園景設計總圖和(如需要者)同意根據新批土地契約特別條款第(11)條規定所訂樹木保育建議書為止，不可在該地段或其任何部份展開地盤平整工程。
- (ii) 承授人應遵照核准園景設計總圖，自費以署長全面滿意的方式在該地段進行園景工程。如非事前獲得署長書面同意，不得更改、修改、修訂、改動或取代核准園景設計總圖。
- (iii) 承授人嗣後應自費以署長滿意的方式進行保育保養和維修園景工程，確保其安全、清潔、整齊及健康。
- (k) (i) (1) 新批土地契約特別條件第(22)(a)(i)(I)及(22)(a)(i)(II)條規定須於該地段內按指定比率提供車位，供按《道路交通條例》、該地段或毗連地段下的任何附屬規例及任何修訂法例領有牌照及屬於該地段已建或擬建作私人住宅的一座或多座建築物的住客及其真正客人、訪客或獲邀請人士之車輛停泊（「**住宅車位**」），以達致署長滿意。
- (2) 新批土地契約特別條件第(22)(a)(iii)條規定須於該地段內按指定比率提供額外車位，供按《道路交通條例》、該地段或毗連地段下的任何附屬規例及任何修訂法例領有牌照及屬於該地段已建或擬建作私人住宅的一座或多座建築物的住客的真正客人、訪客或獲邀請人士之車輛停泊。
- (3) 遵照新批土地契約特別條件第(22)(a)(i)(I)及(22)(a)(iii)（可能根據新批土地契約特別條款第(25)條作出調整）及新批土地契約特別條件第(22)(a)(i)(II)條提供的車位不可用作該等特別條件規定以外的用途，尤其是不得用作存放、陳列或展示車輛供出售或其他用途或提供車輛清潔及美容服務。
- (ii) (1) 在新批土地契約特別條件第(22)(a)(i)及(22)(a)(iii)條(可能根據新批土地契約特別條款第(25)條作出調整)提供的車位中，承授人須遵照建築事務監督所要求及批准的數目保留及指定若干車位，以供按《道路交通條例》、其下的任何附屬規例及任何修訂法例所界定的傷殘人士停泊車輛(如此保留及指定的車位下稱「**傷健人士車位**」)，惟必須最少保留及指定按新批土地契約特別條件第(22)(a)(iii)條(可能根據新批土地契約特別條款第(25)條作出調整)提供的車位中最少一個車位作傷健人士車位，及不得指定及保留按新批土地契約特別條件第(22)(a)(iii)條(可能根據新批土地契約特別條款第(25)條作出調整)提供的所有車位作傷健人士車位。
- (2) 傷健人士車位除供《道路交通條例》、其下的任何附屬規例及任何修訂法例所界定的傷殘人士並屬於該地段或毗連地段已建或擬建的一座或多座建築物的住客或佔用人及其真正客人、訪客或獲邀請人士停泊車輛外，不得用作任何其他用途，尤其是不得用作存放、陳列或展示車輛作出售或其他用途或提供車輛清潔及美容服務。
- (iii) (1) 新批土地契約特別條件第(22)(c)(i)條下的電單車車位（「**電單車車位**」）除供屬於該地段或毗連地段已建或擬建作私人住宅的一座或多座建築物的住客和其真正客人、訪客或獲邀請人士停泊其按《道路交通條例》、其下的任何附屬規例及任何修訂法例領有牌照的電單車外，不得用作任何其他用途，尤其是不得用作存放、陳列或展示車輛作出售或其他用途或提供車輛清潔及美容服務。
- (2) 按新批土地契約特別條件第(22)(c)(ii)條(可能根據新批土地契約特別條件第(25)條作出調整)提供的車位，除供屬於該地段上已建或擬建作新批土地契約特別條件第(22)(c)(i)所規定之用途的一座或多座建築物或其一個或多個部分的佔用人及其真正客人、訪客或獲邀請人士停泊其按《道路交通條例》、其下任何附屬規例及任何修訂法例領有牌照的電單車外，不得用作任何其他用途，尤其是不得用作存放、陳列或展示車輛作出售或其他用途或提供車輛清潔及美容服務。
- (l) 新批土地契約特別條件第(23)(a)及(23)(b)條規定須在該地段內按指定比率提供車位供貨車裝卸使用，以達致署長滿意。該等車位不得用作與有關在該地段或毗連地段已建或擬建的一座或多座建築物的貨車裝卸以外用途。
- (m) 新批土地契約特別條件第(24)條規定在該地段內須按指定比率提供空間，用作停泊屬於該地段或毗連地段已建或擬建作私人住宅的一座或多座建築物或其一個或多個部分的住客及其真正客人、訪客或獲邀請人士的單車，以達致署長滿意。
- (n) 新批土地契約特別條件第(29)條規定，經署長批准的圖表明所有根據新批土地契約特別條件第(22)及(24)條規定在兩個地段提供的停車及裝卸空間(及其可能根據新批土地契約特別條件第(25)條進行之調整)及根據新批土地契約特別條件第(23)條及特別條件第(22)及(24)條規定(及其可能根據新批土地契約特別條件第(25)條進行之調整)及毗連地段的特別條件第(25)條（「**經批准的停車場佈局圖**」），或經授權人員認證之佈局圖副本(根據《建築物條例》之定義及根據其制定的任何法規及其任何修訂)應交付署長存檔。在交付署長存檔前，或不得進行任何交易以影響該地段或毗連地段或其任何部分，或在該地段或毗連地段上豎立或將要豎立的任何建築物或任何建築物的任何部分(根據新批土地契約特別條件第(18)(b)(iii)條規定之租賃協議或租賃或其有關之協議，以及根據新批土地契約特別條件第(18)(b)(iv)條規定之按揭，或經署長批准的其他交易除外)。經批准的停車場佈局圖上所示的停車及裝卸空間，除用於根據新批土地契約特別條件第(22)、(23)及(24)條及分別於毗連地段新批土地契約特別條件第(22)、(23)及(24)條規定之用途外，不得用於任何其他目的。承授人應按照經批准的停車場佈局圖維護停車、裝卸空間及其他區域，包括但不限於升降機、卸貨、機動及流通區域，除獲署長事先書面許可外，不得更改佈局。除經批准的停車場佈局圖上指明的停車場外，地段的任何部分或其上的任何建築物或構築物均不得用於停車用途。
- (o) 新批土地契約特別條件第(31)條規定未經署長事先書面批准，承批人不得切割、移走或後移任何與該地段相鄰或毗連的政府土地或在任何政府土地上進行任何類型的堆積、堆填或任何斜坡處理工程，署長可以自行酌情給予同意，施加其認為合適的條款及條件，包括按其決定的地價授予額外的政府土地作為該地段的延伸段。
- (p) 根據新批土地契約特別條件第(32)(a)條，若有或曾有任何土地之削去、清除或後移，或任何種類的堆土、填土或斜坡整理工程，承授人須自費進行及建造該等當時或其後必要或有需要之斜坡整理工程、擋土牆或其他支撐、防護或排水系統或附屬或其他工程，以保護及支撐該地段及毗連地段的該等土地及任何毗鄰或毗連之政府土地或已出租土地，及排除或預防其後發生的任何泥土剝落、泥石傾瀉或土地下陷。承授人須於新批土地契約年期所有時間自費保持上述土地、斜坡整理工程、擋土牆或其他支撐、防護、排水系統或附屬或其他工程修葺良好堅固，達致署長滿意。根據特別條件第(32)(c)條，若於任何時間內由於承授人進行的奠基、平整、開發或其他工程或任何其他原因而造成任何泥土剝落、泥石傾瀉或土地下陷，承授人須自費還原和修復達致署長滿意，並須就因該等泥土剝落、泥石傾瀉或土地下陷而將會或可能引致、蒙受或招致的任何責任、索償、損失、賠償、開支、費用、成本、要求、訴訟及其他程序對政府作出彌償及確保其獲得彌償。特別條件第(32)(d)條規定署長有權以書面通知形式要求承授人進行、興建及保養上述土地、斜坡整理工程、擋土牆或其他支撐、防護、排水系統或附屬或其他工程，或還原和修復任何泥土剝落、泥石傾瀉或土地下陷，且如承授人忽略或未能在指明期限內遵從該通知達致署長滿意，署長可立即執行和進行任何有需要的工程，而承授人須應要向政府償還該工程的費用連同任何行政或專業費用及收費。
- (q) 新批土地契約特別條件第(34)條規定如該地段或毗連地段或其任何部分的發展或重建已安裝預應力地錨，承授人須自費對預應力地錨整個使用期限內進行定期維修及監察，以達致署長滿意，並且在署長不時全權酌情要求時提交上述維修及監察的報告及資料。如承授人忽略或未能執行規定的監察工程，署長可即時執行和進行監察工程，承授人必須應要向政府償還有關的費用。
- (r) 新批土地契約特別條件第(35)條規定：
- (i) 倘若從該地段或毗連地段或從其他受該地段或毗連地段的任何發展所影響的區域有泥土、廢土、瓦礫、建築廢料或建材（「**廢料**」）遭侵蝕、流入或傾倒至公共巷徑或道路或路渠或路渠上、前濱或海床、污水渠、雨水渠或明渠或其他政府產業（「**政府產業**」），承授人須自費清理該等廢料並修復對政府產業將會或可能造成的損壞。承授人須就該等侵蝕、流入或傾倒對私人產業造成的任何損壞或滋擾所引致的一切責任、索償、損失、賠償、開支、費用、成本、要求、訴訟及其他程序對政府作出彌償及確保其獲得彌償。
- (ii) 儘管新批土地契約特別條件第(35)(a)條另有規定，署長可以(惟沒有責任)應承授人要求清理該等廢料並修復對政府產業造成的損壞，而承授人須應要向政府支付上述工程費用。
- (s) 新批土地契約特別條件第(36)條規定承授人須在任何時候，尤其在進行建築、保養、翻新或維修工程（「**工程**」）期間，採取或促使他人採取一切合理及足夠的謹慎、技巧及預防措施，避免對該地段或毗連地段或綠色範圍或該等任何部分的或其之上、上面、之下或毗鄰的任何政府擁有或其他現有排水渠、水路或水道、總水喉、道路、行人路、街道設施、污水渠、明渠、管道、電纜、電線、公用事業服務或其他工程或裝置（「**服**

SUMMARY OF LAND GRANT 批地文件的摘要

務」造成任何損壞、干擾或阻塞。承授人在進行任何工程之前須進行或促使他人進行適當的勘測及必要的查詢以確定服務的位置及水平，並提交處理任何可能受工程影響的服務的書面建議給署長，供他全面審批，及不得在取得署長對工程及上述建議的書面批准前進行任何工程。承授人須遵守及自費履行署長於批准上述建議時對服務施加的任何要求，包括承擔任何必要的改道、重鋪或修復的費用。承授人須自費全面維修、復原及修復因工程而對該地段或毗連地段或綠色範圍或該等部分或任何服務以任何方式造成的任何損壞、干擾或阻塞(除非署長另作選擇，明渠、污水渠、雨水渠或總水喉須由署長負責修復，而承授人須應要向政府支付上述工程費用)，以達致署長滿意。倘若承授人未能對該地段或毗連地段或綠色範圍或該等部份或任何服務進行該等必要的改道、重鋪、維修、復原及修復工程以達致署長滿意，署長可進行他認為必要的該等改道、重鋪、維修、復原或修復工程，而承授人須應要向政府支付上述工程費用。

(t) 新批土地契約特別條件第(37)條規定：

- (i) 承授人須自費建造及保養署長認為需要的排水渠及渠道(不論是否位於該地段或毗連地段範圍內或政府土地上)，以將落在或流經該地段或毗連地段上的暴雨或雨水截流並排送至就近的水道、集水井、渠道或政府雨水渠，達致署長滿意。承授人須對上述暴雨或雨水造成的任何損壞或滋擾將會或可能引致的一切責任、索償、損失、賠償、開支、費用、成本、要求、訴訟及其他程序要求自行負責並向政府及政府人員作出彌償及確保其獲得彌償。
- (ii) 連接該地段或毗連地段的任何排水渠及污水渠至政府的雨水渠及污水渠的工程(當已鋪設及受委託)可由署長進行，署長無須就因此等工程對承授人造成的損失或損害負責，而承授人須應要向政府支付上述連接工程的費用。或者，該等連接工程亦可由承授人自費進行，以達致署長滿意，而在該種情況下，該等連接工程任何一段若在政府土地內修建，須由承授人自費保養，直至政府要求時由承授人移交給政府，由政府出資負責往後的保養，而承授人須應要向政府支付上述連接工程的技術檢查之費用。倘若承授人沒有維修建在該政府土地內的上述連接工程的任何一段，署長可以進行其認為必要的維修工程，而承授人須應要向政府支付上述工程費用。

(u) 新批土地契約特別條件第(38)條規定：

- (i) 承授人須於新批土地契約之日起計6個曆月內或署長批准的其他時間內，就有關該地段的發展上所有建議的工程，自費向環境保護署署長提交或安排提交一份排污影響評估書(「**排污影響評估書**」)，並取得其書面批准，並全面達致環境保護署署長滿意。排污影響評估書須包括環境保護署署長要求的資料及細項，包括不限於因發展該地段而引起的所有不利排污影響，及緩解措施、改善工程及其他措施及工程的建議。
- (ii) 承授人須自費在環境保護署署長規定的期限內實施獲環境保護署署長批准的排污影響評估書內的建議，以達致環境保護署署長在各方面滿意。

(v) 新批土地契約特別條件第(39)條規定：

- (i) 承授人須於新批土地契約之日起計6個曆月內或署長批准的其他時間內，就有關該地段的發展上所有建議的工程，自費向渠務署署長提交或安排提交一份渠務影響評估書(「**渠務影響評估書**」)，並取得其書面批准，並全面達致渠務署署長滿意。渠務影響評估書須包括渠務署署長要求的資料及細項，包括不限於因發展該地段而引起的所有不利渠務影響，及緩解措施、改善工程及其他措施及工程的建議。
- (ii) 承授人須自費在渠務署署長規定的期限內實施獲渠務署署長批准的渠務影響評估書內的建議，以達致渠務署署長在各方面滿意。

- (w) 新批土地契約特別條款第(40)(a)條規定政府或其正式授權的官員將會或可能在該地段或其中任何部分或該地段之外進行任何性質的工程(不論是代表承授人或因承授人未能履約而進行該等工程或其他原因)，而費用須由承授人承擔或承授人須在要求時向政府或其正式授權的官員支付或歸還上述工程的費用，該等費用應包括由政府或其正式授權的官員釐定的監管費及經費。

6. 對買方造成負擔的租用條件：

(a) 新批土地契約特別條件第(27)(a)條規定，住宅單位及電單車車位不得：

- (i) 轉讓，除非：
 - (1) 連同在兩個地段的不可分割份數(共同賦予該地段或毗連地段上已建或擬建的一座或多座建築物住宅單位的專有使用權及管有權)一併轉讓；或
 - (2) 轉讓予已經是兩個地段不可分割份數擁有人的人士，而該人士就該地段或毗連地段已建或擬建的一座或多座的建築物住宅單位擁有專有使用權及管有權；或

- (ii) 出租，除非租予該地段或毗連地段上已建或擬建的一座或多座的建築物住宅單位的住客。

惟無論如何，不得向該地段或毗連地段上已建或擬建的一座或多座的建築物的任何一個住宅單位的業主轉讓或向該地段或毗連地段上已建或擬建的一座或多座的建築物的任何一個住宅單位的住客出租總共超過三個住宅單位及電單車車位。

- (b) 根據新批土地契約一般條件第(11)條，當承授人未能或忽略履行、遵守或符合新批土地契約，政府有權收回該地段或其任何部分以及在該地段或其任何部分的所有或任何建築物、搭建物及工程，並取回其管有權，且當該地段被收回時：(i)承授人在該地段被收回之部分的權利將絕對地停止或終止；(ii)承授人無權獲得任何地價退款、款項或賠償；及(iii)政府之任何其他權利、補償及申索將不受影響。

- (c) 新批土地契約特別條件第(44)條規定承授人須履行、遵守及服從毗連地段的新批土地契約。如果承授人未能或疏忽履行、遵守或服從毗連地段的新批土地契約的任何條款及條件，政府有權收回該地段或其任何部分以及在該地段或其任何部分或新批土地契約一般條件第(11)條所規定的其他任何部分，無論是連同毗連地段或其任何部分或其他。

- (d) 新批土地契約特別條件第(45)條規定除連同毗連地段作為單一發展項目外，該片或該幅土地不可被進行建造或重建。而署長就該片或該幅土地是否連同毗連地段建造或重建成單一發展項目所作的決定將作終論，並對承授人員約束力。

備註：

1. 本節所載的「承授人」指第一份新批土地契約及第二份新批土地契約訂明的「買方」，如上下文意允許或規定則包括其遺產執行人、遺產管理人及受讓人；如屬公司則包括其繼承人及受讓人。
2. 批地文件內提述的「署長」一詞乃指地政總署署長。
3. 請參閱第一份新批土地契約及第二份新批土地契約了解全部詳情。完整的第一份新批土地契約及第二份新批土地契約文本可於售樓處營業時間作出要求後免費查閱，並可在支付所需影印費後取得第一份新批土地契約及第二份新批土地契約之複印本。

A. Facilities that are required under the Land Grants to be constructed and provided for the Government, or for public use

1. The Green Area as referred to in Special Condition Nos. (2), (3), (4) and (5) of the Land Grants

(1) Provisions of the Land Grants (the New Grant No.22412 dated 8th December 2016 as varied or modified by three modification letters respectively dated 19th December 2017, 6th August 2020 and 10th March 2021 and respectively registered in the Land Registry by Memorial Nos.17122700600030, 20091601470165 and 21041900550024 and the New Grant No.22423 as varied or modified by three modification letters respectively dated 19th December 2017, 6th August 2020 and 10th March 2021 and respectively registered in the Land Registry by Memorial Nos.17122700600045, 20091601470175 and 21033000610027)

Special Condition No.(2) of the Land Grant stipulates that:-

(a) The Purchaser shall:

i. on or before the 30th day of September 2022 or such other date as may be approved by the Director, at his own expense, in such manner with such materials and to such standards, levels, alignment and design as the Director shall approve and in all respects to the satisfaction of the Director:

(I) lay and form those portions of future public roads as shown coloured green on the plan annexed hereto (hereinafter referred to as "the Green Area"); and

(II) provide and construct such bridges, tunnels, over-passes, under-passes, culverts, viaducts, flyovers, pavements, roads or such other structures as the Director in his sole discretion may require (hereinafter collectively referred to as "the Structures")

so that building, vehicular and pedestrian traffic may be carried on the Green Area;

ii. on or before the 30th day of September 2022 or such other date as may be approved by the Director, at his own expense and to the satisfaction of the Director, surface, kerb and channel the Green Area and provide the same with such gullies, sewers, drains, fire hydrants with pipes connected to water mains, street lights, traffic signs, street furniture and road markings as the Director may require; and

iii. maintain at his own expense the Green Area together with the Structures and all structures, surfaces, gullies, sewers, drains, fire hydrants, services, street lights, traffic signs, street furniture, road markings and plant constructed, installed and provided thereon or therein to the satisfaction of the Director until such time as possession of the Green Area has been re-delivered in accordance with Special Condition No.(3) hereof.

(b) In the event of the non-fulfilment of the Purchaser's obligations under sub-clause (a) of this Special Condition by the date specified therein or such other date as may be approved by the Director, the Government may carry out the necessary works at the cost of the Purchaser who shall pay to the Government on demand a sum equal to the cost thereof, such sum to be determined by the Director whose determination shall be final and shall be binding upon the Purchaser.

(c) The Government shall have no liability in respect of any loss, damage, nuisance or disturbance whatsoever caused to or suffered by the Purchaser or any other person whether arising out of or incidental to the fulfilment of the Purchaser's obligations under sub-clause (a) of this Special Condition or the exercise of the rights by the Government under sub-clause (b) of this Special Condition or otherwise, and no claim whatsoever shall be made against the Government by the Purchaser in respect of any loss, damage, nuisance or disturbance.

Special Condition No.(3) of the Land Grant stipulates that:-

for the purpose only of carrying out the necessary works specified in Special Condition No.(2) hereof, the Purchaser shall on the date of this Agreement be granted possession of the Green Area. The Green Area shall be re-delivered to the Government on demand

and in any event shall be deemed to have been re-delivered to the Government by the Purchaser on the date of a letter from the Director indicating that these Conditions have been complied with to his satisfaction. The Purchaser shall at all reasonable times while he is in possession of the Green Area allow free access over and along the Green Area for all Government and public vehicular and pedestrian traffic and shall ensure that such access shall not be interfered with or obstructed by the carrying out of the works whether under Special Condition No.(2) hereof or otherwise.

Special Condition No.(4) of the Land Grant stipulates that:-

The Purchaser shall not without the prior written consent of the Director use the Green Area for the purpose of storage or for the erection of any temporary structure or for any purposes other than the carrying out of the works specified in Special Condition No.(2) hereof.

Special Condition No.(5) of the Land Grant stipulates that:-

(a) The Purchaser shall at all reasonable times while he is in possession of the Green Area:

i. permit the Government, the Director and his officers, contractors and agents and any persons authorized by the Director, the right of ingress, egress and regress to, from and through the lot and the Green Area for the purpose of inspecting, checking and supervising any works to be carried out in compliance with Special Condition No.(2)(a) hereof and the carrying out, inspecting, checking and supervising of the works under Special Condition No.(2)(b) hereof and any other works which the Director may consider necessary in the Green Area;

ii. permit the Government and the relevant public utility companies authorized by the Government the right of ingress, egress and regress to, from and through the lot and the Green Area as the Government or the relevant public utility companies may require for the purpose of any works to be carried out in, upon or under the Green Area or any adjoining land including but not limited to the laying and subsequent maintenance of all pipes, wire, conduits, cable-ducts and other conducting media and ancillary equipment necessary for the provision of telephone, electricity, gas (if any) and other services intended to serve the lot or any adjoining or neighboring land or premises, and the Purchaser shall co-operate fully with the Government and also with the relevant public utility companies duly authorized by the Government on all matters relating to any of the aforesaid works to be carried out within the Green Area; and

iii. permit the officers of the Water Authority and such other persons as may be authorized by them the right of ingress, egress and regress to, from and through the lot and the Green Area as the officers of the Water Authority or such authorized persons may require for the purpose of carrying out any works in relation to the operation, maintenance, repairing, replacement and alteration of any other waterworks installations within the Green Area.

(b) The Government, the Director and his officers, contractors and agents and any persons or public utility companies duly authorized under sub-clause (a) of this Special Condition shall have no liability in respect of any loss, damage, nuisance or disturbance whatsoever caused to or suffered by the Purchaser or any person arising out of or incidental to the exercise of the rights by the Government, the Director and his officers, contractors and agents and any persons or public utility companies duly authorized under sub-clause (a) of this Special Condition.

(2) Provisions of the Deed of Mutual Covenant

Clause 1.1 stipulates that:-

"Greenery Areas"

means the greenery areas (including vertical greenery) of the Estate, which are shown on the Greenery Plan annexed hereto, the accuracy of such plan has been certified by or on behalf of the Authorised Person, and thereon coloured Indigo Triangulated Back and Light Violet dotted lines.

"Slopes and Retaining Walls"

means such slopes (if any), slopes treatment works, retaining walls and/or other structures within or outside the Land or the Estate the maintenance of which is the liability of the Owners under the provisions of the Conditions or this Deed and the Slopes and Retaining

INFORMATION ON PUBLIC FACILITIES AND PUBLIC OPEN SPACES
公共設施及公眾休憩用地的資料

Walls existing at the date of this Deed.

Clause 5.1.38 stipulates that:-

Subject to Clause 6.2.1(41) of this Deed, the Owners shall at their own expense maintain in good substantial repair and condition to the satisfaction of the Director of Lands and carry out all works in respect of the Slopes and Retaining Walls within or outside the Land or the Estate as required by the Conditions or otherwise in accordance with the "Geoguide 5-Guide to Slope Maintenance" issued by the Geotechnical Engineering Office (as amended or substituted from time to time) and the Slope Maintenance Manual. All Owners shall pay the Manager all costs lawfully incurred or to be incurred by the Manager in carrying out maintenance, repair and any other works in respect of the Slopes and Retaining Walls.

Clause 6.2.1 stipulates that:-

During the term of its appointment as the Manager, the Manager shall, subject to the provisions of the Building Management Ordinance and subject also to Clauses 6.1.1 and 6.1.2 hereof, manage the Land and the Estate in a proper manner and in accordance with the provisions of this Deed and each Owner hereby appoints the Manager as agent for all Owners in respect of any matters concerning the General Common Areas and the General Common Facilities duly authorized in accordance with the provisions of this Deed with full power to enforce the provisions of this Deed against the other Owners. Subject to the provisions of the Building Management Ordinance, the Manager shall be responsible for and shall have full authority to do all such acts and things for and on behalf of all Owners as may be necessary or expedient for the proper management of the Estate in accordance with the provisions of this Deed Provided that the Manager shall not carry out any improvements to facilities or services which involves expenditure in excess of 10% of the current annual management budget except with the prior approval by a resolution of the Owners passed at an Owners' meeting convened under this Deed. Without in any way limiting the generality of the foregoing the Manager shall have the following powers and duties :-

.....

- (41) Full authority to engage suitable qualified personnel to inspect keep and maintain in good substantial repair and condition and carry out any necessary works in respect of the Slopes and Retaining Walls in compliance with the Conditions and in accordance with the Slope Maintenance Manual and all guidelines issued from time to time by the appropriate Government department regarding the maintenance of slopes, retaining walls and related structures (for such purpose, the Manager shall include the Owners' Corporation), and to collect from the Owners all costs lawfully incurred or to be incurred by the Manager in carrying out the necessary maintenance, repair and other works in respect of the Slopes and Retaining Walls provided that the Manager shall not be made personally liable for carrying out any such requirements of the Conditions which shall remain the responsibility of the Owners if, having used all reasonable endeavours, the Manager has not been able to collect the costs of the required works from all Owners.

Clause 6.4.1 stipulates that:-

The Owners of the Estate shall pay to the Manager monthly in advance in the manner hereinafter provided the Management Expenses which shall be made up of the following :-

.....

- (m) The cost and expense of upholding, managing, maintaining and repairing (as the case may be) the Slopes and Retaining Walls which are required to be upheld, managed, maintained and repaired (as the case may be) under the Conditions or otherwise.

Clause 6.4.3 stipulates that:-

Each Owner shall pay in full a due proportion of the cost and expenses mentioned in Clause 6.4.1 (being the Management Expenses) whether or not his Premises is occupied. No Owner shall be called upon to pay more than his appropriate share of the Management Expenses having regard to the number of Management Shares allocated to his Premises. The First Owner shall pay all Management Expenses for the Premises unsold Provided that no Management Expenses shall be payable in respect of those

Undivided Shares allocated to a separate building or phase the construction of which has not been completed except to the extent that such building or phase benefits from the provisions of this Deed as to management and maintenance (e.g. as to the costs of managing and maintaining slopes or as to security etc. provided by the management of the completed parts) of the Estate.

.....

- B. Facilities that are required under the Land Grants to be managed, operated or maintained for public use at the expense of the owners of the residential properties in the Development**

Not applicable

- C. Size of any open space that is required under the Land Grants to be managed, operated or maintained for public use at the expense of the owners of the residential properties in the Development**

Not applicable.

- D. Any part of the land (on which the Development is situated) that is dedicated to the public for the purposes of regulation 22(1) of the Building (Planning) Regulations (Cap. 123 sub. Leg. F)**

Not applicable.

A. 批地文件規定須興建並提供予政府或供公眾使用的設施

1. 批地文件特別條件第(2)、(3)、(4)及(5)條所指之「綠色範圍」

- (1) 批地文件的條款(按日期為2016年12月8日的新批土地契約第22412號,並經三份分別日期為2017年12月19日、2020年8月6日及2021年3月10日的修訂函作出更改或修訂,並分別在土地註冊處以註冊摘要第17122700600030號、第20091601470165號及第21041900550024號註冊及按日期為2016年12月8日的新批土地契約第22423號,並經三份分別日期為2017年12月19日、2020年8月6日及2021年3月10日的修訂函作出更改或修訂,並分別在土地註冊處以註冊摘要第17122700600045號、第20091601470175號及第21033000610027號註冊。

批地文件特別條件第(2)條規定:

(a) 買方須:

- i. 於2022年9月30日或之前,或署長可批准之其他時間,自費以署長批准的方式及物料及標準、水平、位置和設計進行下列工程,以全面達致署長滿意:
- (I) 鋪設及平整在本文所夾附圖則上以綠色顯示之若干未來公共道路部份(以下簡稱「綠色範圍」);及
- (II) 提供及興建橋樑、隧道、高架道路、地下通道、下水道、高架橋、行車天橋、行人路、道路或署長全權酌情要求的其他構築物(以下簡稱「該等構築物」)致使建築、車輛及行人交通可於綠色範圍上進行;
- ii. 於2022年9月30日或之前,或署長可批准之其他時間,自費在綠色範圍鋪設路面、建造路緣及渠道並為其提供署長要求的溝渠、污水渠、排水渠、消防栓連接駁總水管的水管、街燈、交通標誌、街道設施及道路標記,以達致署長滿意;及
- iii. 自費保養綠色範圍,連同該等構築物及所有在該範圍之上或之內興建、設置及提供的構築物、表面、溝渠、下水道、排水渠、消防栓、服務設施、街燈、交通標誌、街道設施、道路標記及植物,以達致署長滿意,直至按本特別條件第(3)條交還綠色範圍的管有權為止;

- (b) 倘若買方沒有於批地文件本特別條件(a)分條所述的指定期限內履行該分條訂明的責任,政府可進行必要的工程,費用由買方承擔。買方須在政府要求時向政府支付相等於有關費用的款項,金額由署長決定,而其決定是最終決定並約束買方。

- (c) 政府毋須就承授人因履行本特別條件(a)分條所述的義務或政府行使此行使本特別條件(b)分條下所載的權利而導致或引致承授人或任何人士所蒙受或招致的任何損失、損害、滋擾或騷擾承擔責任;買家亦不得就該等損失、破壞、滋擾或干擾向政府、署長或獲其授權的官員提出任何賠償申索。

批地文件特別條件第(3)條規定:

茲只限於為推行本特別條件第(2)條訂明的必要工程,買家須於本協議之日,獲授綠色範圍的管有權。綠色範圍須應政府要求交回政府,而無論如何,若署長發出信件表示所有批地文件條件已妥為履行並達致滿意,上述範圍即被視為已於發信當天由買家交回政府。買家須在其管有綠色範圍的所有合理時間內允許所有政府及公眾車輛及行人自由出入綠色範圍,並確保有關通行及使用不受根據本特別條件第(2)條進行之工程或其他工程干擾或阻礙。

批地文件特別條件第(4)條規定:

除非獲得署長事先書面同意,買方不得使用綠色範圍存放物品或搭建任何臨時構築物,又或作進行本特別條件第(2)條指定工程以外用途。

批地文件特別條件第(5)條規定:

(a) 買方在管有綠色範圍期間,須於所有合理時間:

- i. 允許政府及署長、其官員、承建商及代理人及署長授權的任何人士有權進出、返回及通過該地段及綠色範圍,以視察、檢查及監督遵照本特別條件第(2)(a)條進行的任何工程,並且進行、視察、檢查及監督按本特別條件第(2)(b)條進行的工程以及綠色範圍內任何其他署長認為必要的其他工程;
- ii. 允許政府及政府授權的相關公用事業公司有權按需要進出、返回及通過該地段及綠色範圍之內、之上或之下或任何毗連土地進行任何工程,包括但不限於鋪設及其後維修所有必要水管、電線、管道、電線槽及其他導體和輔助設備,藉此提供擬供該地段或任何毗連或毗鄰土地或樓宇使用的電話、電力、氣體(如有)及其他服務。買方須與政府及政府妥為授權的相關公用事業公司全面合作,以處理關乎上述擬於綠色範圍內進行的工程之所有事宜;及

- iii. 允許水務監督官員及其授權之其他人士有權按需要進出、返回及通過該地段及綠色範圍,以進行任何關於運作、保養、維修、更換及改動綠色範圍內任何其他水務裝置的工程。

- (b) 就任何因政府、署長及其官員、承建商及任何其他根據本特別條件(a)分條獲妥為授權的人士或公用事業公司行使權利而起的或隨之而來的任何對買方或任何其他人士所造成或買方或任何其他人士所蒙受的損失、損害、滋擾或干擾,政府、署長及其官員、承建商、代理人及任何其他根據本特別條件(a)分條獲妥為授權的人士或公用事業公司概不承擔任何責任。

(2) 公契條文

第(1.1)項規定:

「綠化區」指顯示在公契附件綠化圖則中的屋苑綠化區(包括垂直綠化),該等圖則的準確性已由授權人或代表授權人證明,並在其上圖則顯示著色為靛藍色三角黑色及紫色虛線。

「斜坡及護土牆」指根據批地文件條件或本公契須由業主負責保養該地段及屋苑之內或之外於本公契之日期現有的斜坡(如有)、斜坡處理工程、護土牆及/或其他輔助構築物。

第5.1.38項訂明:

受限於本公契條款第6.2.1(41)項,業主須自費按土力工程處發出的「岩土指南第五冊—斜坡維修指南」(不時修訂或取代)和斜坡保養手冊,以獲地政總署署長滿意之方式,去妥善保養批地文件條件要求的該地段及屋苑之內或之外之斜坡及護土牆。業主須向管理人支付進行斜坡及護土牆之保養、維修及其他工程所合法支出或將支出的一切費用。

第6.2.1項訂明:

在管理人的委任期內,管理人須在遵守《建築物管理條例》及第6.1.1及6.1.2條的前提下以適當方式及根據本公契條款管理該地段及發展項目,每位業主在此委任管理人作為所有業主的代理人處理所有按本公契的條款允許的關於綜合公用地方及綜合公用設施的任何事情,並有全權去對其他業主執行本公契的條款。在遵守《建築物管理條例》的前提下,管理人須負責及有全權去依據本公契的條款作出為恰當管理發展項目為目的的所有必須或適宜的行為及事情,惟管理人除非事先獲得在按本公契召開的業主大會通過的業主決議,否則不可作出任何會牽涉超過當前週年管理預算10%開支的對設施或服務的修繕。在不影響以上的一般適用性,管理人有以下責任:

.....

- (41) 具有全權去聘請適當、合資格人士對斜坡及護土牆進行檢查、保持及妥善保養,以遵從批地文件及斜坡及護土牆保養手冊及所有其他有關政府部門不時就斜坡及護土牆及相關構築物的保養發出的指引(為此目的,管理人的定義包括業主立案法團),並且向業主收取進行斜坡及護土牆之保養及維修工程已經或將會合法招致的一切費用,惟假若管理人已合理地盡能力但仍未能向業主收取得到該等費用,管理人並不須以個人名義負上履行批地文件的要求的責任,而該等責任仍是屬於業主的。

第6.4.1項訂明:

屋苑的業主必須按本公契規定向管理人以以下訂明的方式每月預先支付由以下組成的管理開支:

.....

- (m) 有關須按批地文件或任何其他原因,保持、管理、維持及維修(視屬何情況而定)之要求而保持、管理、維持及維修(視屬何情況而定)斜坡及護土牆的費用及開支。”

第6.4.3項訂明:

不論其單位是否被佔用,每位業主須全數繳付第6.4.1項所載的費用及支出(即管理開支)的適當份額。業主不會被要求支付超過按其擁有的發展項目部分所分配的管理份數而釐定的相關管理預算開支的適當份額。第一業主須支付有尚未出售住宅單位之管理開支,但就該等分配予該樓宇尚未完成的獨立建築物或期數的不分割份數,則無需繳付管理開支,除非該等建築物或期數在管理及保養方面受益於本公契條文(例如開支是用於管理和保養斜坡或於完工部分提供保安服務等)。

.....

B. 批地文件規定須由發展項目中的住宅物業的擁有人出資管理、營運或維持以供公眾使用的設施

不適用。

C. 批地文件規定須由發展項目中的住宅物業的擁有人出資管理、營運或維持以供公眾使用的任何休憩用地的大小

不適用。

D. 發展項目所位於的土地中為施行《建築物(規劃)規例》(第123章,附屬法例F)第22(1)條而撥供公眾用途的任何部份

不適用。

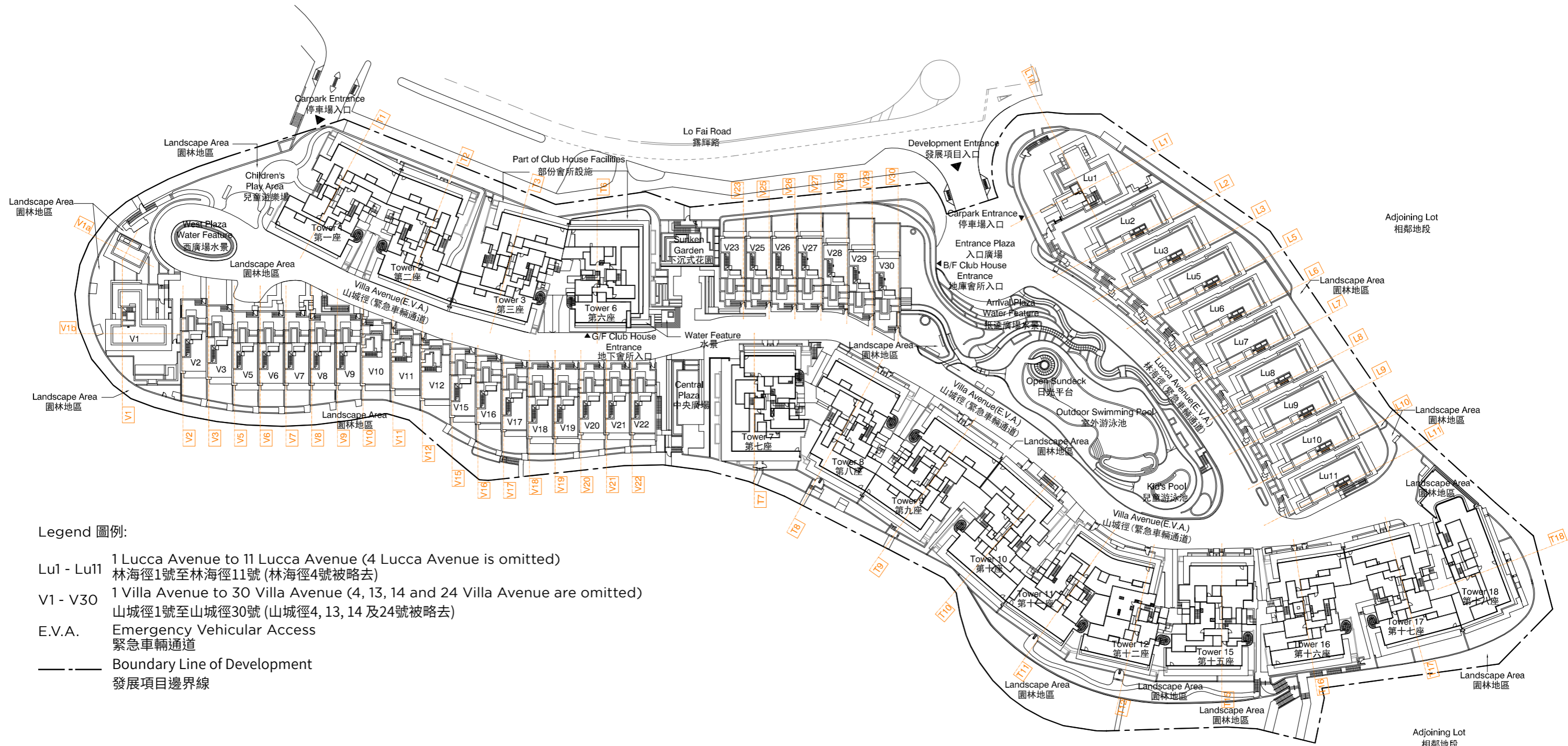
WARNING TO PURCHASERS

對買方的警告

1. The purchaser is recommended to instruct a separate firm of solicitors (other than that acting for the owner) to act for the purchaser in relation to the transaction.
 2. If the purchaser instructs such separate firm of solicitors to act for the purchaser in relation to the transaction, that firm will be able to give independent advice to the purchaser.
 3. If the purchaser instructs the firm of solicitors acting for the owner to act for the purchaser as well, and a conflict of interest arises between the owner and the purchaser: -
 - (i) that firm may not be able to protect the purchaser's interests; and
 - (ii) the purchaser may have to instruct a separate firm of solicitors.
 4. In the case of paragraph 3.(ii), the total solicitors' fees payable by the purchaser may be higher than the fees that would have been payable if the purchaser had instructed a separate firm of solicitors in the first place.
1. 現建議買方聘用一間獨立的律師事務所(代表擁有人行事者除外),以在交易中代表買方行事。
 2. 如買方聘用上述的獨立的律師事務所,以在交易中代表買方行事,該律師事務所將會能夠向買方提供獨立意見。
 3. 如買方聘用代表擁有人行事的律師事務所同時代表買方行事,而擁有人與買方之間出現利益衝突:-
 - (i) 該律師事務所可能不能夠保障買方的利益;及
 - (ii) 買方可能要聘用一間獨立的律師事務所。
 4. 如屬3.(ii)段的情況,買方須支付的律師費用總數,可能高於如買方自一開始即聘用一間獨立的律師事務所便須支付的費用。

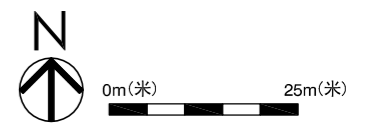
CROSS-SECTION PLAN OF BUILDING IN THE DEVELOPMENT
發展項目中的建築物的橫截面圖

Key Plan
示意圖

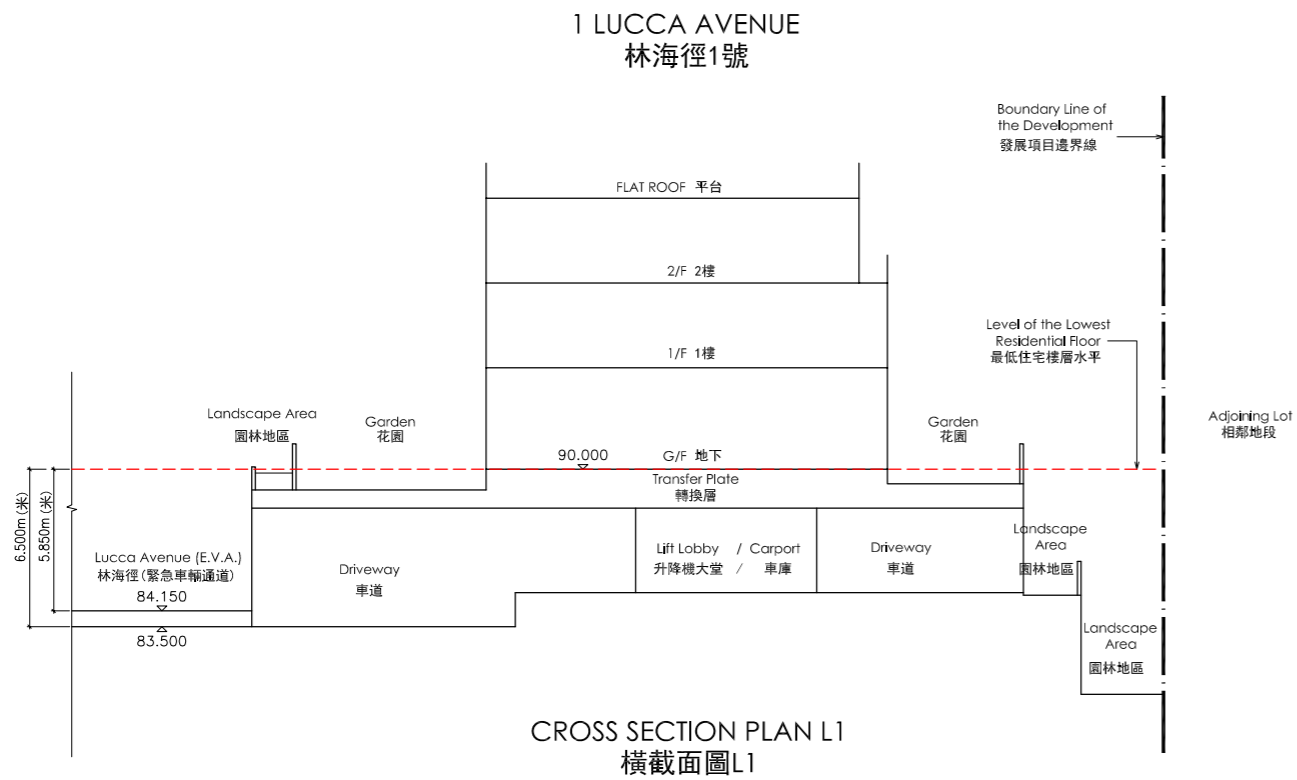


Legend 圖例:

- Lu1 - Lu11 1 Lucca Avenue to 11 Lucca Avenue (4 Lucca Avenue is omitted)
林海徑1號至林海徑11號 (林海徑4號被略去)
- V1 - V30 1 Villa Avenue to 30 Villa Avenue (4, 13, 14 and 24 Villa Avenue are omitted)
山城徑1號至山城徑30號 (山城徑4, 13, 14 及24號被略去)
- E.V.A. Emergency Vehicular Access
緊急車輛通道
- Boundary Line of Development
發展項目邊界線



CROSS-SECTION PLAN OF BUILDING IN THE DEVELOPMENT
發展項目中的建築物的橫截面圖



The part of Lucca Avenue (E.V.A.) adjacent to the building (1 Lucca Avenue) is 83.500 metres to 84.150 metres above the Hong Kong Principal Datum.

毗連建築物(林海徑1號)的一段林海徑(緊急車輛通道)為香港主水平基準以上83.500米至84.150米。

Legend 圖例:

- ▽ denotes height in metres above Hong Kong Principal Datum (HKPD).
- E.V.A. denotes Emergency Vehicular Access.

- ▽ 代表香港主水平基準以上高度 (米)。
- E.V.A. 代表緊急車輛通道。

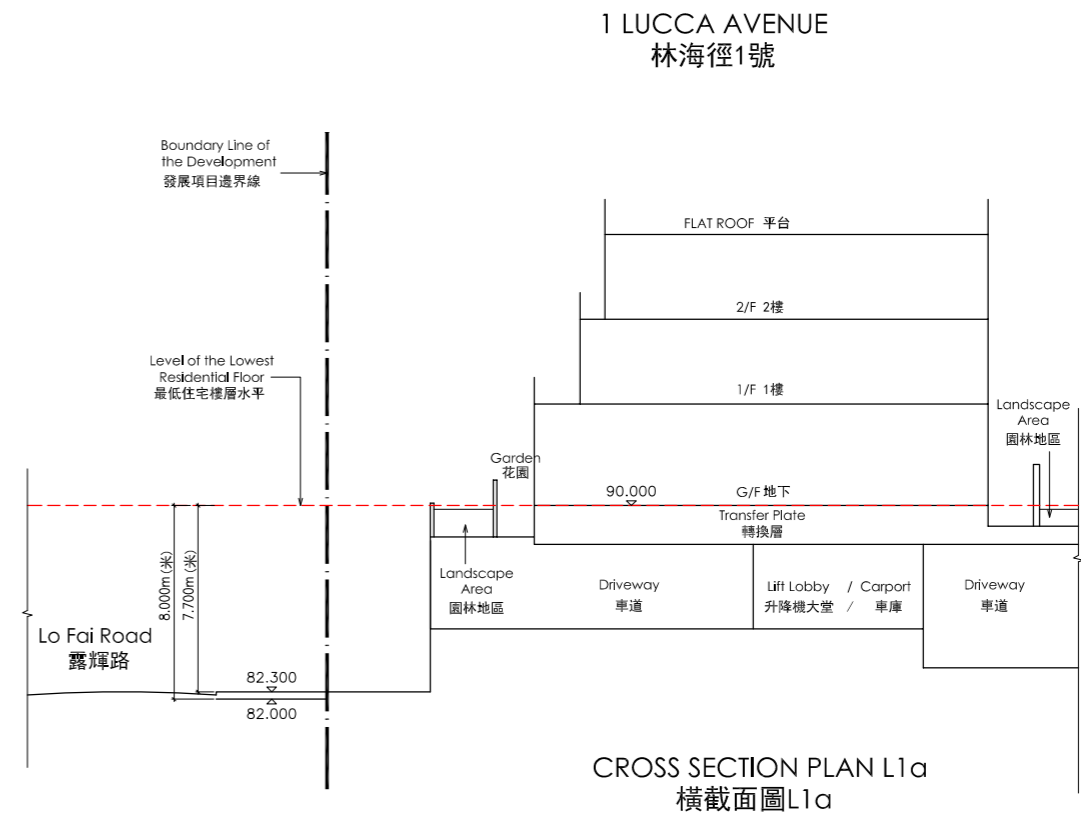
The part of Lo Fai Road adjacent to the building (1 Lucca Avenue) is 82.000 metres to 82.300 metres above the Hong Kong Principal Datum.

毗連建築物(林海徑1號)的一段露輝路為香港主水平基準以上82.000米至82.300米。

Legend 圖例:

- ▽ denotes height in metres above Hong Kong Principal Datum (HKPD).
- E.V.A. denotes Emergency Vehicular Access.

- ▽ 代表香港主水平基準以上高度 (米)。
- E.V.A. 代表緊急車輛通道。



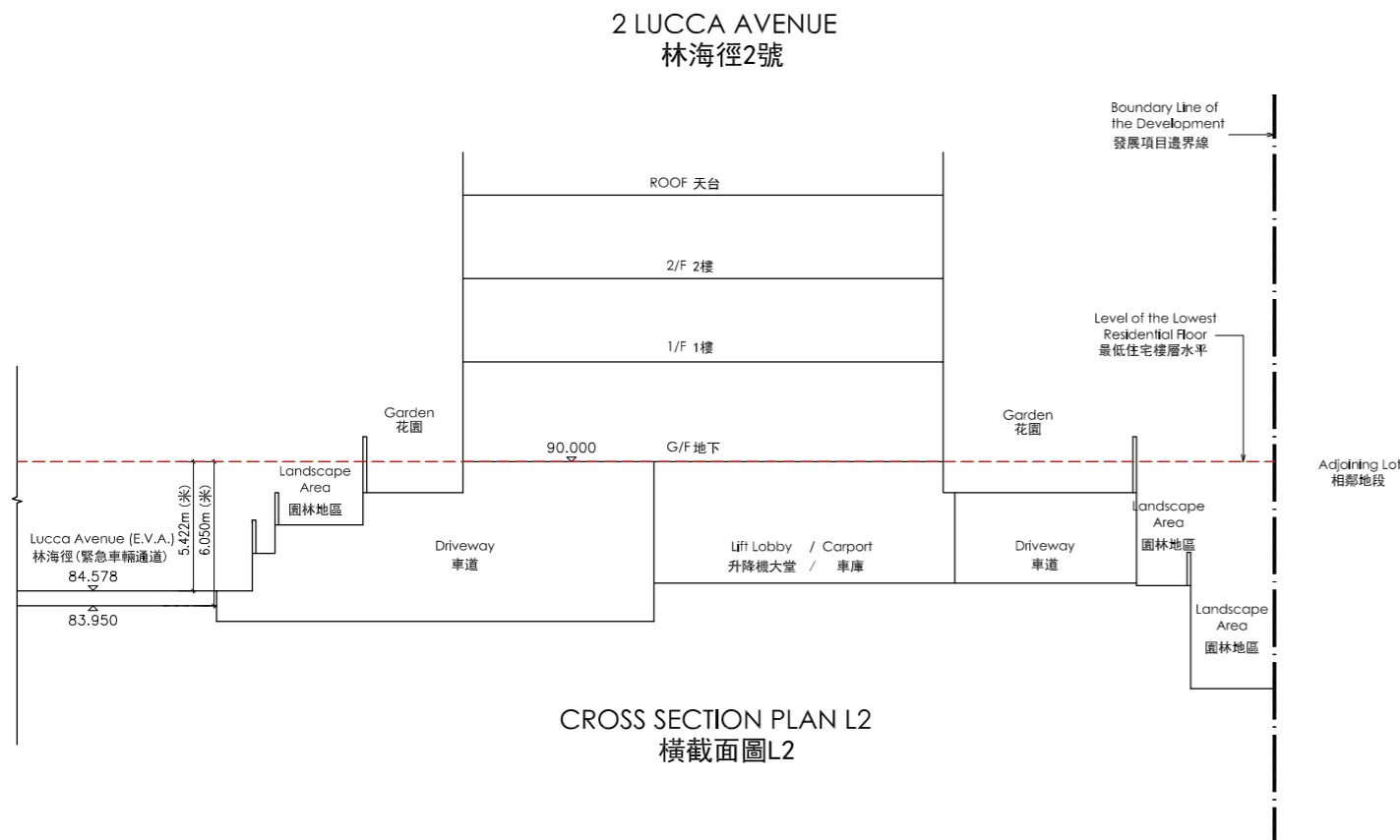
CROSS-SECTION PLAN OF BUILDING IN THE DEVELOPMENT 發展項目中的建築物的橫截面圖

The part of Lucca Avenue (E.V.A.) adjacent to the building (2 Lucca Avenue) is 83.950 metres to 84.578 metres above the Hong Kong Principal Datum.

毗連建築物(林海徑2號)的一段林海徑(緊急車輛通道)為香港主水平基準以上83.950米至84.578米。

Legend 圖例:

- ▽ denotes height in metres above Hong Kong Principal Datum (HKPD).
 - E.V.A. denotes Emergency Vehicular Access.
- ▽ 代表香港主水平基準以上高度(米)。
 - E.V.A. 代表緊急車輛通道。



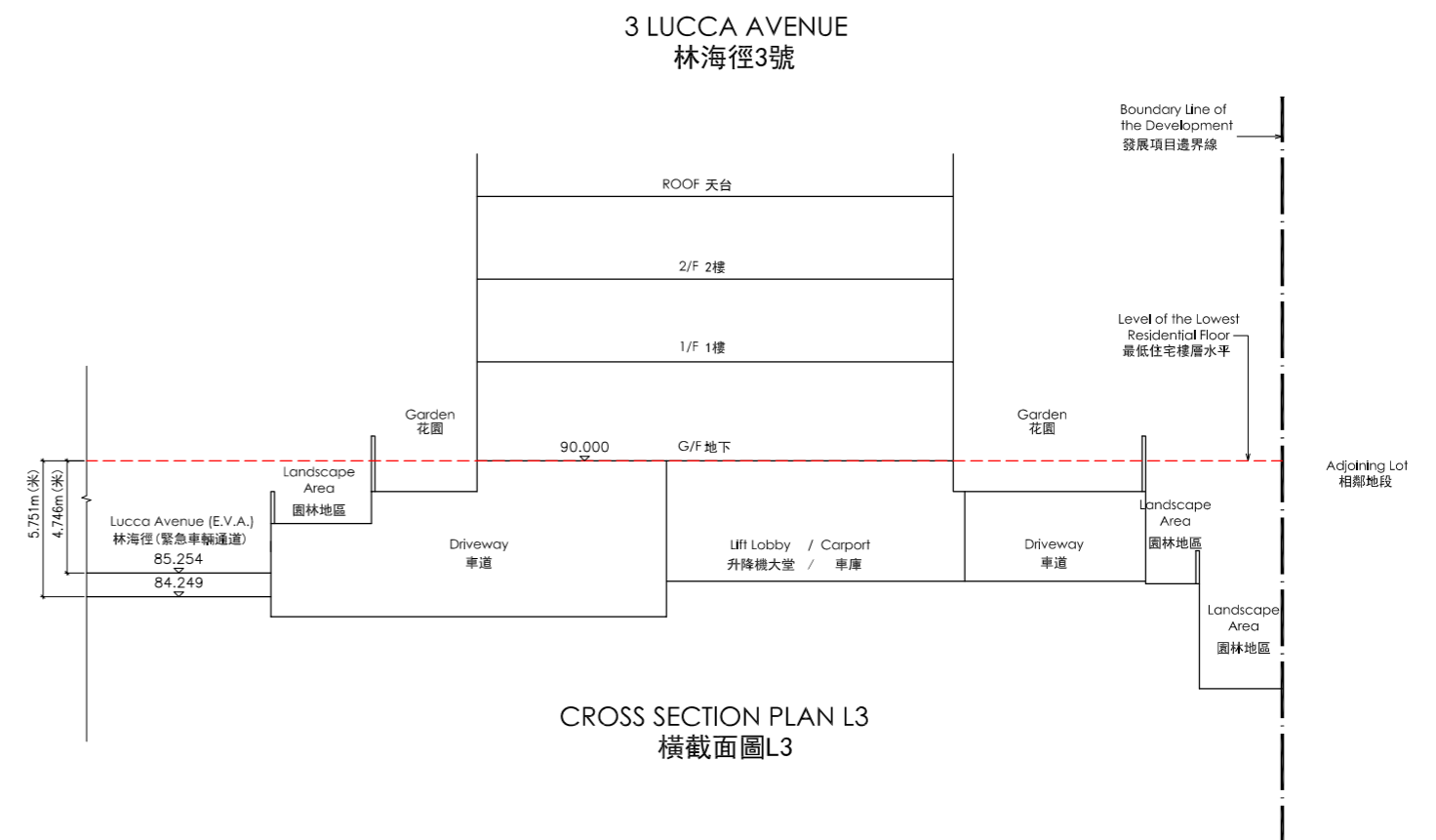
The part of Lucca Avenue (E.V.A.) adjacent to the building (3 Lucca Avenue) is 84.249 metres to 85.254 metres above the Hong Kong Principal Datum.

毗連建築物(林海徑3號)的一段林海徑(緊急車輛通道)為香港主水平基準以上84.249米至85.254米。

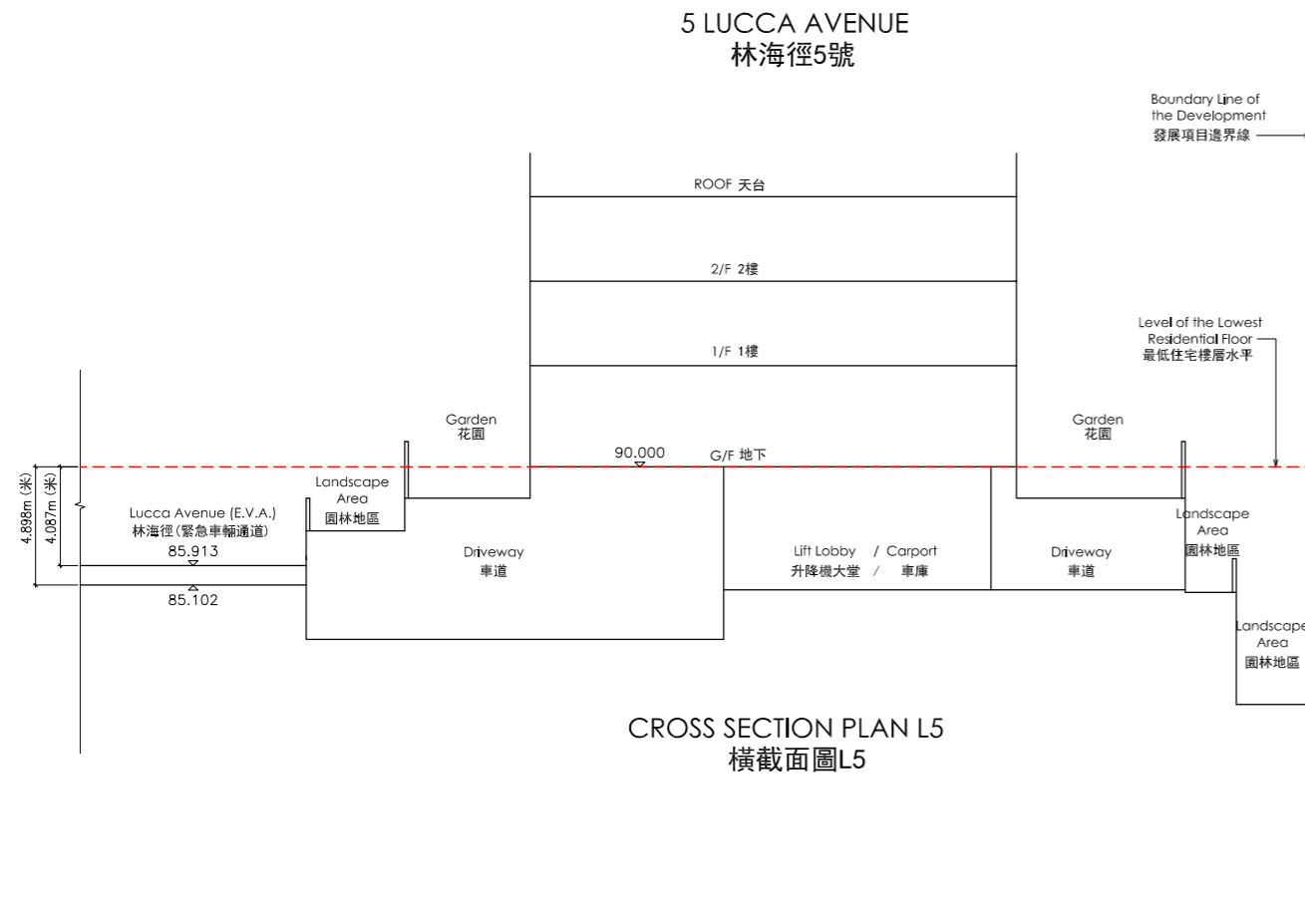
Legend 圖例:

- ▽ denotes height in metres above Hong Kong Principal Datum (HKPD).
- E.V.A. denotes Emergency Vehicular Access.

- ▽ 代表香港主水平基準以上高度(米)。
- E.V.A. 代表緊急車輛通道。



CROSS-SECTION PLAN OF BUILDING IN THE DEVELOPMENT
發展項目中的建築物的橫截面圖



The part of Lucca Avenue (E.V.A.) adjacent to the building (5 Lucca Avenue) is 85.102 metres to 85.913 metres above the Hong Kong Principal Datum.

毗連建築物(林海徑5號)的一段林海徑(緊急車輛通道)為香港主水平基準以上85.102米至85.913米。

Legend 圖例:

- ▽ denotes height in metres above Hong Kong Principal Datum (HKPD).
- E.V.A. denotes Emergency Vehicular Access.

- ▽ 代表香港主水平基準以上高度(米)。
- E.V.A. 代表緊急車輛通道。

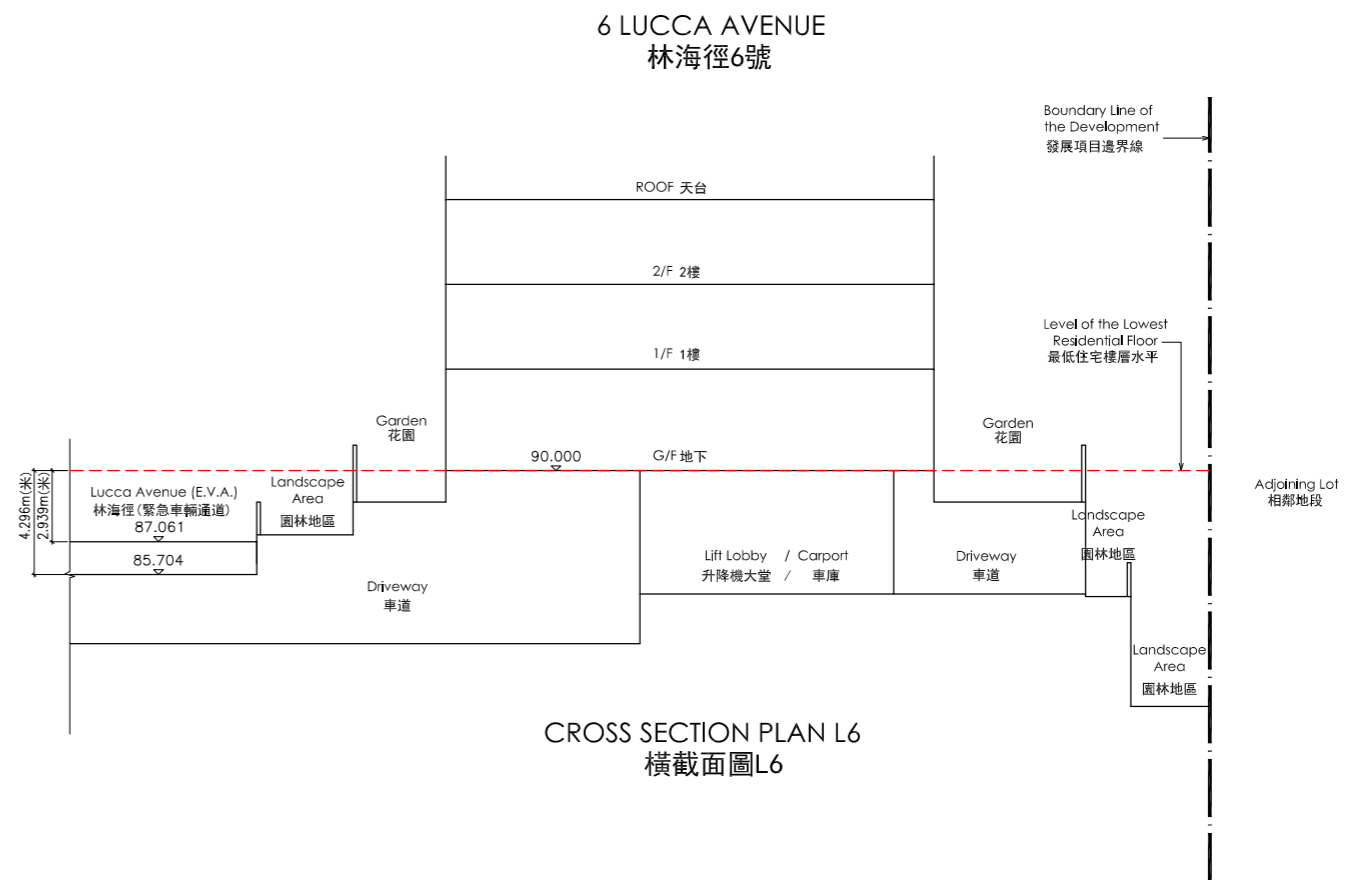
The part of Lucca Avenue (E.V.A.) adjacent to the building (6 Lucca Avenue) is 85.704 metres to 87.061 metres above the Hong Kong Principal Datum.

毗連建築物(林海徑6號)的一段林海徑(緊急車輛通道)為香港主水平基準以上85.704米至87.061米。

Legend 圖例:

- ▽ denotes height in metres above Hong Kong Principal Datum (HKPD).
- E.V.A. denotes Emergency Vehicular Access.

- ▽ 代表香港主水平基準以上高度(米)。
- E.V.A. 代表緊急車輛通道。



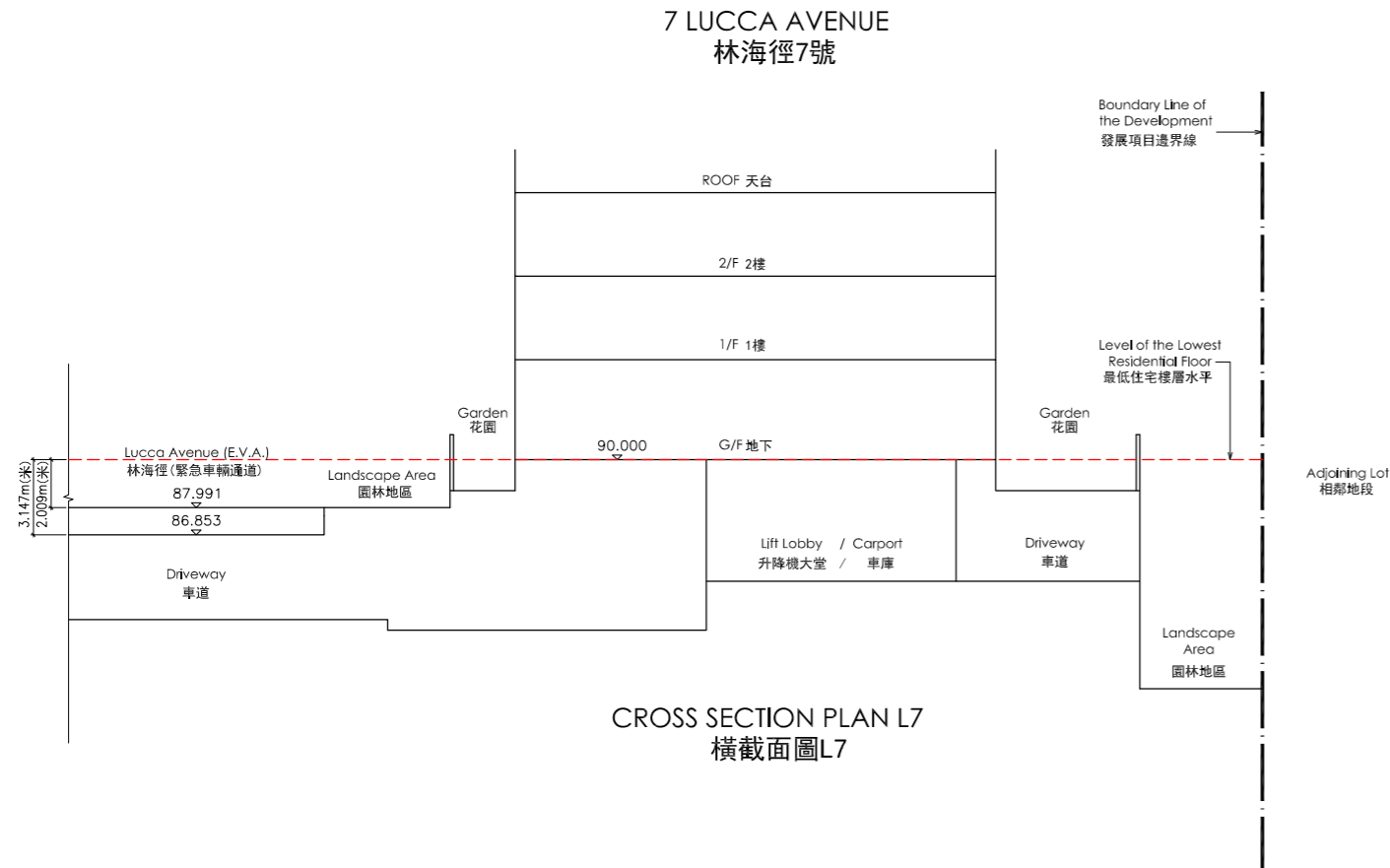
CROSS-SECTION PLAN OF BUILDING IN THE DEVELOPMENT 發展項目中的建築物的橫截面圖

The part of Lucca Avenue (E.V.A.) adjacent to the building (7 Lucca Avenue) is 86.853 metres to 87.991 metres above the Hong Kong Principal Datum.

毗連建築物(林海徑7號)的一段林海徑(緊急車輛通道)為香港主水平基準以上86.853米至87.991米。

Legend 圖例:

- ▽ denotes height in metres above Hong Kong Principal Datum (HKPD).
 - E.V.A. denotes Emergency Vehicular Access.
- ▽ 代表香港主水平基準以上高度(米)。
 - E.V.A. 代表緊急車輛通道。



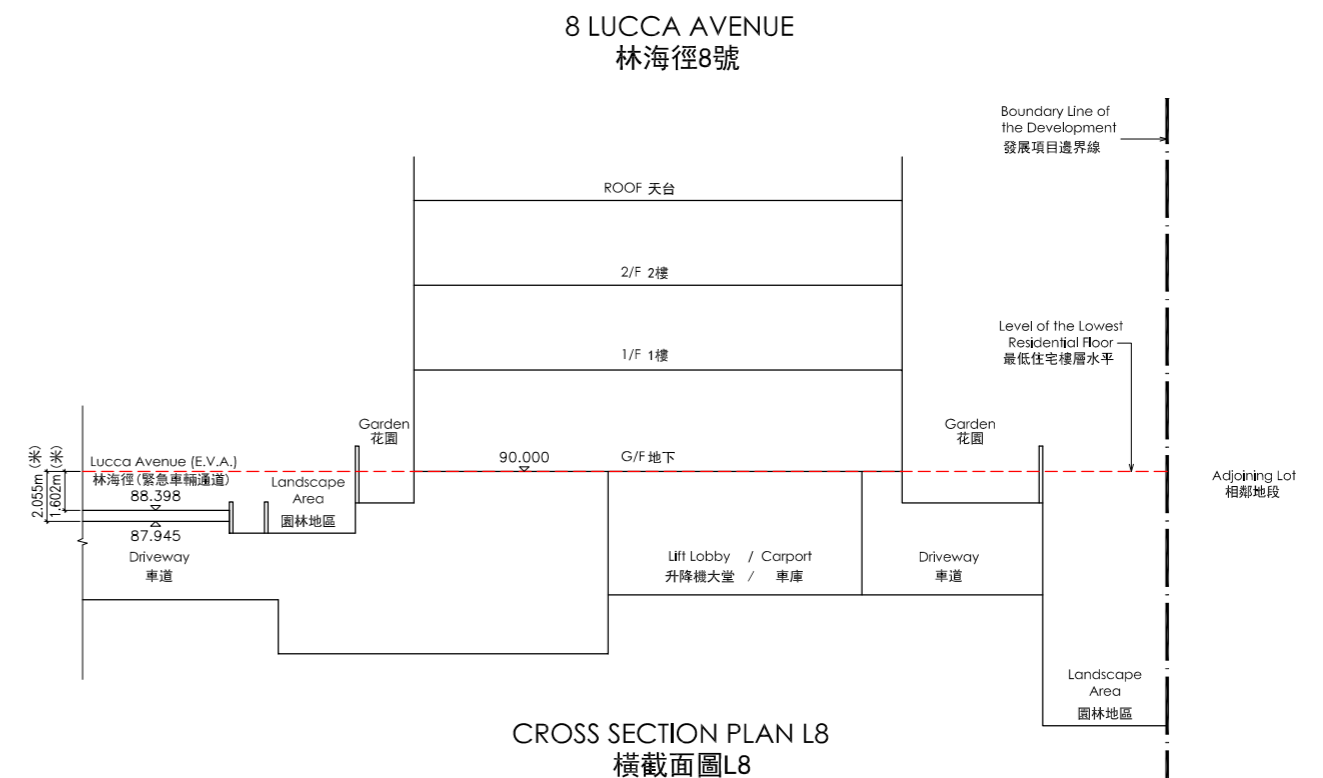
The part of Lucca Avenue (E.V.A.) adjacent to the building (8 Lucca Avenue) is 87.945 metres to 88.398 metres above the Hong Kong Principal Datum.

毗連建築物(林海徑8號)的一段林海徑(緊急車輛通道)為香港主水平基準以上87.945米至88.398米。

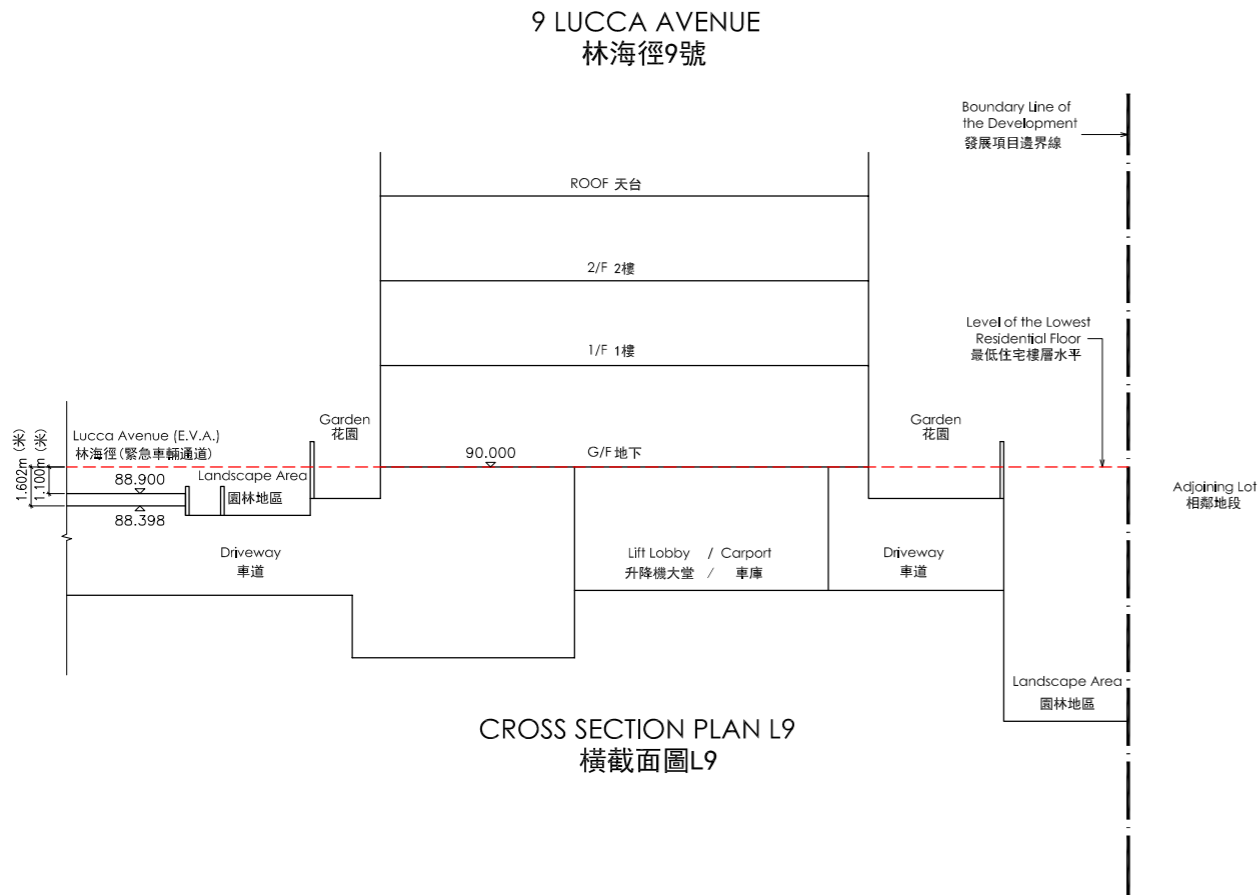
Legend 圖例:

- ▽ denotes height in metres above Hong Kong Principal Datum (HKPD).
- E.V.A. denotes Emergency Vehicular Access.

- ▽ 代表香港主水平基準以上高度(米)。
- E.V.A. 代表緊急車輛通道。



CROSS-SECTION PLAN OF BUILDING IN THE DEVELOPMENT
發展項目中的建築物的橫截面圖



The part of Lucca Avenue (E.V.A.) adjacent to the building (9 Lucca Avenue) is 88.398 metres to 88.900 metres above the Hong Kong Principal Datum.

毗連建築物(林海徑9號)的一段林海徑(緊急車輛通道)為香港主水平基準以上88.398米至88.900米。

Legend 圖例:

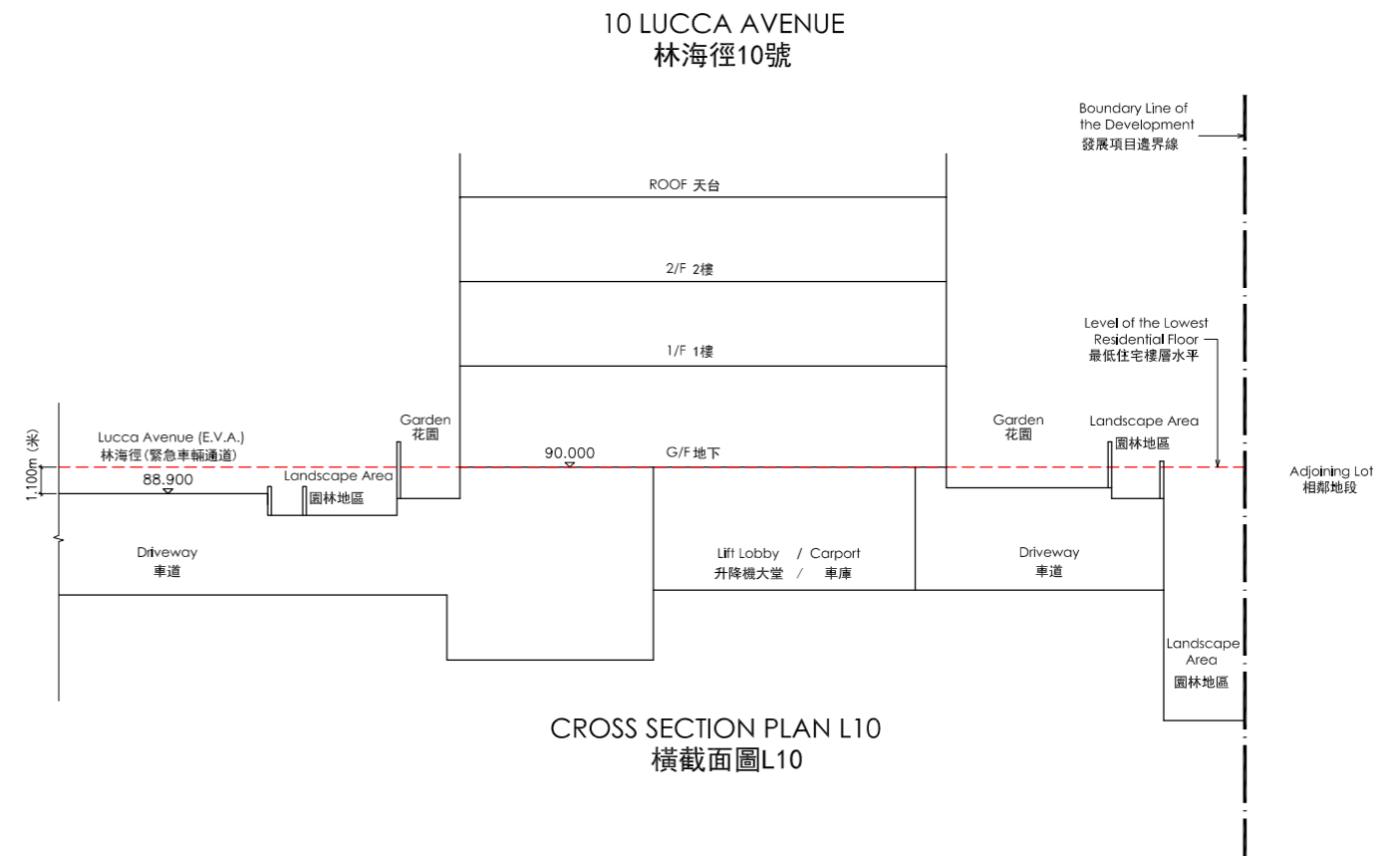
1. ▽ denotes height in metres above Hong Kong Principal Datum (HKPD).
 2. E.V.A. denotes Emergency Vehicular Access.
1. ▽ 代表香港主水平基準以上高度(米)。
 2. E.V.A. 代表緊急車輛通道。

The part of Lucca Avenue (E.V.A.) adjacent to the building (10 Lucca Avenue) is 88.900 metres above the Hong Kong Principal Datum.

毗連建築物(林海徑10號)的一段林海徑(緊急車輛通道)為香港主水平基準以上88.900米。

Legend 圖例:

1. ▽ denotes height in metres above Hong Kong Principal Datum (HKPD).
 2. E.V.A. denotes Emergency Vehicular Access.
1. ▽ 代表香港主水平基準以上高度(米)。
 2. E.V.A. 代表緊急車輛通道。



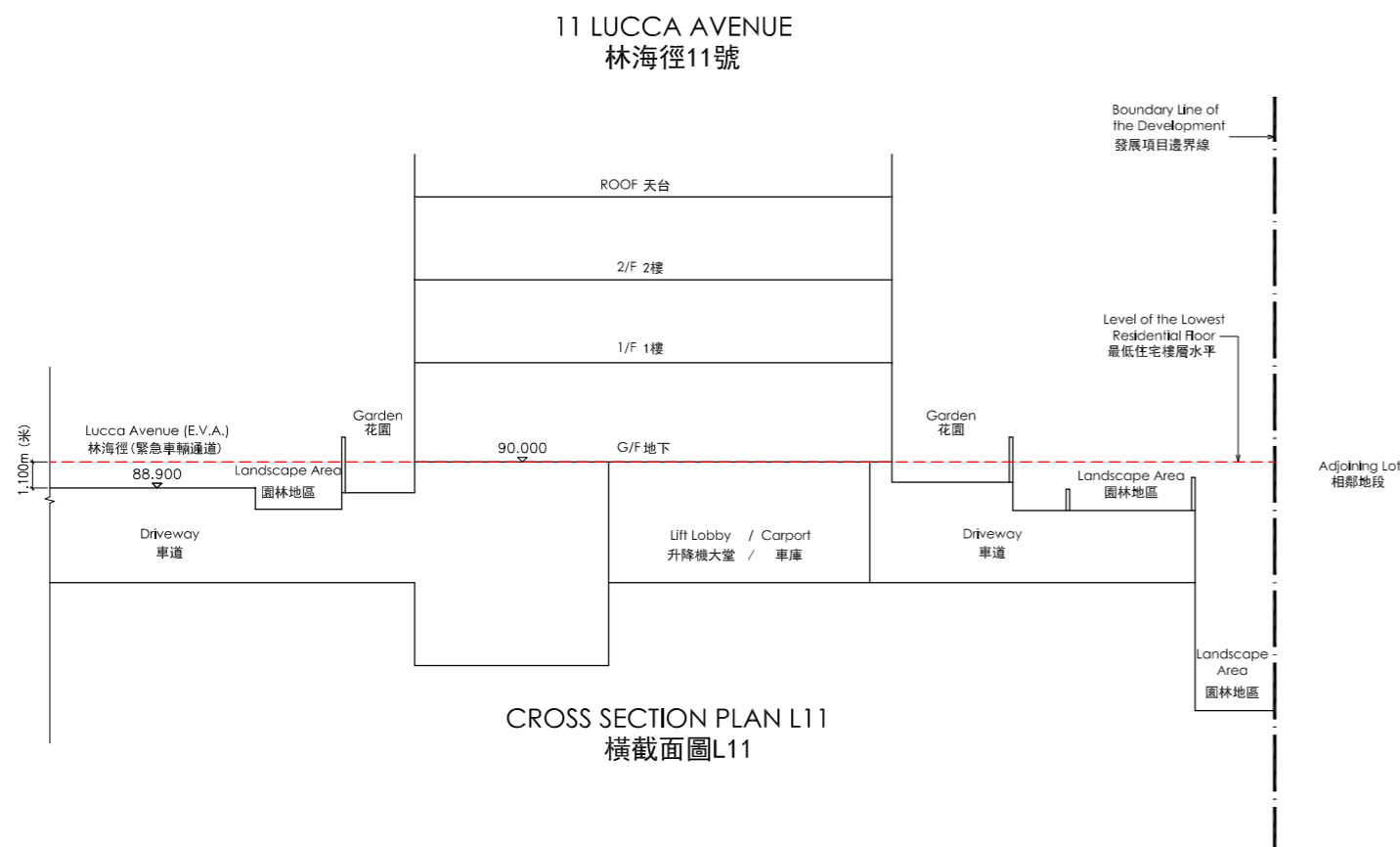
CROSS-SECTION PLAN OF BUILDING IN THE DEVELOPMENT 發展項目中的建築物的橫截面圖

The part of Lucca Avenue (E.V.A.) adjacent to the building (11 Lucca Avenue) is 88.900 metres above the Hong Kong Principal Datum.

毗連建築物(林海徑11號)的一段林海徑(緊急車輛通道)為香港主水平基準以上88.900米。

Legend 圖例:

- ▽ denotes height in metres above Hong Kong Principal Datum (HKPD).
 - E.V.A. denotes Emergency Vehicular Access.
- ▽ 代表香港主水平基準以上高度(米)。
 - E.V.A. 代表緊急車輛通道。



The part of Villa Avenue (E.V.A.) adjacent to the building (1 Villa Avenue) is 95.900 metres above the Hong Kong Principal Datum.

The part of Existing Footpath adjacent to the building (1 Villa Avenue) is 94.500 metres above the Hong Kong Principal Datum.

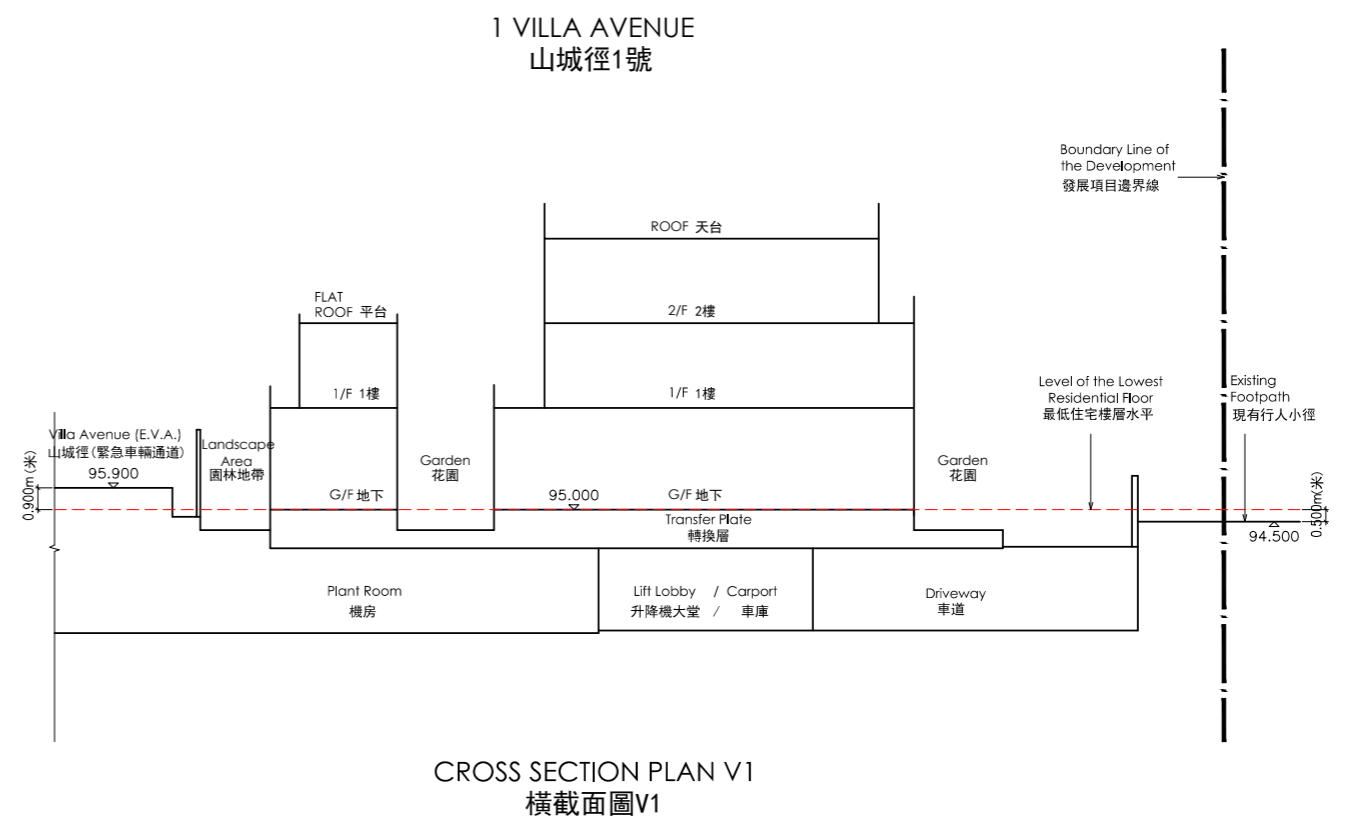
毗連建築物(山城徑1號)的一段山城徑(緊急車輛通道)為香港主水平基準以上95.900米。

毗連建築物(山城徑1號)的一段現有行人小徑為香港主水平基準以上94.500米。

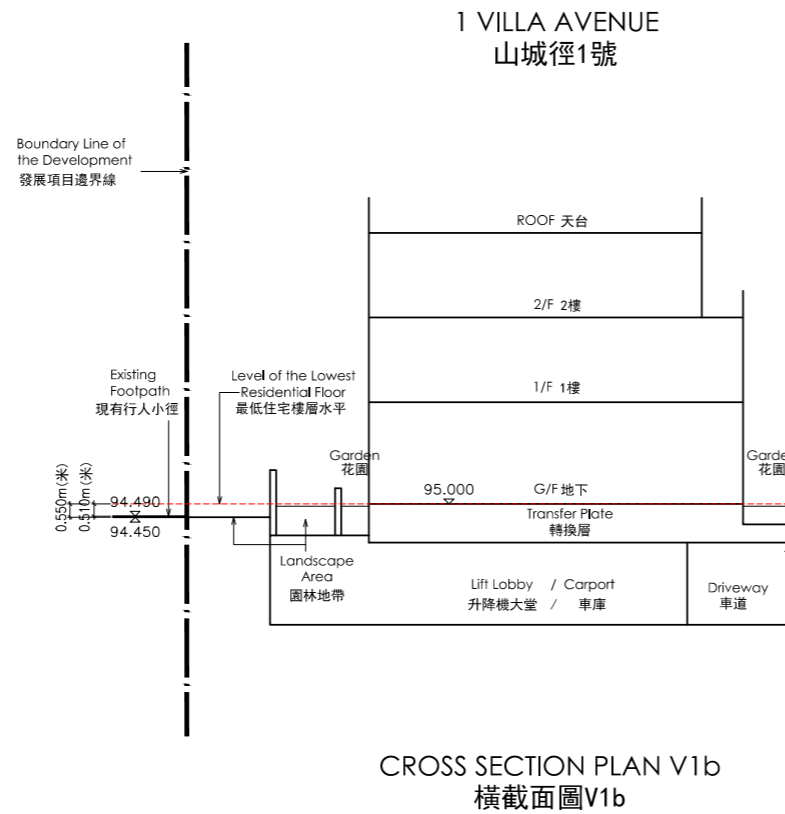
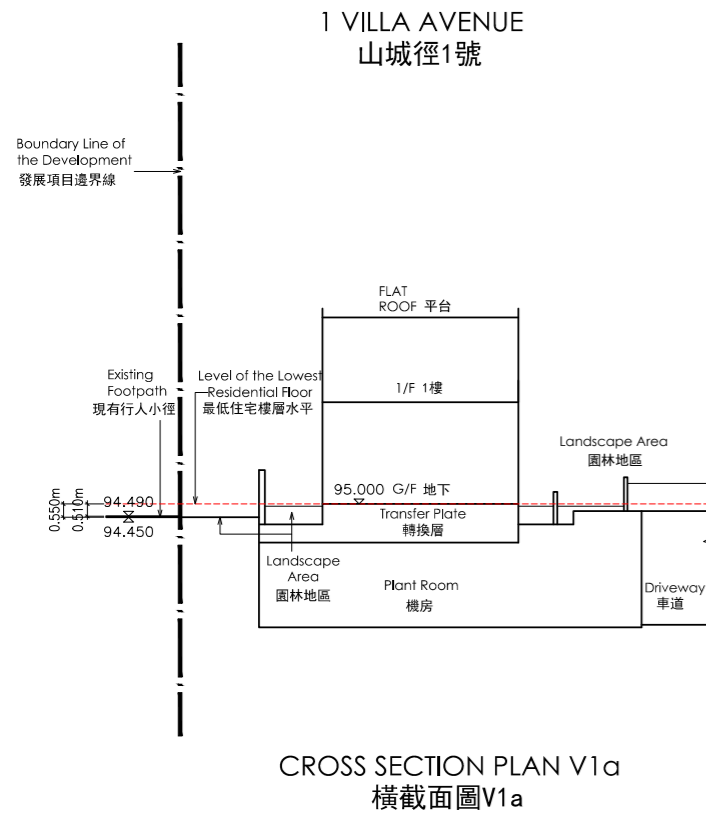
Legend 圖例:

- ▽ denotes height in metres above Hong Kong Principal Datum (HKPD).
- E.V.A. denotes Emergency Vehicular Access.

- ▽ 代表香港主水平基準以上高度(米)。
- E.V.A. 代表緊急車輛通道。



CROSS-SECTION PLAN OF BUILDING IN THE DEVELOPMENT 發展項目中的建築物的橫截面圖



The part of Existing Footpath adjacent to the building (1 Villa Avenue) is 94.450 metres to 94.490 metres above the Hong Kong Principal Datum.

毗連建築物(山城徑1號)的一段現有行人小徑為香港主水平基準以上94.450米至94.490米。

Legend 圖例:

- ▽ denotes height in metres above Hong Kong Principal Datum (HKPD).
 - E.V.A. denotes Emergency Vehicular Access.
1. ▽ 代表香港主水平基準以上高度(米)。
2. E.V.A. 代表緊急車輛通道。

The part of Villa Avenue (E.V.A.) adjacent to the building (2 Villa Avenue) is 95.900 metres above the Hong Kong Principal Datum.

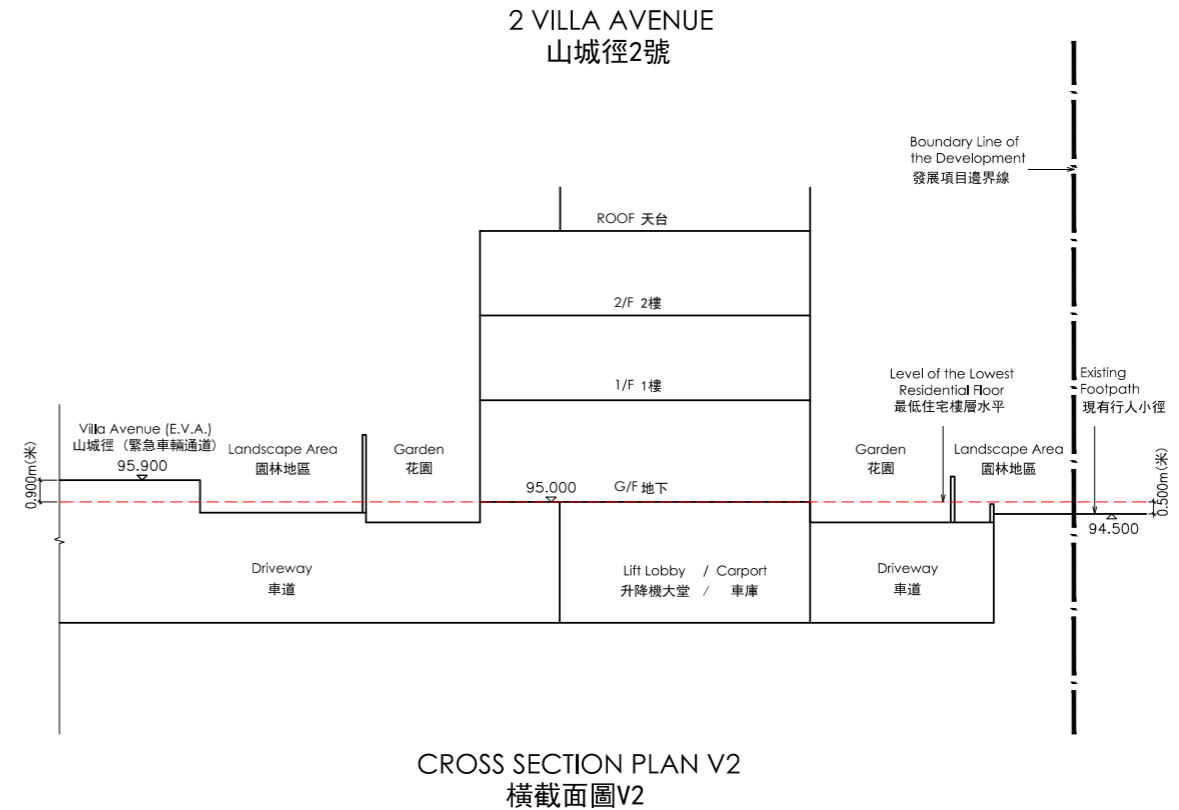
The part of Existing Footpath adjacent to the building (2 Villa Avenue) is 94.500 metres above the Hong Kong Principal Datum.

毗連建築物(山城徑2號)的一段山城徑(緊急車輛通道)為香港主水平基準以上95.900米。

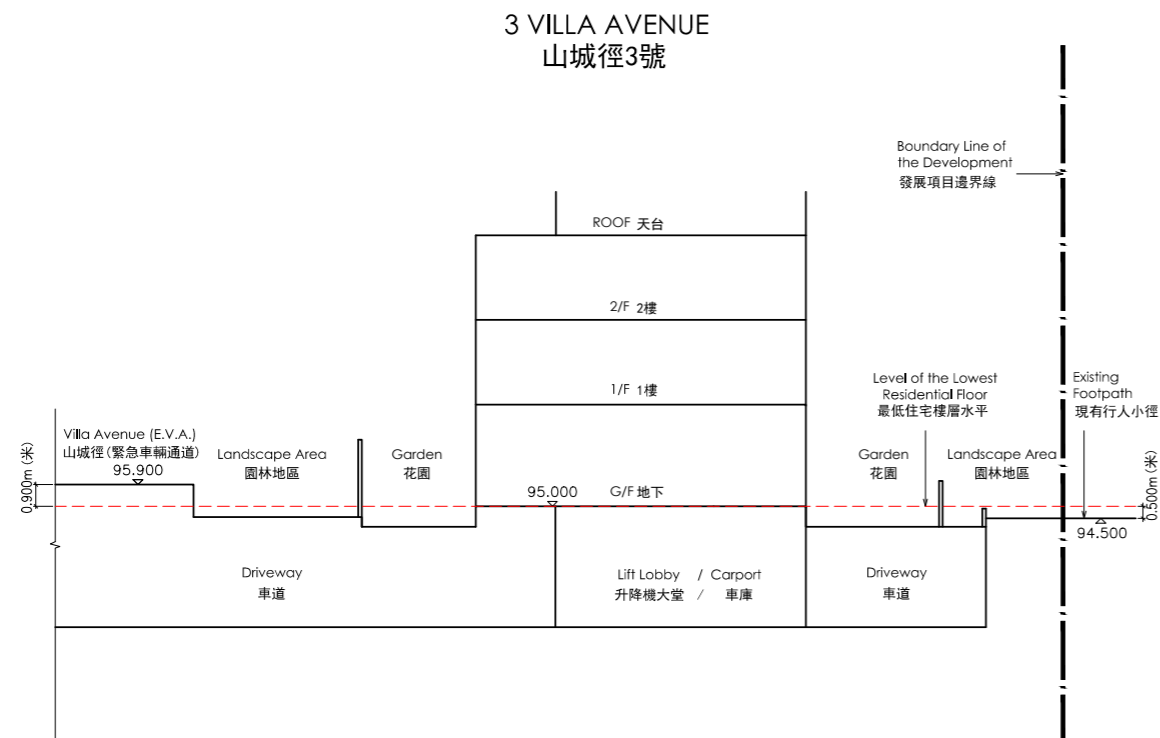
毗連建築物(山城徑2號)的一段現有行人小徑為香港主水平基準以上94.500米。

Legend 圖例:

- ▽ denotes height in metres above Hong Kong Principal Datum (HKPD).
 - E.V.A. denotes Emergency Vehicular Access.
1. ▽ 代表香港主水平基準以上高度(米)。
2. E.V.A. 代表緊急車輛通道。



CROSS-SECTION PLAN OF BUILDING IN THE DEVELOPMENT 發展項目中的建築物的橫截面圖



CROSS SECTION PLAN V3
橫截面圖V3

The part of Villa Avenue (E.V.A.) adjacent to the building (3 Villa Avenue) is 95.900 metres above the Hong Kong Principal Datum.

The part of Existing Footpath adjacent to the building (3 Villa Avenue) is 94.500 metres above the Hong Kong Principal Datum.

毗連建築物(山城徑3號)的一段山城徑(緊急車輛通道)為香港主水平基準以上95.900米。

毗連建築物(山城徑3號)的一段現有行人小徑為香港主水平基準以上94.500米。

Legend 圖例:

1. ▽ denotes height in metres above Hong Kong Principal Datum (HKPD).
2. E.V.A. denotes Emergency Vehicular Access.

1. ▽ 代表香港主水平基準以上高度(米)。
2. E.V.A. 代表緊急車輛通道。

The part of Villa Avenue (E.V.A.) adjacent to the building (5 Villa Avenue) is 95.846 metres to 95.900 metres above the Hong Kong Principal Datum.

The part of Existing Footpath adjacent to the building (5 Villa Avenue) is 94.490 metres above the Hong Kong Principal Datum.

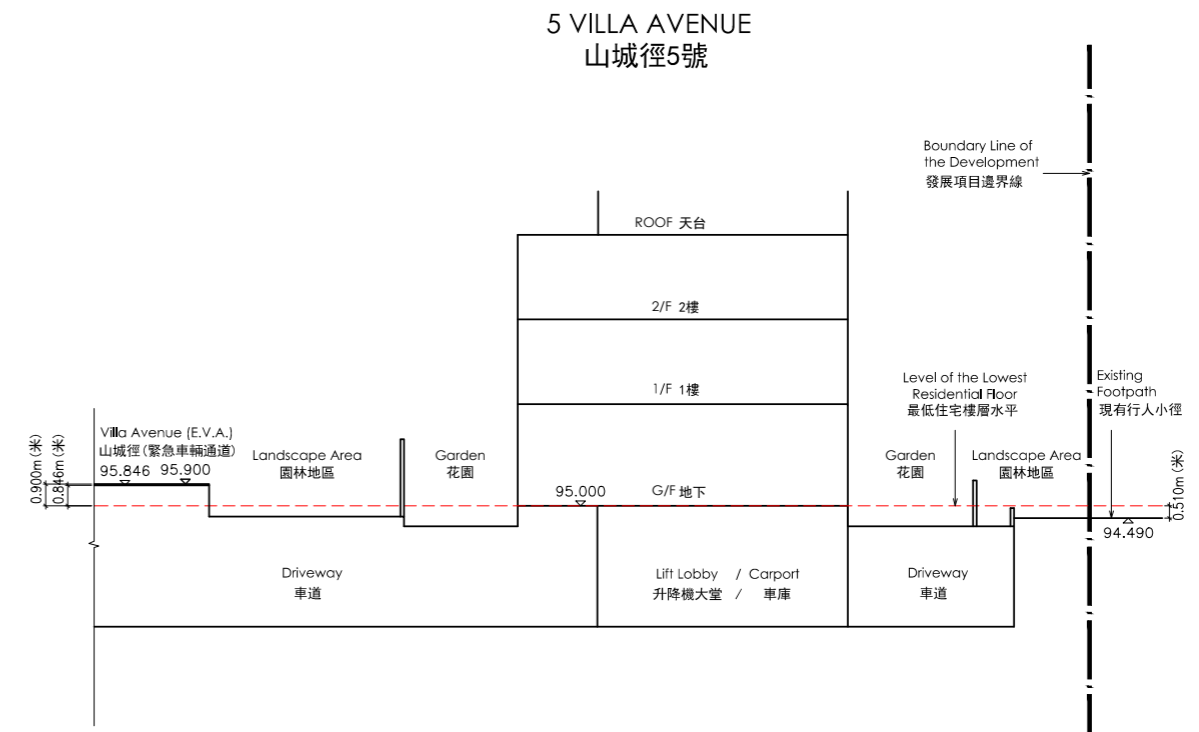
毗連建築物(山城徑5號)的一段山城徑(緊急車輛通道)為香港主水平基準以上95.846米至95.900米。

毗連建築物(山城徑5號)的一段現有行人小徑為香港主水平基準以上94.490米。

Legend 圖例:

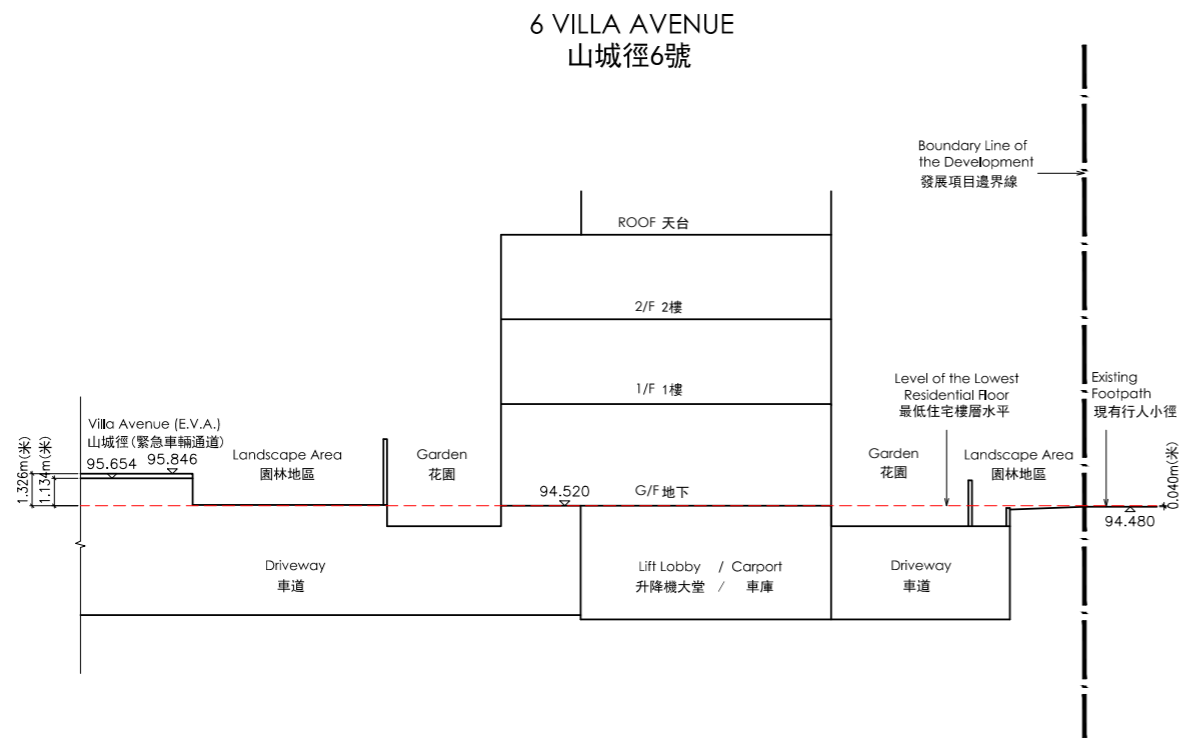
1. ▽ denotes height in metres above Hong Kong Principal Datum (HKPD).
2. E.V.A. denotes Emergency Vehicular Access.

1. ▽ 代表香港主水平基準以上高度(米)。
2. E.V.A. 代表緊急車輛通道。



CROSS SECTION PLAN V5
橫截面圖V5

CROSS-SECTION PLAN OF BUILDING IN THE DEVELOPMENT
發展項目中的建築物的橫截面圖



CROSS SECTION PLAN V6
橫截面圖V6

The part of Villa Avenue (E.V.A.) adjacent to the building (6 Villa Avenue) is 95.654 metres to 95.846 metres above the Hong Kong Principal Datum.

The part of Existing Footpath adjacent to the building (6 Villa Avenue) is 94.480 metres above the Hong Kong Principal Datum.

毗連建築物(山城徑6號)的一段山城徑(緊急車輛通道)為香港主水平基準以上95.654米至95.846米。

毗連建築物(山城徑6號)的一段現有行人小徑為香港主水平基準以上94.480米。

Legend 圖例:

1. ▽ denotes height in metres above Hong Kong Principal Datum (HKPD).
2. E.V.A. denotes Emergency Vehicular Access.

1. ▽ 代表香港主水平基準以上高度(米)。
2. E.V.A. 代表緊急車輛通道。

The part of Villa Avenue (E.V.A.) adjacent to the building (7 Villa Avenue) is 95.360 metres to 95.654 metres above the Hong Kong Principal Datum.

The part of Existing Footpath adjacent to the building (7 Villa Avenue) is 94.530 metres above the Hong Kong Principal Datum.

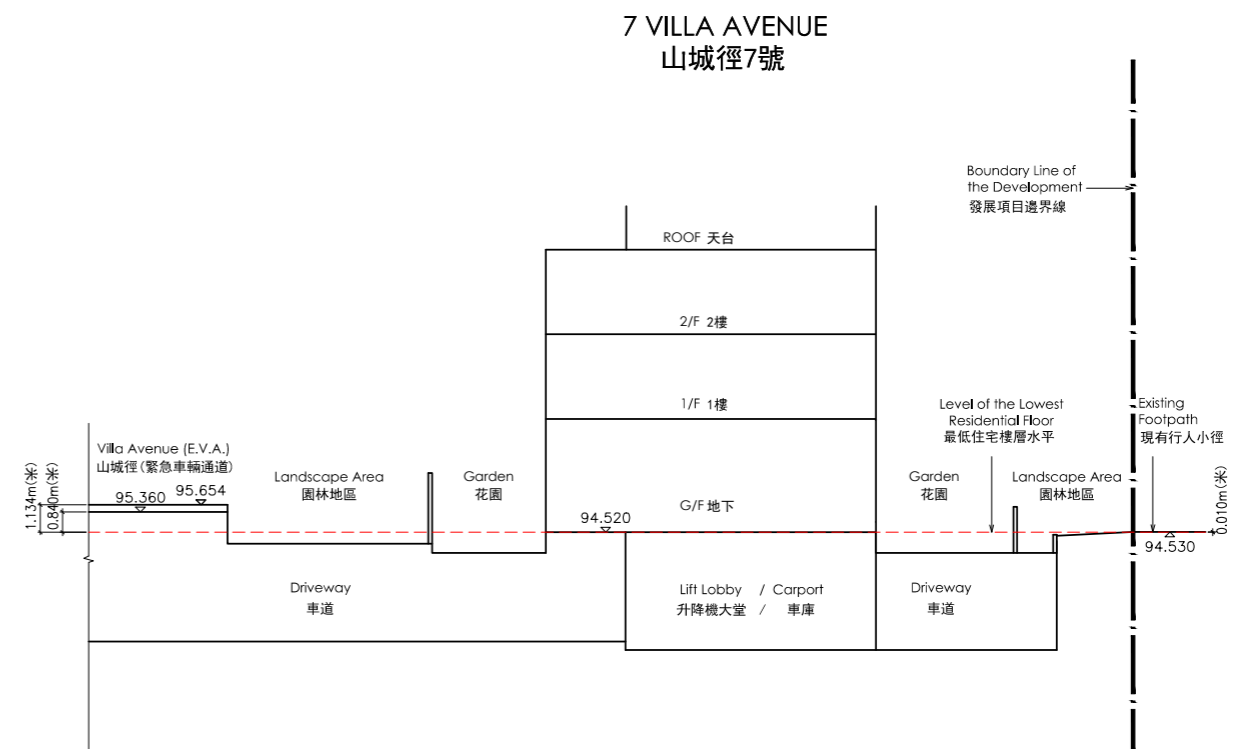
毗連建築物(山城徑7號)的一段山城徑(緊急車輛通道)為香港主水平基準以上95.360米至95.654米。

毗連建築物(山城徑7號)的一段現有行人小徑為香港主水平基準以上94.530米。

Legend 圖例:

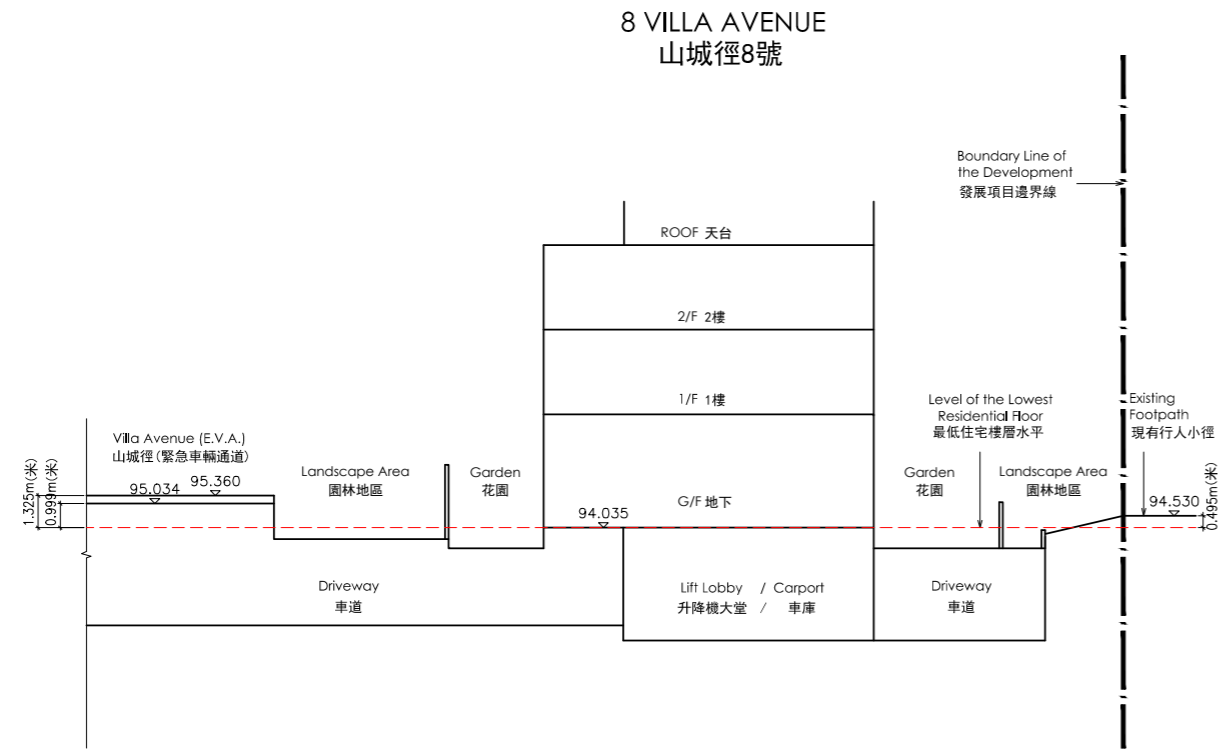
1. ▽ denotes height in metres above Hong Kong Principal Datum (HKPD).
2. E.V.A. denotes Emergency Vehicular Access.

1. ▽ 代表香港主水平基準以上高度(米)。
2. E.V.A. 代表緊急車輛通道。



CROSS SECTION PLAN V7
橫截面圖V7

CROSS-SECTION PLAN OF BUILDING IN THE DEVELOPMENT 發展項目中的建築物的橫截面圖



CROSS SECTION PLAN V8
橫截面圖V8

The part of Villa Avenue (E.V.A.) adjacent to the building (8 Villa Avenue) is 95.034 metres to 95.360 metres above the Hong Kong Principal Datum.

The part of Existing Footpath adjacent to the building (8 Villa Avenue) is 94.530 metres above the Hong Kong Principal Datum.

毗連建築物(山城徑8號)的一段山城徑(緊急車輛通道)為香港主水平基準以上95.034米至95.360米。

毗連建築物(山城徑8號)的一段現有行人小徑為香港主水平基準以上94.530米。

Legend 圖例:

- ▽ denotes height in metres above Hong Kong Principal Datum (HKPD).
- E.V.A. denotes Emergency Vehicular Access.

- ▽ 代表香港主水平基準以上高度 (米)。
- E.V.A. 代表緊急車輛通道。

The part of Villa Avenue (E.V.A.) adjacent to the building (9 Villa Avenue) is 94.692 metres to 95.034 metres above the Hong Kong Principal Datum.

The part of Existing Footpath adjacent to the building (9 Villa Avenue) is 94.510 metres above the Hong Kong Principal Datum.

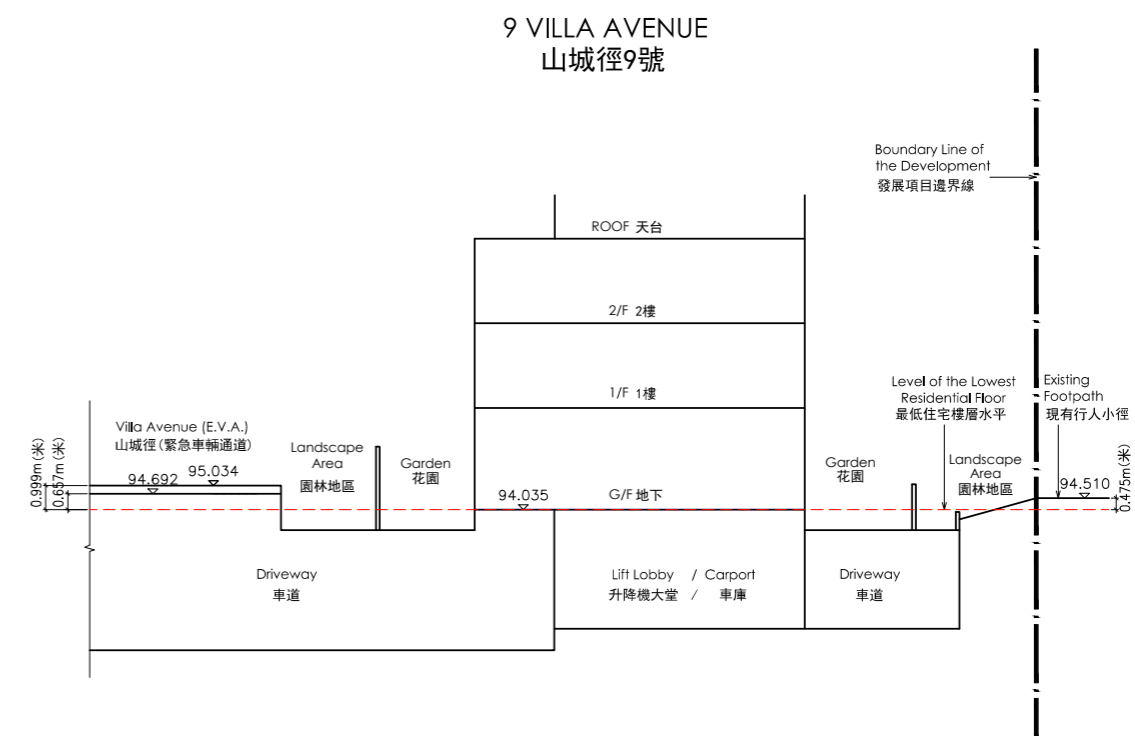
毗連建築物(山城徑9號)的一段山城徑(緊急車輛通道)為香港主水平基準以上94.692米至95.034米。

毗連建築物(山城徑9號)的一段現有行人小徑為香港主水平基準以上94.510米。

Legend 圖例:

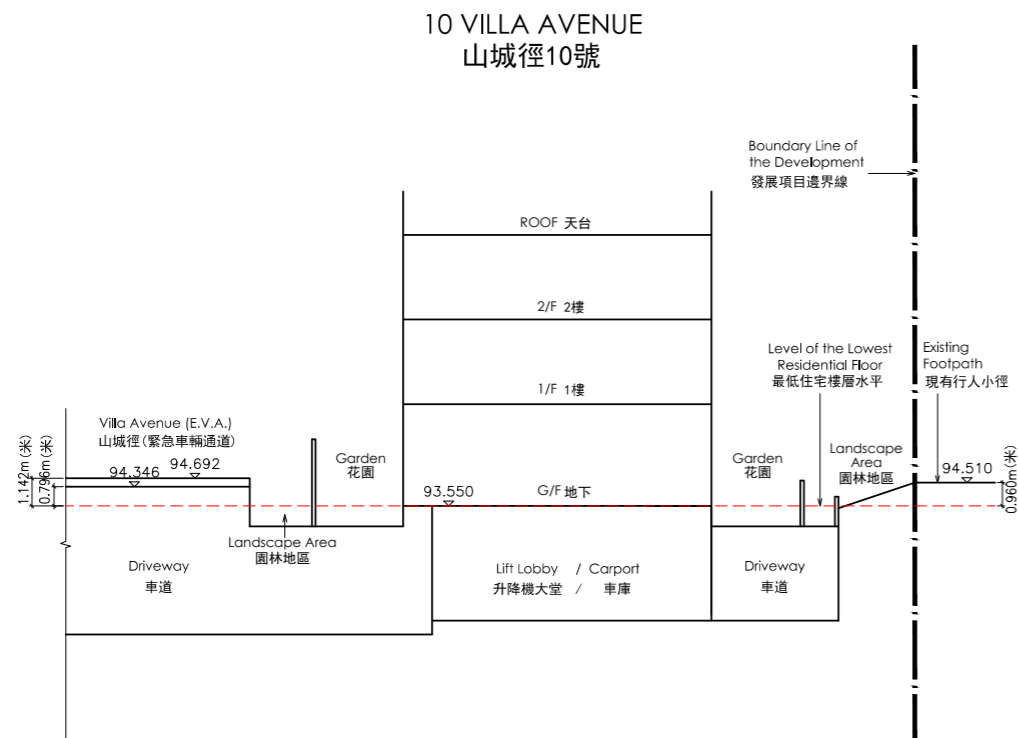
- ▽ denotes height in metres above Hong Kong Principal Datum (HKPD).
- E.V.A. denotes Emergency Vehicular Access.

- ▽ 代表香港主水平基準以上高度 (米)。
- E.V.A. 代表緊急車輛通道。



CROSS SECTION PLAN V9
橫截面圖V9

CROSS-SECTION PLAN OF BUILDING IN THE DEVELOPMENT
發展項目中的建築物的橫截面圖



CROSS SECTION PLAN V10
橫截面圖V10

The part of Villa Avenue (E.V.A.) adjacent to the building (10 Villa Avenue) is 94.346 metres to 94.692 metres above the Hong Kong Principal Datum.

The part of Existing Footpath adjacent to the building (10 Villa Avenue) is 94.510 metres above the Hong Kong Principal Datum.

毗連建築物(山城徑10號)的一段山城徑(緊急車輛通道)為香港主水平基準以上94.346米至94.692米。

毗連建築物(山城徑10號)的一段現有行人小徑為香港主水平基準以上94.510米。

Legend 圖例:

1. ▽ denotes height in metres above Hong Kong Principal Datum (HKPD).
2. E.V.A. denotes Emergency Vehicular Access.

1. ▽ 代表香港主水平基準以上高度(米)。
2. E.V.A. 代表緊急車輛通道。

The part of Villa Avenue (E.V.A.) adjacent to the building (11 Villa Avenue) is 93.920 metres to 94.297 metres above the Hong Kong Principal Datum.

The part of Existing Footpath adjacent to the building (11 Villa Avenue) is 93.990 metres to 94.510 metres above the Hong Kong Principal Datum.

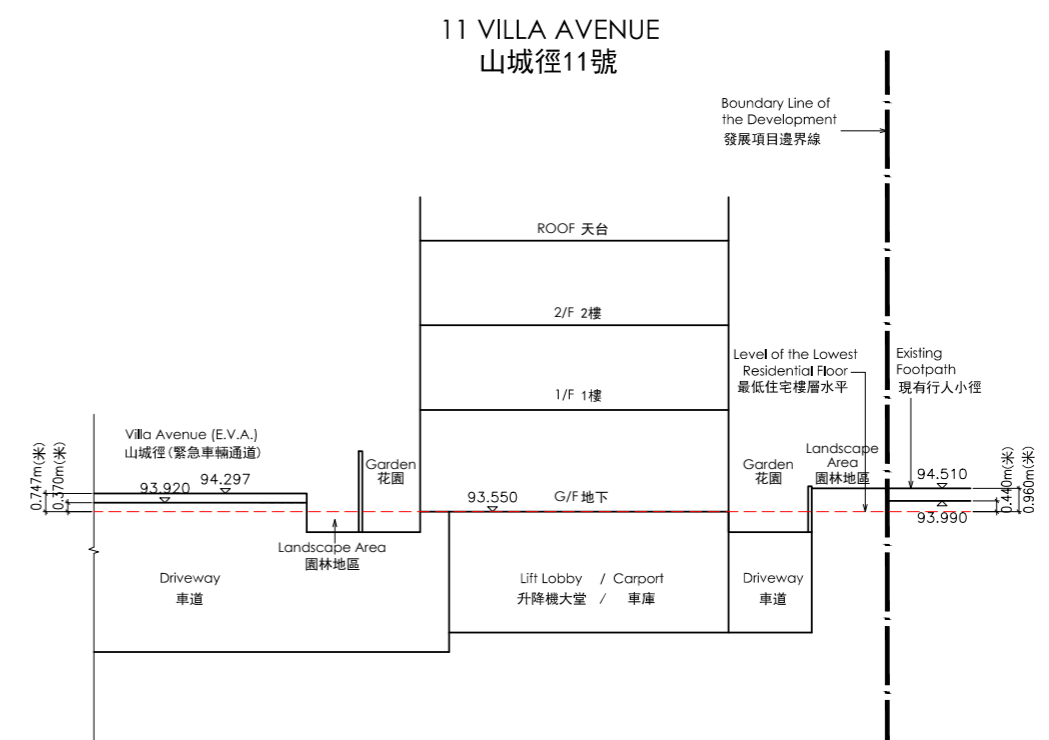
毗連建築物(山城徑11號)的一段山城徑(緊急車輛通道)為香港主水平基準以上93.920米至94.297米。

毗連建築物(山城徑11號)的一段現有行人小徑為香港主水平基準以上93.990米至94.510米。

Legend 圖例:

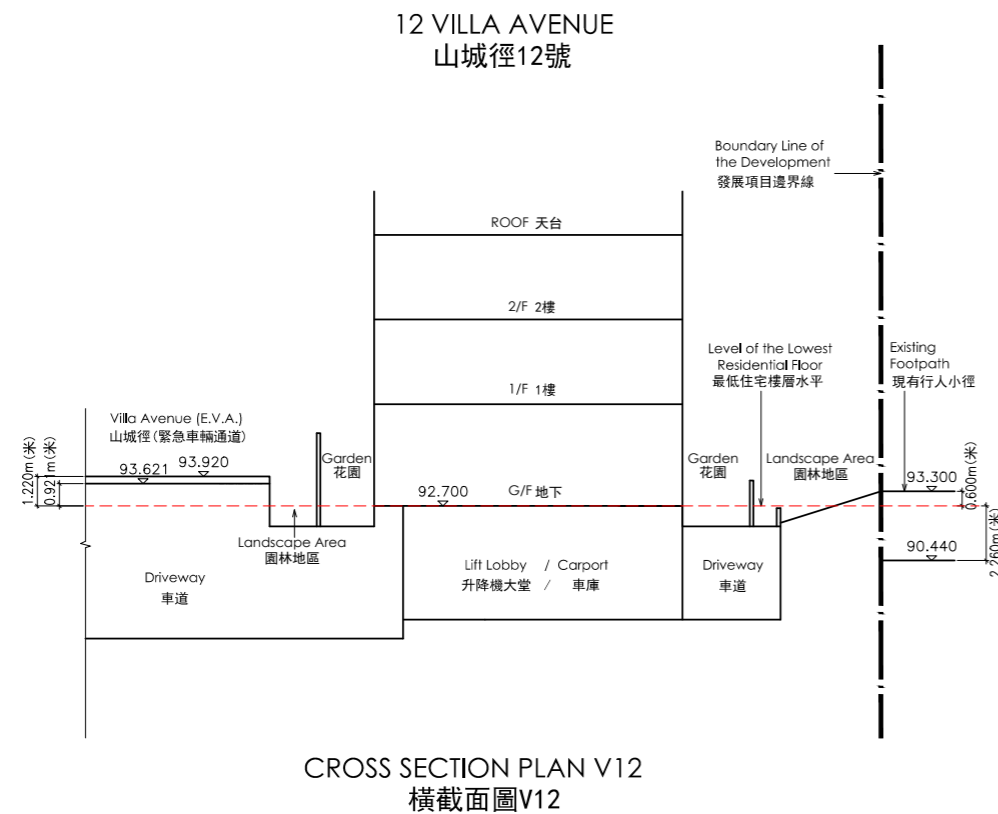
1. ▽ denotes height in metres above Hong Kong Principal Datum (HKPD).
2. E.V.A. denotes Emergency Vehicular Access.

1. ▽ 代表香港主水平基準以上高度(米)。
2. E.V.A. 代表緊急車輛通道。



CROSS SECTION PLAN V11
橫截面圖V11

CROSS-SECTION PLAN OF BUILDING IN THE DEVELOPMENT 發展項目中的建築物的橫截面圖



The part of Villa Avenue (E.V.A.) adjacent to the building (12 Villa Avenue) is 93.621 metres to 93.920 metres above the Hong Kong Principal Datum.

The part of Existing Footpath adjacent to the building (12 Villa Avenue) is 90.440 metres to 93.300 metres above the Hong Kong Principal Datum.

毗連建築物(山城徑12號)的一段山城徑(緊急車輛通道)為香港主水平基準以上93.621米至93.920米。

毗連建築物(山城徑12號)的一段現有行人小徑為香港主水平基準以上90.440米至93.300米。

Legend 圖例:

1. ▽ denotes height in metres above Hong Kong Principal Datum (HKPD).
2. E.V.A. denotes Emergency Vehicular Access.

1. ▽ 代表香港主水平基準以上高度 (米)。
2. E.V.A. 代表緊急車輛通道。

The part of Villa Avenue (E.V.A.) adjacent to the building (15 Villa Avenue) is 93.273 metres to 93.621 metres above the Hong Kong Principal Datum.

The part of Existing Footpath adjacent to the building (15 Villa Avenue) is 90.440 metres to 90.510 metres above the Hong Kong Principal Datum.

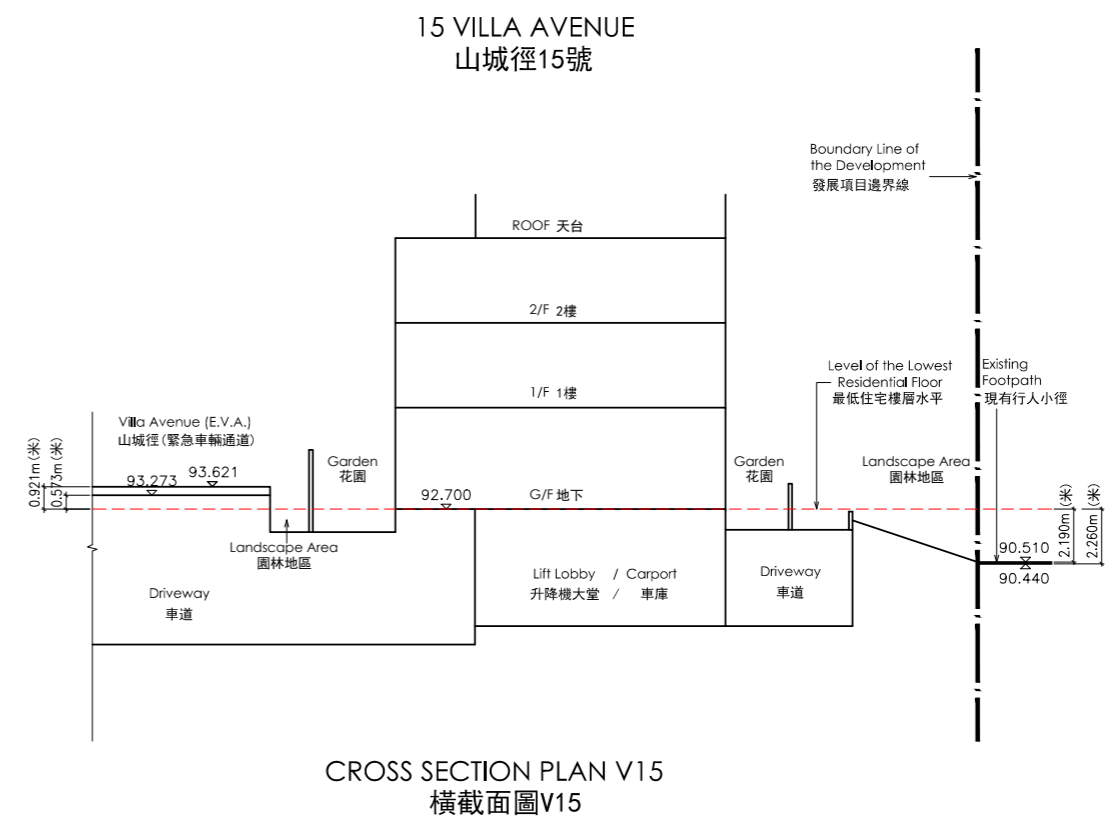
毗連建築物(山城徑15號)的一段山城徑(緊急車輛通道)為香港主水平基準以上93.273米至93.621米。

毗連建築物(山城徑15號)的一段現有行人小徑為香港主水平基準以上90.440米至90.510米。

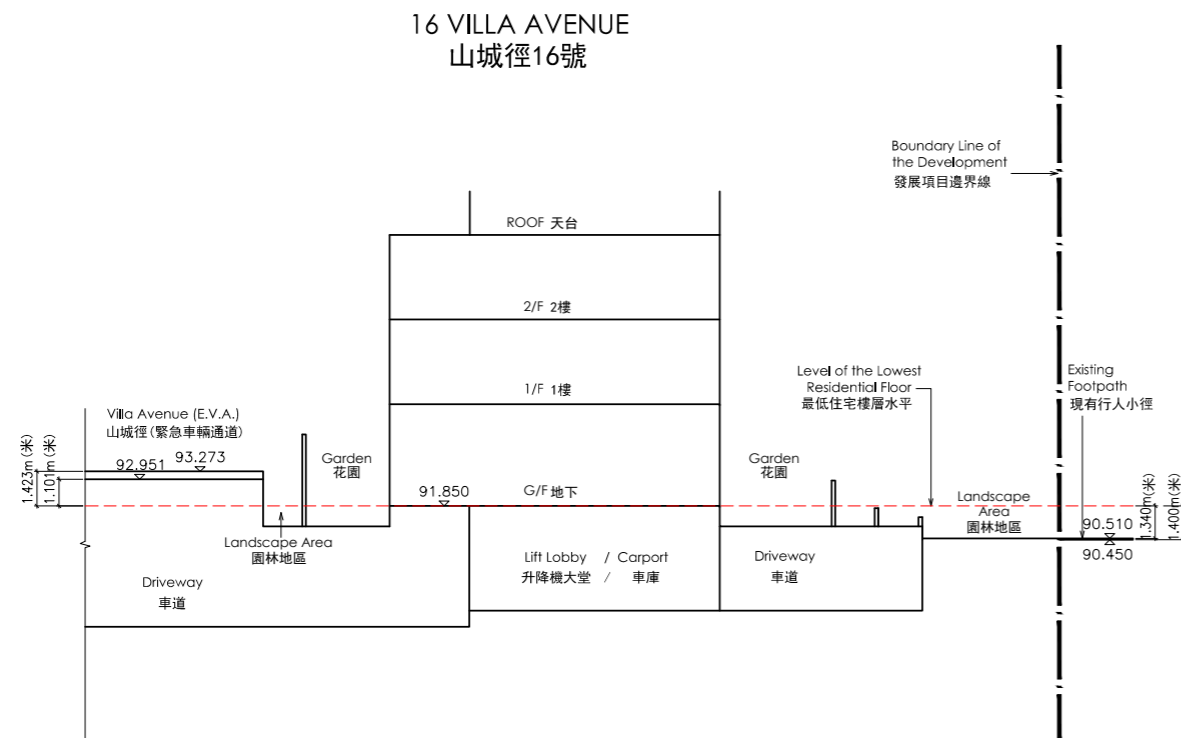
Legend 圖例:

1. ▽ denotes height in metres above Hong Kong Principal Datum (HKPD).
2. E.V.A. denotes Emergency Vehicular Access.

1. ▽ 代表香港主水平基準以上高度 (米)。
2. E.V.A. 代表緊急車輛通道。



CROSS-SECTION PLAN OF BUILDING IN THE DEVELOPMENT
發展項目中的建築物的橫截面圖



CROSS SECTION PLAN V16
橫截面圖V16

The part of Villa Avenue (E.V.A.) adjacent to the building (16 Villa Avenue) is 92.951 metres to 93.273 metres above the Hong Kong Principal Datum.

The part of Existing Footpath adjacent to the building (16 Villa Avenue) is 90.450 metres to 90.510 metres above the Hong Kong Principal Datum.

毗連建築物(山城徑16號)的一段山城徑(緊急車輛通道)為香港主水平基準以上92.951米至93.273米。

毗連建築物(山城徑16號)的一段現有行人小徑為香港主水平基準以上90.450米至90.510米。

Legend 圖例:

1. ▽ denotes height in metres above Hong Kong Principal Datum (HKPD).
2. E.V.A. denotes Emergency Vehicular Access.

1. ▽ 代表香港主水平基準以上高度 (米)。
2. E.V.A. 代表緊急車輛通道。

The part of Villa Avenue (E.V.A.) adjacent to the building (17 Villa Avenue) is 92.647 metres to 92.951 metres above the Hong Kong Principal Datum.

The part of Existing Footpath adjacent to the building (17 Villa Avenue) is 90.420 metres above the Hong Kong Principal Datum.

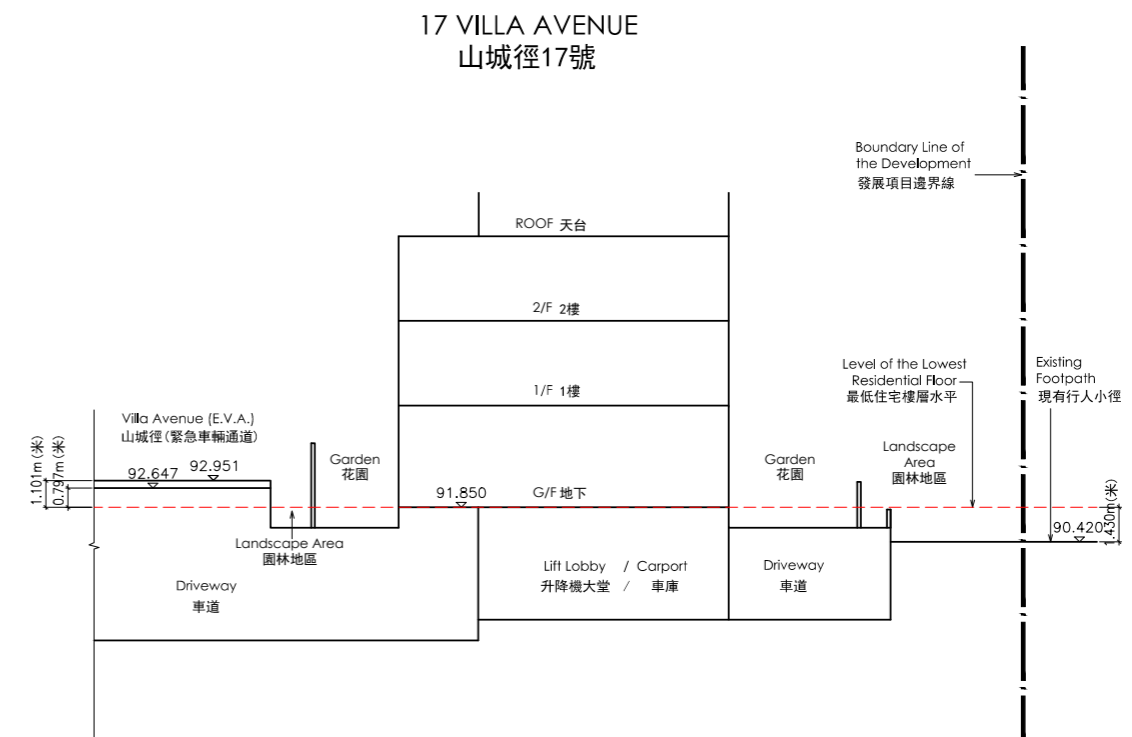
毗連建築物(山城徑17號)的一段山城徑(緊急車輛通道)為香港主水平基準以上92.647米至92.951米。

毗連建築物(山城徑17號)的一段現有行人小徑為香港主水平基準以上90.420米。

Legend 圖例:

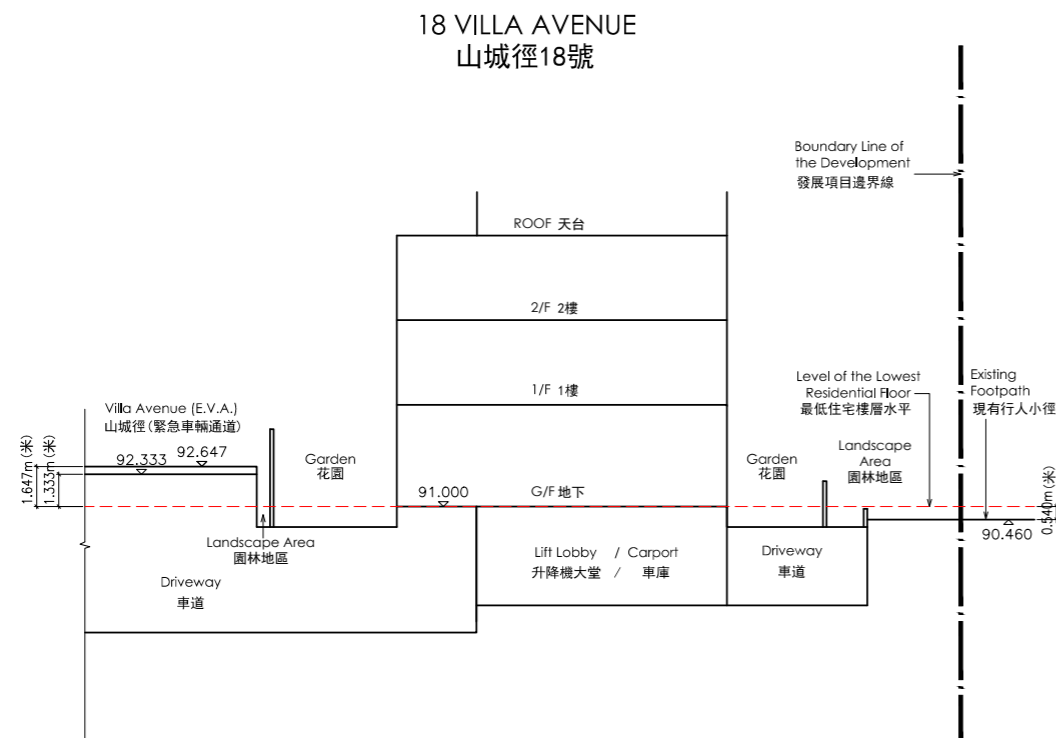
1. ▽ denotes height in metres above Hong Kong Principal Datum (HKPD).
2. E.V.A. denotes Emergency Vehicular Access.

1. ▽ 代表香港主水平基準以上高度 (米)。
2. E.V.A. 代表緊急車輛通道。



CROSS SECTION PLAN V17
橫截面圖V17

CROSS-SECTION PLAN OF BUILDING IN THE DEVELOPMENT 發展項目中的建築物的橫截面圖



CROSS SECTION PLAN V18
橫截面圖V18

The part of Villa Avenue (E.V.A.) adjacent to the building (18 Villa Avenue) is 92.333 metres to 92.647 metres above the Hong Kong Principal Datum.

The part of Existing Footpath adjacent to the building (18 Villa Avenue) is 90.460 metres above the Hong Kong Principal Datum.

毗連建築物(山城徑18號)的一段山城徑(緊急車輛通道)為香港主水平基準以上92.333米至92.647米。

毗連建築物(山城徑18號)的一段現有行人小徑為香港主水平基準以上90.460米。

Legend 圖例:

1. ▽ denotes height in metres above Hong Kong Principal Datum (HKPD).
2. E.V.A. denotes Emergency Vehicular Access.

1. ▽ 代表香港主水平基準以上高度(米)。
2. E.V.A. 代表緊急車輛通道。

The part of Villa Avenue (E.V.A.) adjacent to the building (19 Villa Avenue) is 92.048 metres to 92.333 metres above the Hong Kong Principal Datum.

The part of Existing Footpath adjacent to the building (19 Villa Avenue) is 90.190 metres above the Hong Kong Principal Datum.

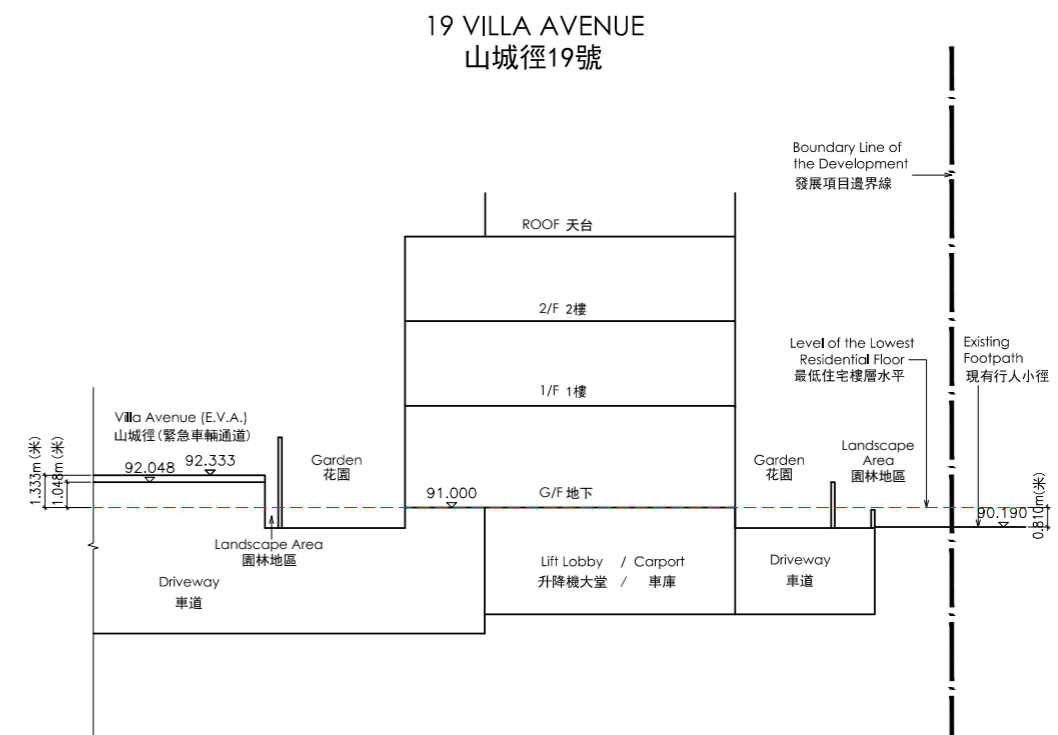
毗連建築物(山城徑19號)的一段山城徑(緊急車輛通道)為香港主水平基準以上92.048米至92.333米。

毗連建築物(山城徑19號)的一段現有行人小徑為香港主水平基準以上90.190米。

Legend 圖例:

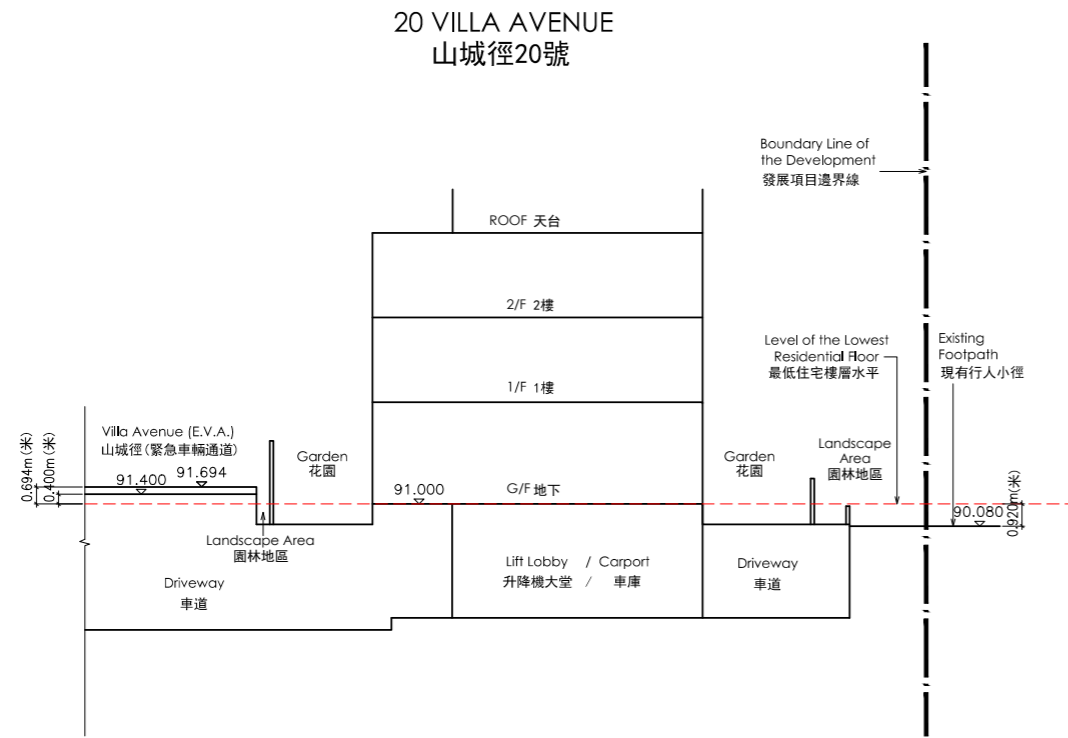
1. ▽ denotes height in metres above Hong Kong Principal Datum (HKPD).
2. E.V.A. denotes Emergency Vehicular Access.

1. ▽ 代表香港主水平基準以上高度(米)。
2. E.V.A. 代表緊急車輛通道。



CROSS SECTION PLAN V19
橫截面圖V19

CROSS-SECTION PLAN OF BUILDING IN THE DEVELOPMENT
發展項目中的建築物的橫截面圖



CROSS SECTION PLAN V20
橫截面圖V20

The part of Villa Avenue (E.V.A.) adjacent to the building (20 Villa Avenue) is 91.400 metres to 91.694 metres above the Hong Kong Principal Datum.

The part of Existing Footpath adjacent to the building (20 Villa Avenue) is 90.080 metres above the Hong Kong Principal Datum.

毗連建築物(山城徑20號)的一段山城徑(緊急車輛通道)為香港主水平基準以上91.400米至91.694米。

毗連建築物(山城徑20號)的一段現有行人小徑為香港主水平基準以上90.080米。

Legend 圖例:

- ▽ denotes height in metres above Hong Kong Principal Datum (HKPD).
- E.V.A. denotes Emergency Vehicular Access.

- ▽ 代表香港主水平基準以上高度(米)。
- E.V.A. 代表緊急車輛通道。

The part of Villa Avenue (E.V.A.) adjacent to the building (21 Villa Avenue) is 91.401 metres to 91.694 metres above the Hong Kong Principal Datum.

The part of Existing Footpath adjacent to the building (21 Villa Avenue) is 90.020 metres above the Hong Kong Principal Datum.

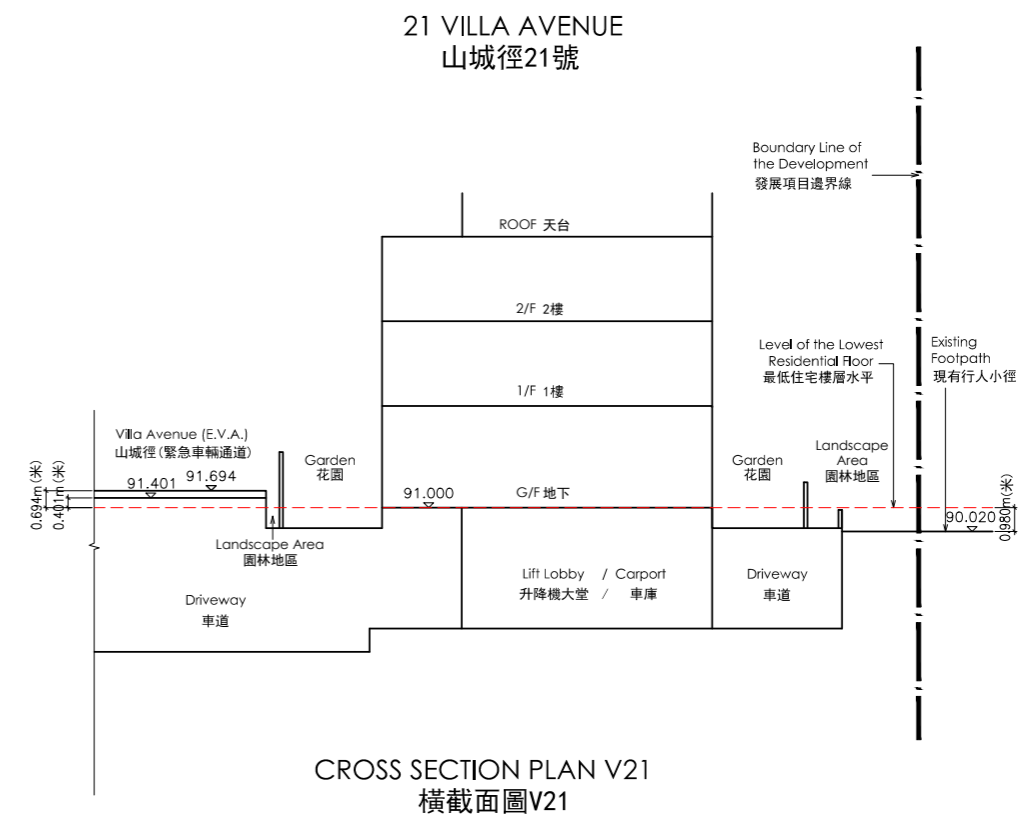
毗連建築物(山城徑21號)的一段山城徑(緊急車輛通道)為香港主水平基準以上91.401米至91.694米。

毗連建築物(山城徑21號)的一段現有行人小徑為香港主水平基準以上90.020米。

Legend 圖例:

- ▽ denotes height in metres above Hong Kong Principal Datum (HKPD).
- E.V.A. denotes Emergency Vehicular Access.

- ▽ 代表香港主水平基準以上高度(米)。
- E.V.A. 代表緊急車輛通道。



CROSS SECTION PLAN V21
橫截面圖V21

CROSS-SECTION PLAN OF BUILDING IN THE DEVELOPMENT 發展項目中的建築物的橫截面圖

The part of Villa Avenue (E.V.A.) adjacent to the building (22 Villa Avenue) is 91.099 metres to 91.401 metres above the Hong Kong Principal Datum.

The part of Existing Footpath adjacent to the building (22 Villa Avenue) is 89.910 metres above the Hong Kong Principal Datum.

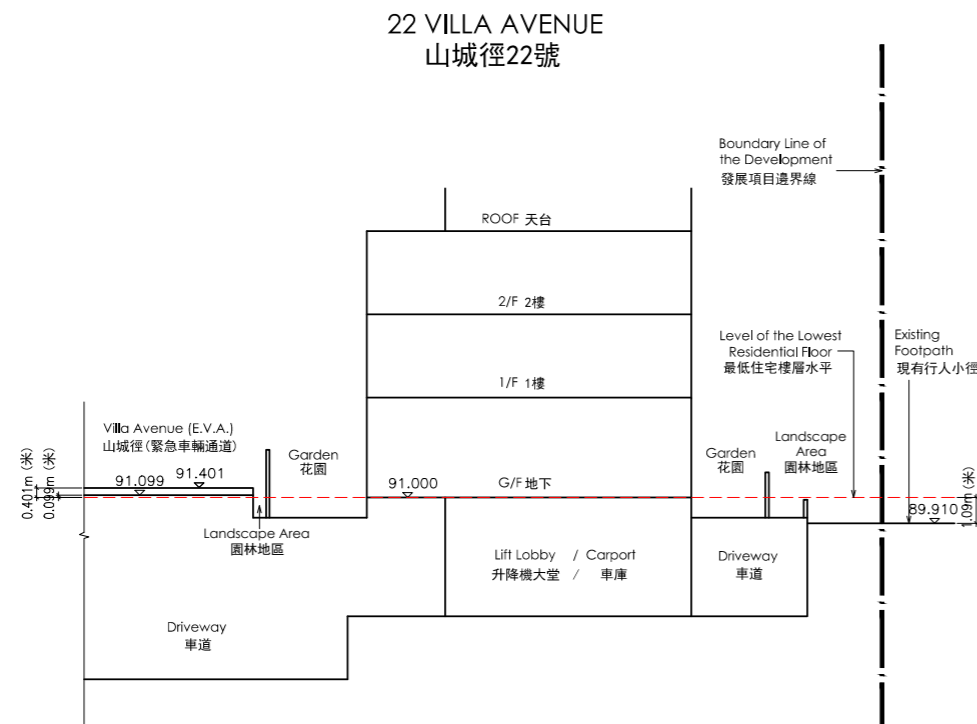
毗連建築物(山城徑22號)的一段山城徑(緊急車輛通道)為香港主水平基準以上91.099米至91.401米。

毗連建築物(山城徑22號)的一段現有行人小徑為香港主水平基準以上89.910米。

Legend 圖例:

- ▽ denotes height in metres above Hong Kong Principal Datum (HKPD).
- E.V.A. denotes Emergency Vehicular Access.

- ▽ 代表香港主水平基準以上高度(米)。
- E.V.A. 代表緊急車輛通道。



CROSS SECTION PLAN V22
橫截面圖V22

The part of Villa Avenue (E.V.A.) adjacent to the building (23 Villa Avenue) is 90.230 metres to 90.780 metres above the Hong Kong Principal Datum.

The part of Lo Fai Road adjacent to the building (23 Villa Avenue) is 86.700 metres to 87.200 metres above the Hong Kong Principal Datum.

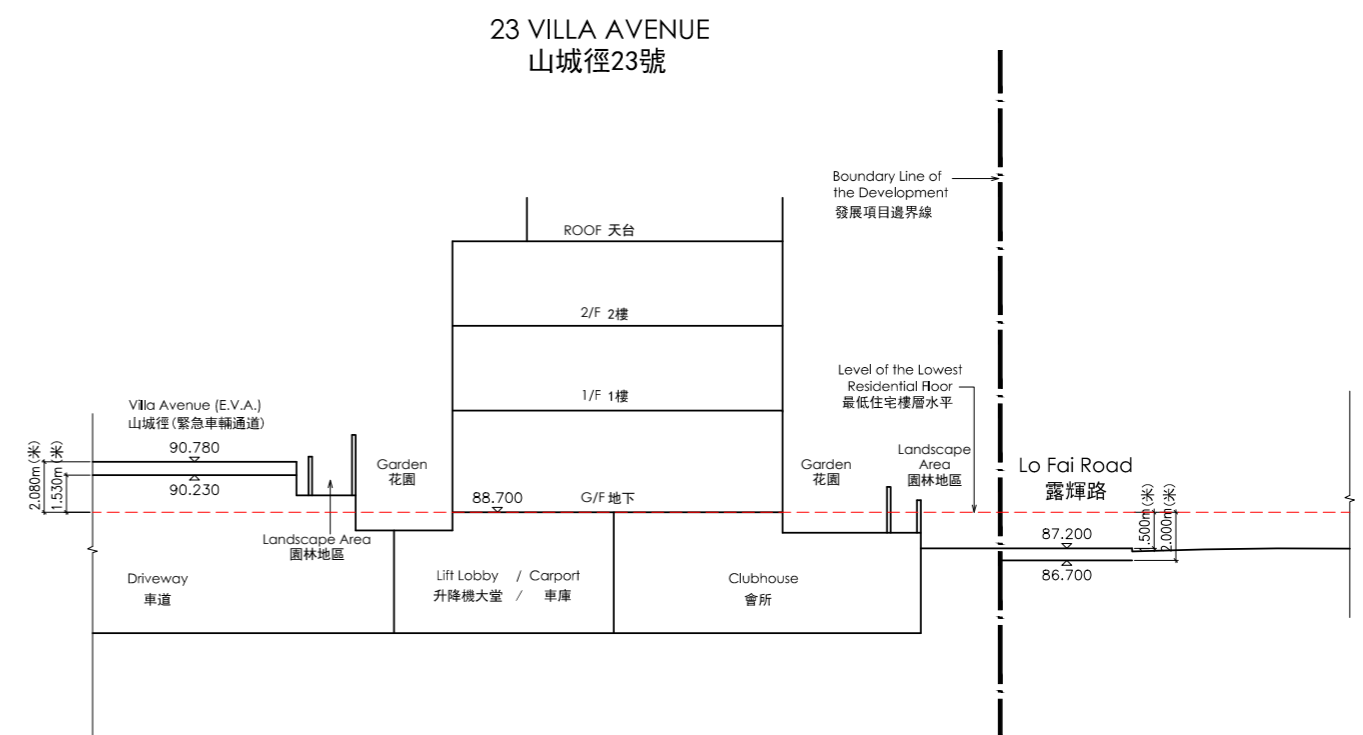
毗連建築物(山城徑23號)的一段山城徑(緊急車輛通道)為香港主水平基準以上90.230米至90.780米。

毗連建築物(山城徑23號)的一段露輝路為香港主水平基準以上86.700米至87.200米。

Legend 圖例:

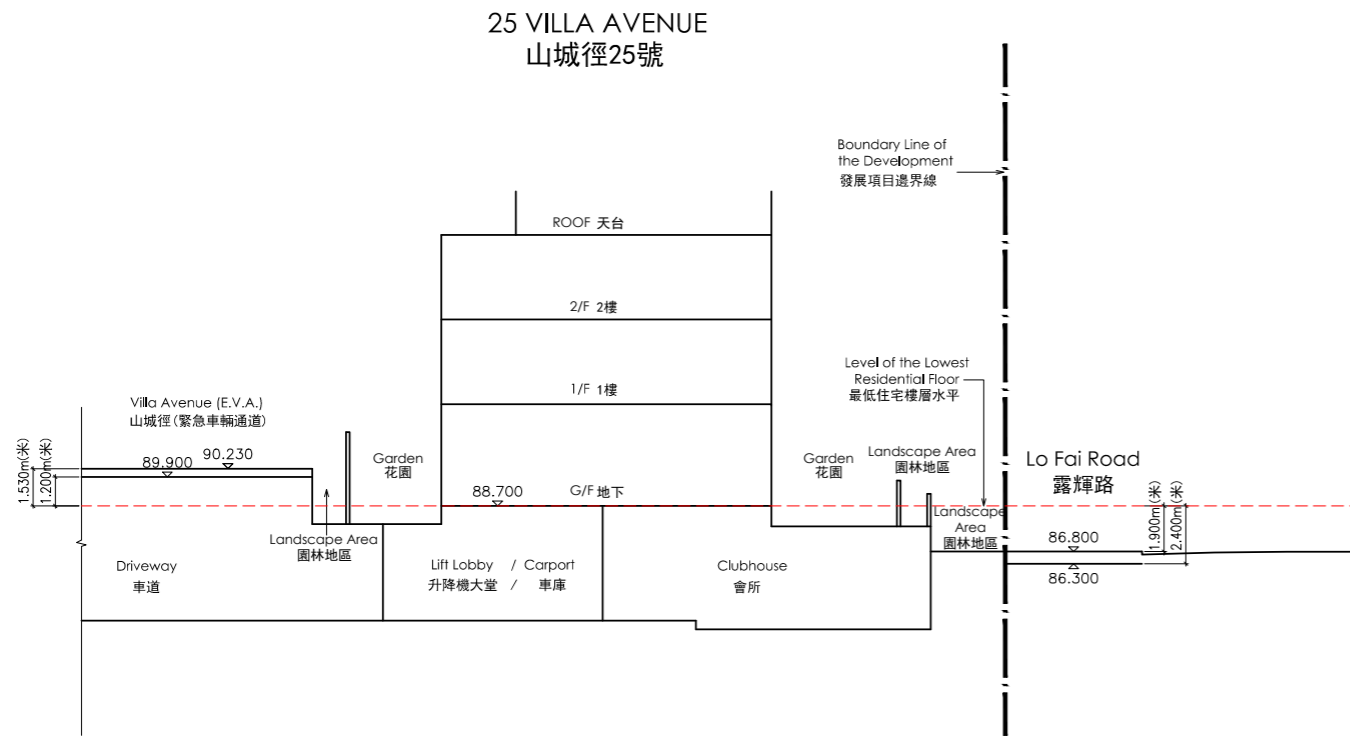
- ▽ denotes height in metres above Hong Kong Principal Datum (HKPD).
- E.V.A. denotes Emergency Vehicular Access.

- ▽ 代表香港主水平基準以上高度(米)。
- E.V.A. 代表緊急車輛通道。



CROSS SECTION PLAN V23
橫截面圖V23

CROSS-SECTION PLAN OF BUILDING IN THE DEVELOPMENT
發展項目中的建築物的橫截面圖



CROSS SECTION PLAN V25
橫截面圖V25

The part of Villa Avenue (E.V.A.) adjacent to the building (25 Villa Avenue) is 89.900 metres to 90.230 metres above the Hong Kong Principal Datum.

The part of Lo Fai Road adjacent to the building (25 Villa Avenue) is 86.300 metres to 86.800 metres above the Hong Kong Principal Datum.

毗連建築物(山城徑25號)的一段山城徑(緊急車輛通道)為香港主水平基準以上89.900米至90.230米。

毗連建築物(山城徑25號)的一段露輝路為香港主水平基準以上86.300米至86.800米。

Legend 圖例:

1. ▽ denotes height in metres above Hong Kong Principal Datum (HKPD).
2. E.V.A. denotes Emergency Vehicular Access.

1. ▽ 代表香港主水平基準以上高度(米)。
2. E.V.A. 代表緊急車輛通道。

The part of Villa Avenue (E.V.A.) adjacent to the building (26 Villa Avenue) is 89.690 metres to 89.900 metres above the Hong Kong Principal Datum.

The part of Lo Fai Road adjacent to the building (26 Villa Avenue) is 86.000 metres to 86.400 metres above the Hong Kong Principal Datum.

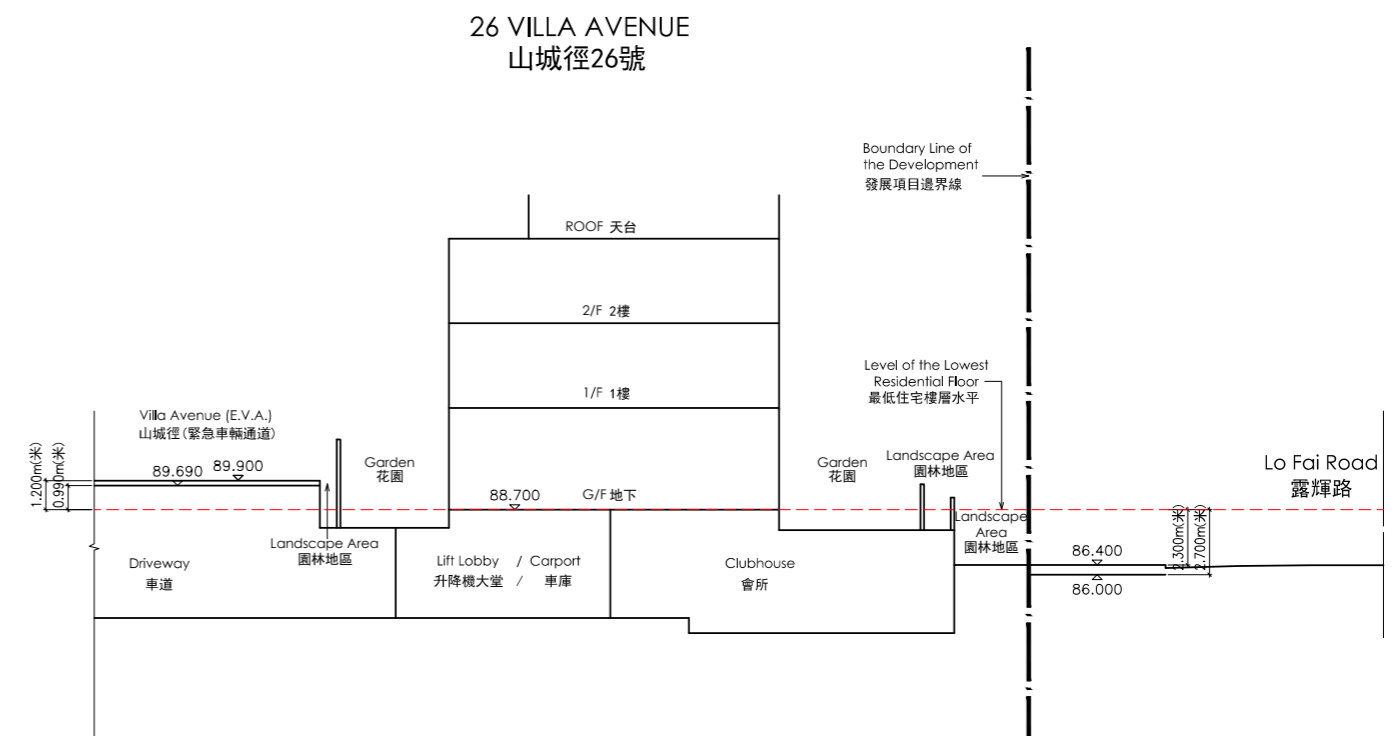
毗連建築物(山城徑26號)的一段山城徑(緊急車輛通道)為香港主水平基準以上89.690米至89.900米。

毗連建築物(山城徑26號)的一段露輝路為香港主水平基準以上86.000米至86.400米。

Legend 圖例:

1. ▽ denotes height in metres above Hong Kong Principal Datum (HKPD).
2. E.V.A. denotes Emergency Vehicular Access.

1. ▽ 代表香港主水平基準以上高度(米)。
2. E.V.A. 代表緊急車輛通道。



CROSS SECTION PLAN V26
橫截面圖V26

CROSS-SECTION PLAN OF BUILDING IN THE DEVELOPMENT 發展項目中的建築物的橫截面圖

The part of Villa Avenue (E.V.A.) adjacent to the building (27 Villa Avenue) is 89.600 metres to 89.690 metres above the Hong Kong Principal Datum.

The part of Lo Fai Road adjacent to the building (27 Villa Avenue) is 85.500 metres to 86.000 metres above the Hong Kong Principal Datum.

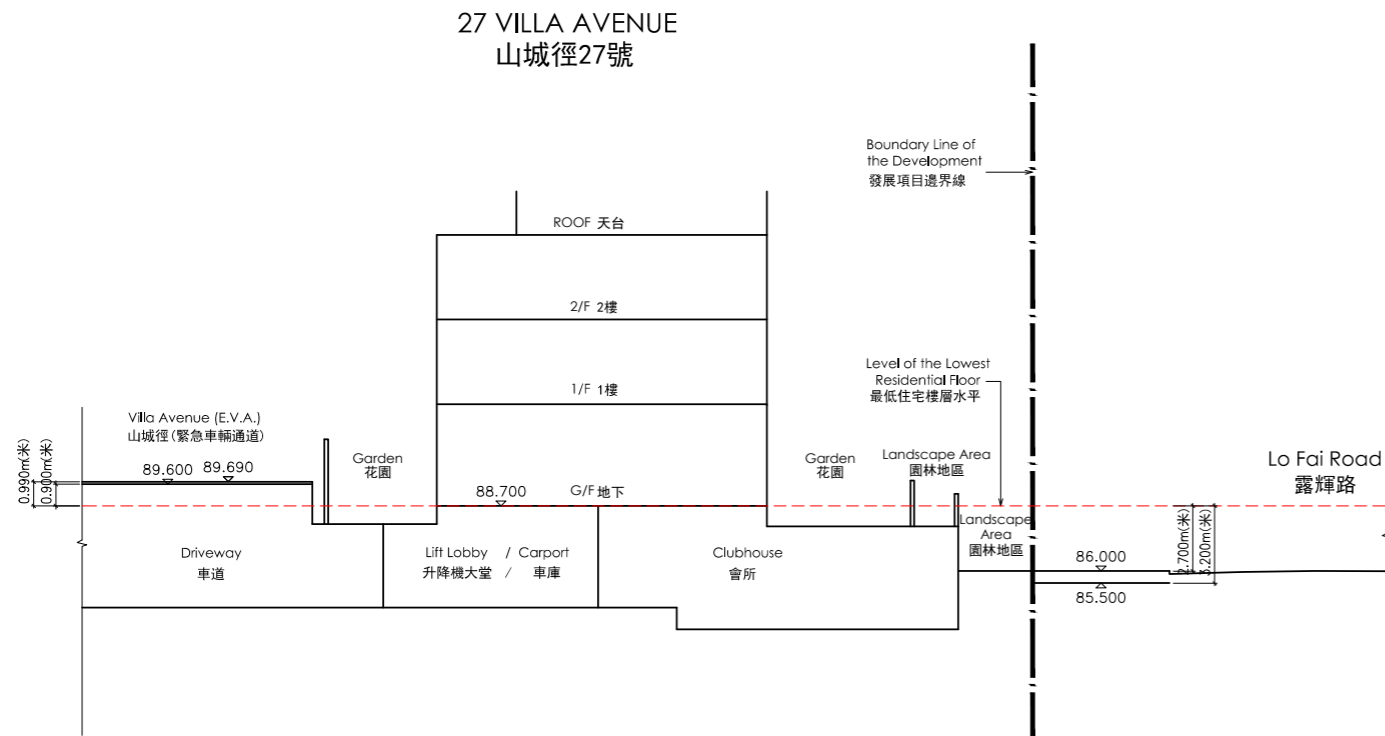
毗連建築物(山城徑27號)的一段山城徑(緊急車輛通道)為香港主水平基準以上89.600米至89.690米。

毗連建築物(山城徑27號)的一段露輝路為香港主水平基準以上85.500米至86.000米。

Legend 圖例:

- ▽ denotes height in metres above Hong Kong Principal Datum (HKPD).
- E.V.A. denotes Emergency Vehicular Access.

- ▽ 代表香港主水平基準以上高度 (米)。
- E.V.A. 代表緊急車輛通道。



CROSS SECTION PLAN V27
橫截面圖V27

The part of Villa Avenue (E.V.A.) adjacent to the building (28 Villa Avenue) is 89.600 metres above the Hong Kong Principal Datum.

The part of Lo Fai Road adjacent to the building (28 Villa Avenue) is 85.000 metres to 85.500 metres above the Hong Kong Principal Datum.

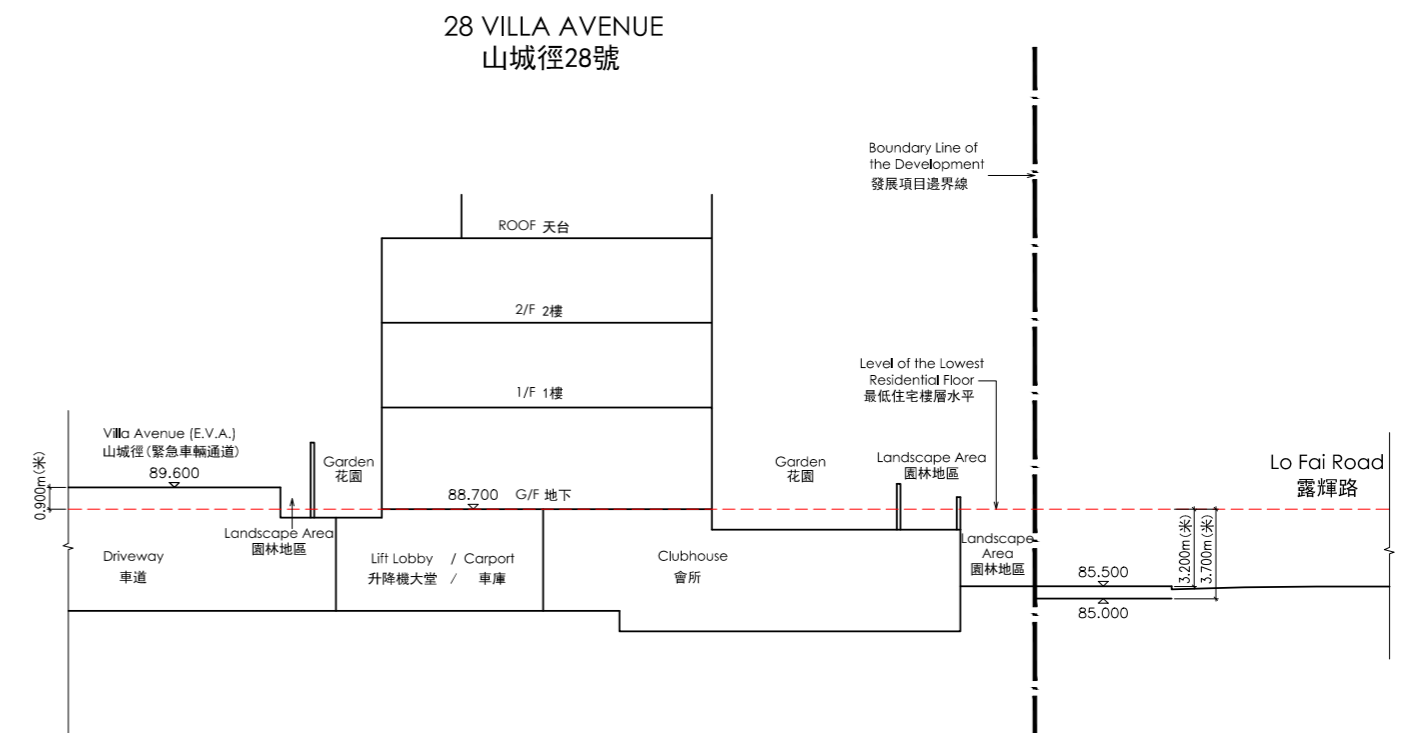
毗連建築物(山城徑28號)的一段山城徑(緊急車輛通道)為香港主水平基準以上89.600米。

毗連建築物(山城徑28號)的一段露輝路為香港主水平基準以上85.000米至85.500米。

Legend 圖例:

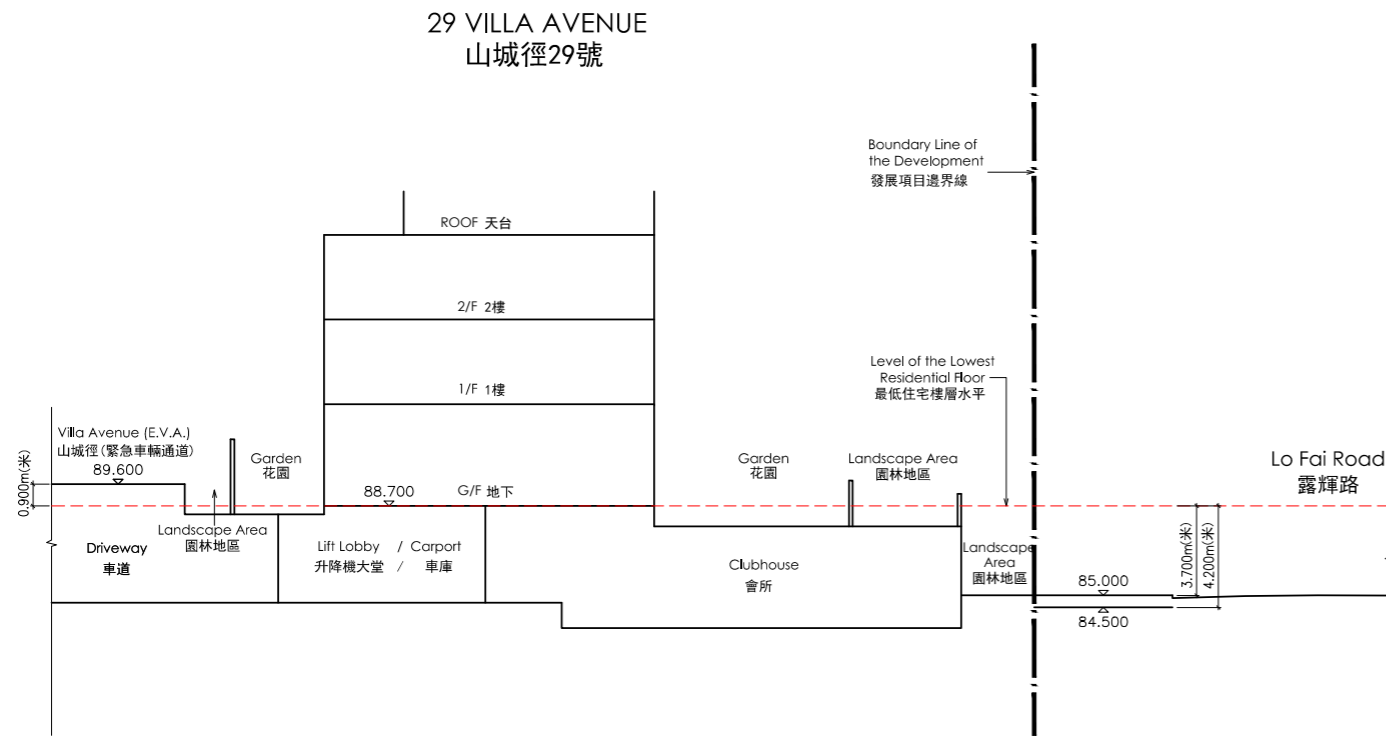
- ▽ denotes height in metres above Hong Kong Principal Datum (HKPD).
- E.V.A. denotes Emergency Vehicular Access.

- ▽ 代表香港主水平基準以上高度 (米)。
- E.V.A. 代表緊急車輛通道。



CROSS SECTION PLAN V28
橫截面圖V28

CROSS-SECTION PLAN OF BUILDING IN THE DEVELOPMENT
發展項目中的建築物的橫截面圖



CROSS SECTION PLAN V29
橫截面圖V29

The part of Villa Avenue (E.V.A.) adjacent to the building (29 Villa Avenue) is 89.600 metres above the Hong Kong Principal Datum.

The part of Lo Fai Road adjacent to the building (29 Villa Avenue) is 84.500 metres to 85.000 metres above the Hong Kong Principal Datum.

毗連建築物(山城徑29號)的一段山城徑(緊急車輛通道)為香港主水平基準以上89.600米。

毗連建築物(山城徑29號)的一段露輝路為香港主水平基準以上84.500米至85.000米。

Legend 圖例:

1. ▽ denotes height in metres above Hong Kong Principal Datum (HKPD).
2. E.V.A. denotes Emergency Vehicular Access.

1. ▽ 代表香港主水平基準以上高度 (米)。
2. E.V.A. 代表緊急車輛通道。

The part of Villa Avenue (E.V.A.) adjacent to the building (30 Villa Avenue) is 89.600 metres above the Hong Kong Principal Datum.

The part of Lo Fai Road adjacent to the building (30 Villa Avenue) is 84.000 metres to 84.500 metres above the Hong Kong Principal Datum.

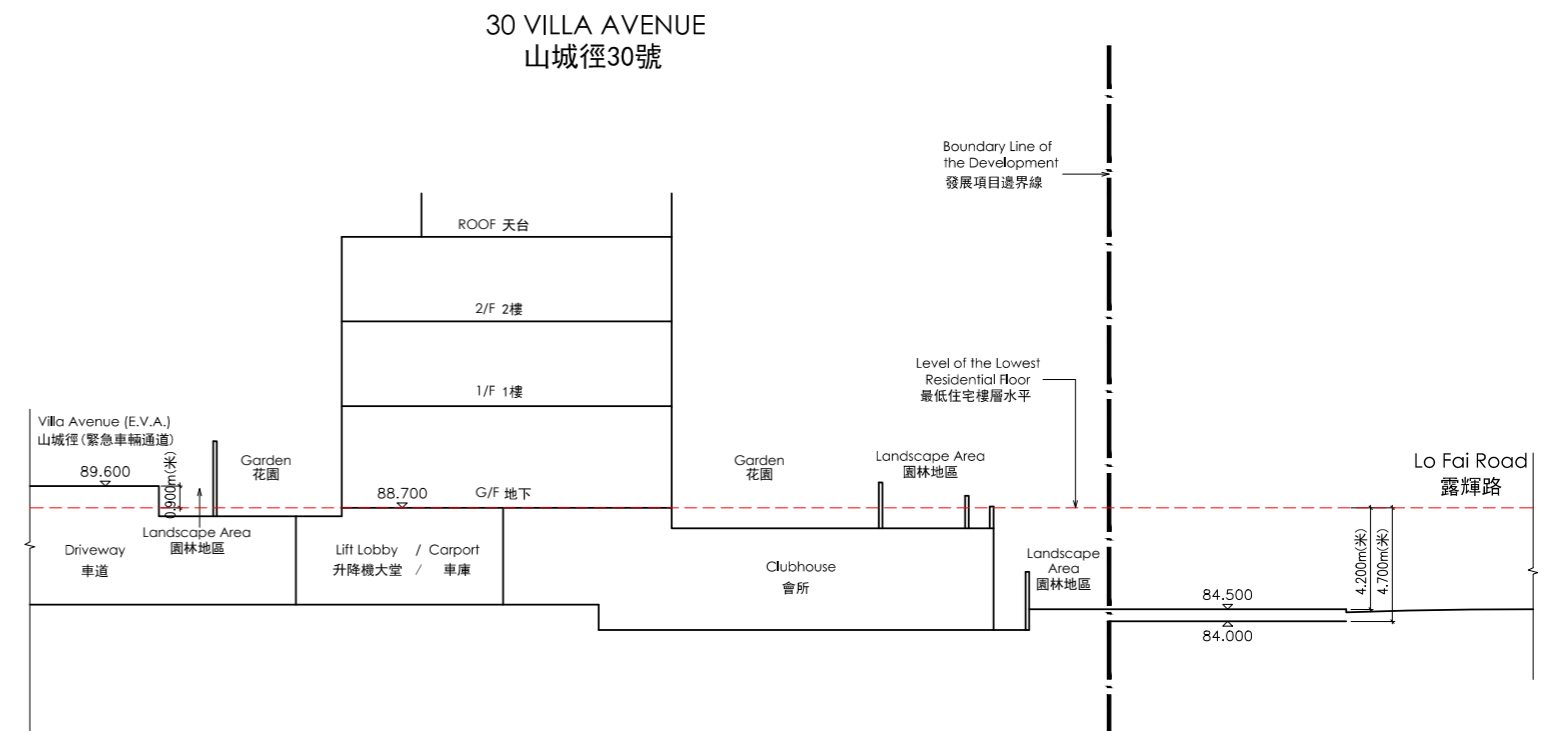
毗連建築物(山城徑30號)的一段山城徑(緊急車輛通道)為香港主水平基準以上89.600米。

毗連建築物(山城徑30號)的一段露輝路為香港主水平基準以上84.000米至84.500米。

Legend 圖例:

1. ▽ denotes height in metres above Hong Kong Principal Datum (HKPD).
2. E.V.A. denotes Emergency Vehicular Access.

1. ▽ 代表香港主水平基準以上高度 (米)。
2. E.V.A. 代表緊急車輛通道。



CROSS SECTION PLAN V30
橫截面圖V30

CROSS-SECTION PLAN OF BUILDING IN THE DEVELOPMENT
發展項目中的建築物的橫截面圖

The part of Lo Fai Road adjacent to the building (Tower 1) is 89.700 metres to 89.800 metres above the Hong Kong Principal Datum.

The part of Villa Avenue (E.V.A.) adjacent to the building (Tower 1) is 95.000 metres to 95.900 metres above the Hong Kong Principal Datum.

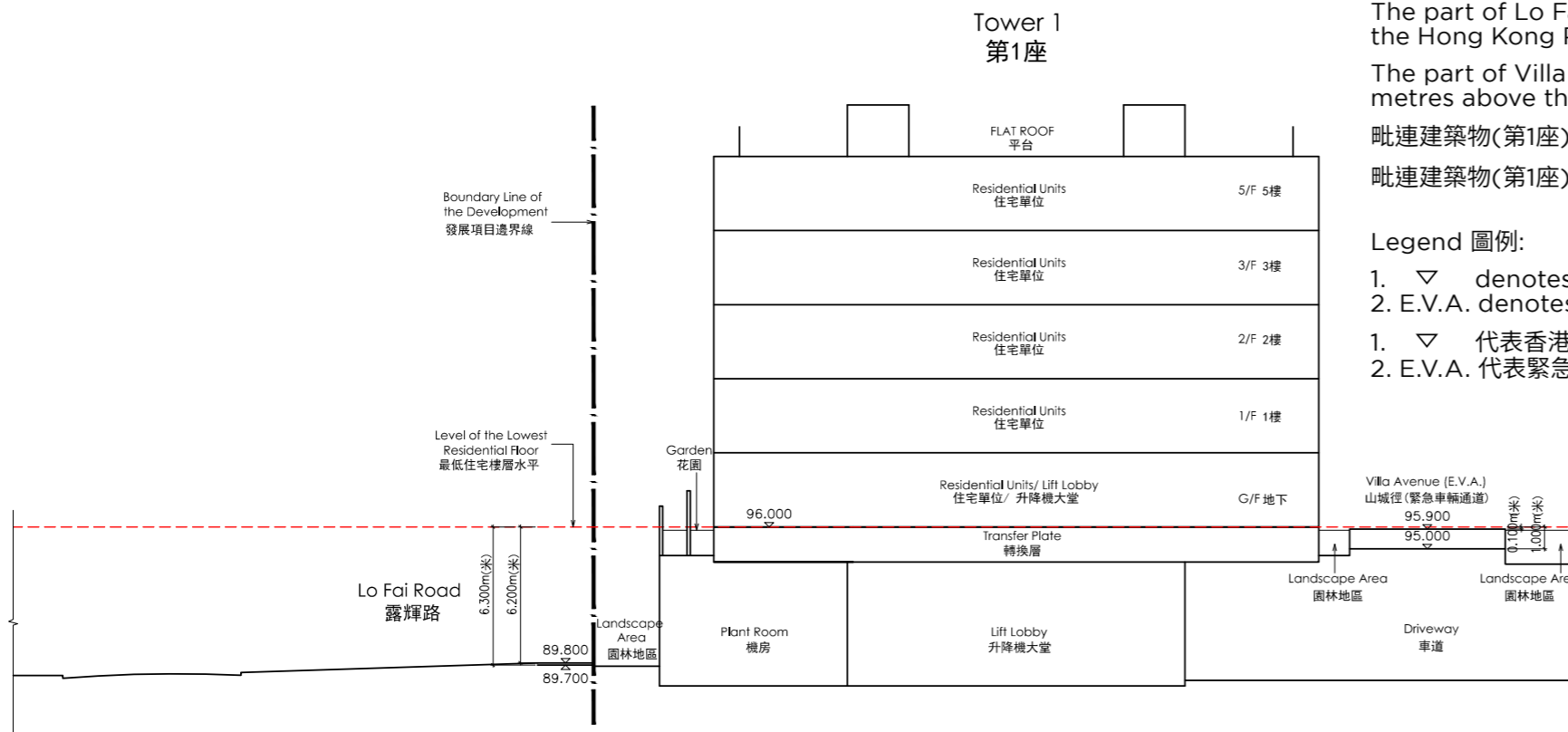
毗連建築物(第1座)的一段露輝路為香港主水平基準以上89.700米至89.800米。

毗連建築物(第1座)的一段山城徑(緊急車輛通道)為香港主水平基準以上95.000米至95.900米。

Legend 圖例:

- ▽ denotes height in metres above Hong Kong Principal Datum (HKPD).
- E.V.A. denotes Emergency Vehicular Access.

- ▽ 代表香港主水平基準以上高度(米)。
- E.V.A. 代表緊急車輛通道。



CROSS SECTION PLAN T1
橫截面圖T1

The part of Lo Fai Road adjacent to the building (Tower 2) is 89.540 metres to 89.700 metres above the Hong Kong Principal Datum.

The part of Villa Avenue (E.V.A.) adjacent to the building (Tower 2) is 93.729 metres to 94.852 metres above the Hong Kong Principal Datum.

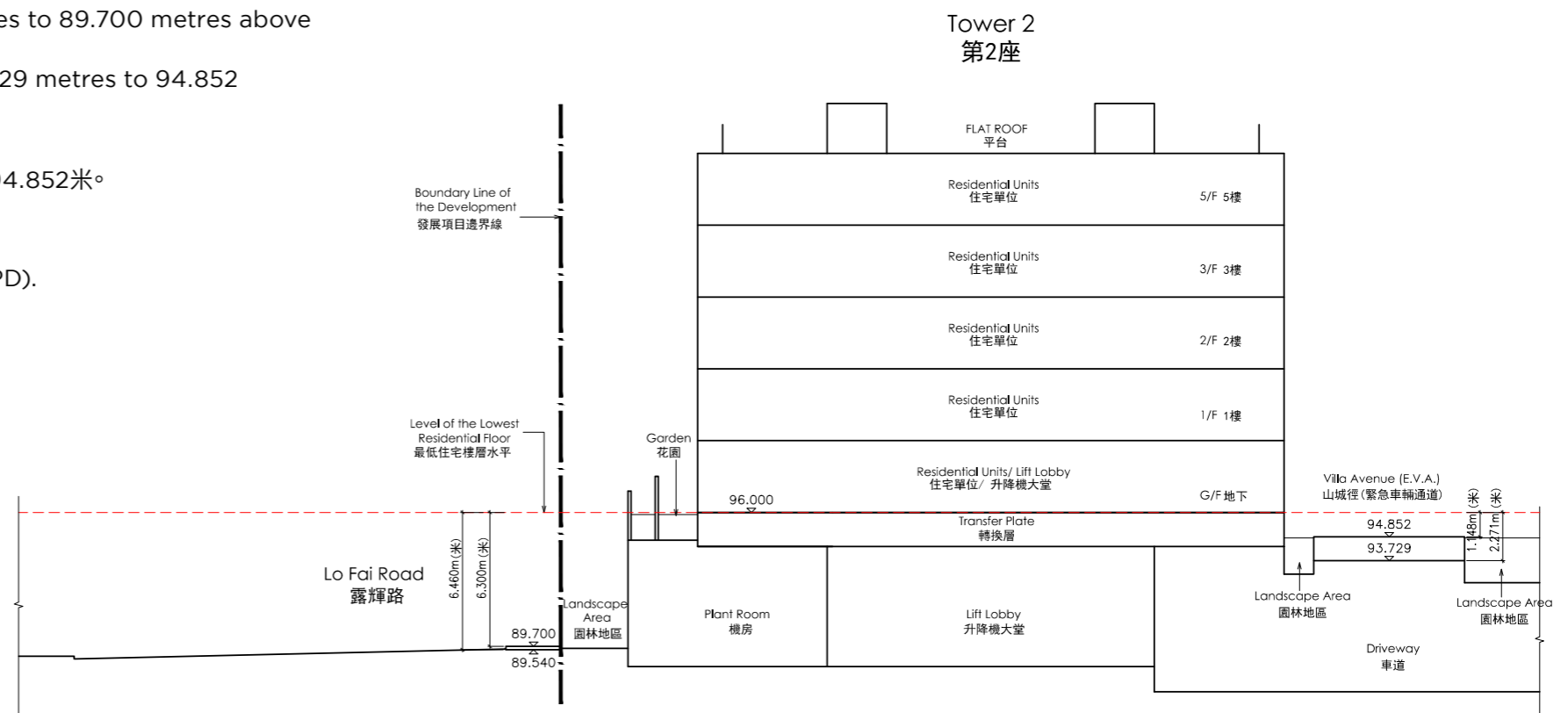
毗連建築物(第2座)的一段露輝路為香港主水平基準以上89.540米至89.700米。

毗連建築物(第2座)的一段山城徑(緊急車輛通道)為香港主水平基準以上93.729米至94.852米。

Legend 圖例:

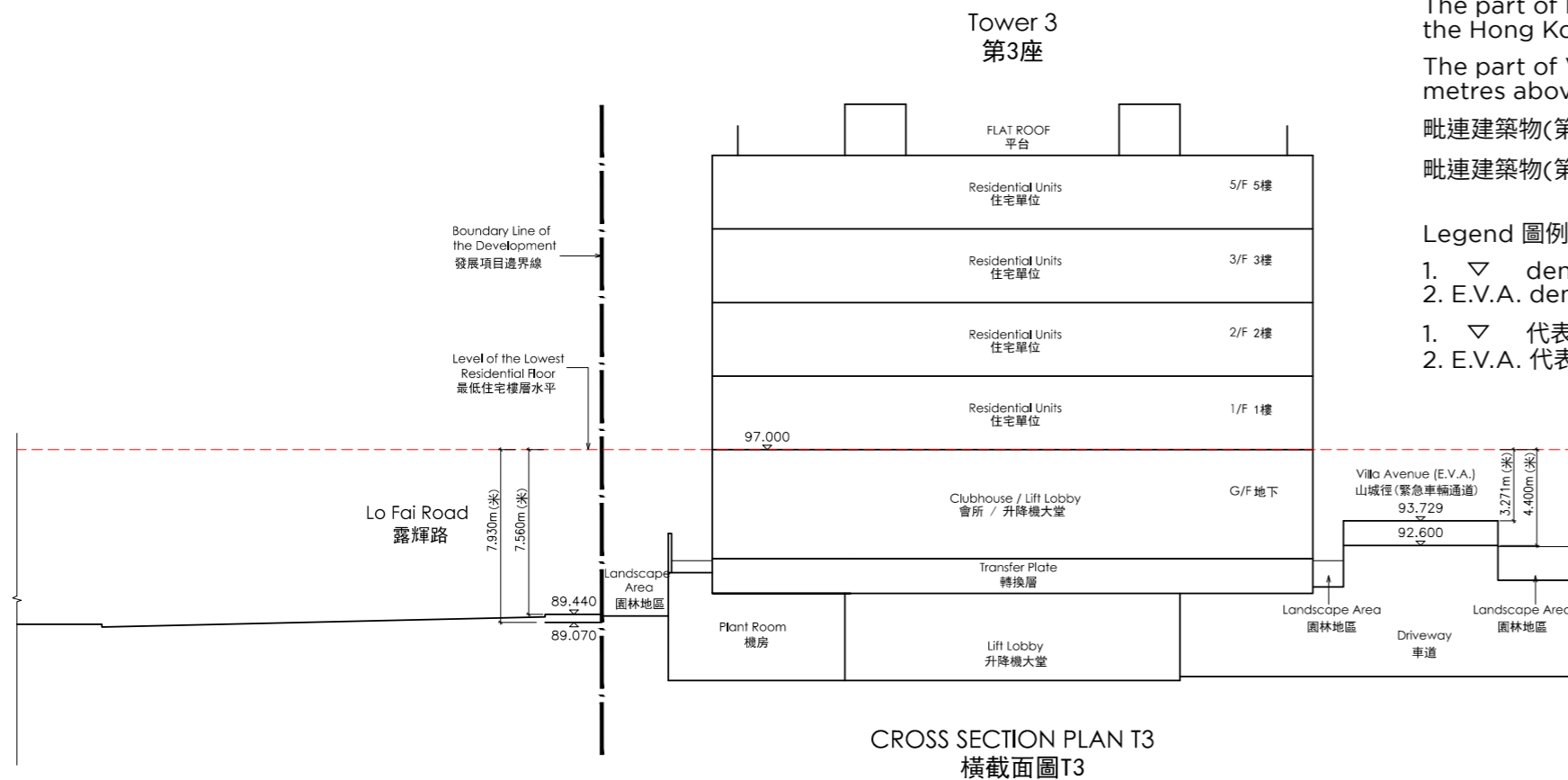
- ▽ denotes height in metres above Hong Kong Principal Datum (HKPD).
- E.V.A. denotes Emergency Vehicular Access.

- ▽ 代表香港主水平基準以上高度(米)。
- E.V.A. 代表緊急車輛通道。



CROSS SECTION PLAN T2
橫截面圖T2

CROSS-SECTION PLAN OF BUILDING IN THE DEVELOPMENT
發展項目中的建築物的橫截面圖



The part of Lo Fai Road adjacent to the building (Tower 3) is 89.070 metres to 89.440 metres above the Hong Kong Principal Datum.

The part of Villa Avenue (E.V.A.) adjacent to the building (Tower 3) is 92.600 metres to 93.729 metres above the Hong Kong Principal Datum.

毗連建築物(第3座)的一段露輝路為香港主水平基準以上89.070米至89.440米。

毗連建築物(第3座)的一段山城徑(緊急車輛通道)為香港主水平基準以上92.600米至93.729米。

Legend 圖例:

- ▽ denotes height in metres above Hong Kong Principal Datum (HKPD).
- E.V.A. denotes Emergency Vehicular Access.

- ▽ 代表香港主水平基準以上高度(米)。
- E.V.A. 代表緊急車輛通道。

The part of Lo Fai Road adjacent to the building (Tower 6) is 88.100 metres to 89.070 metres above the Hong Kong Principal Datum.

The part of Villa Avenue (E.V.A.) adjacent to the building (Tower 6) is 91.150 metres to 92.260 metres above the Hong Kong Principal Datum.

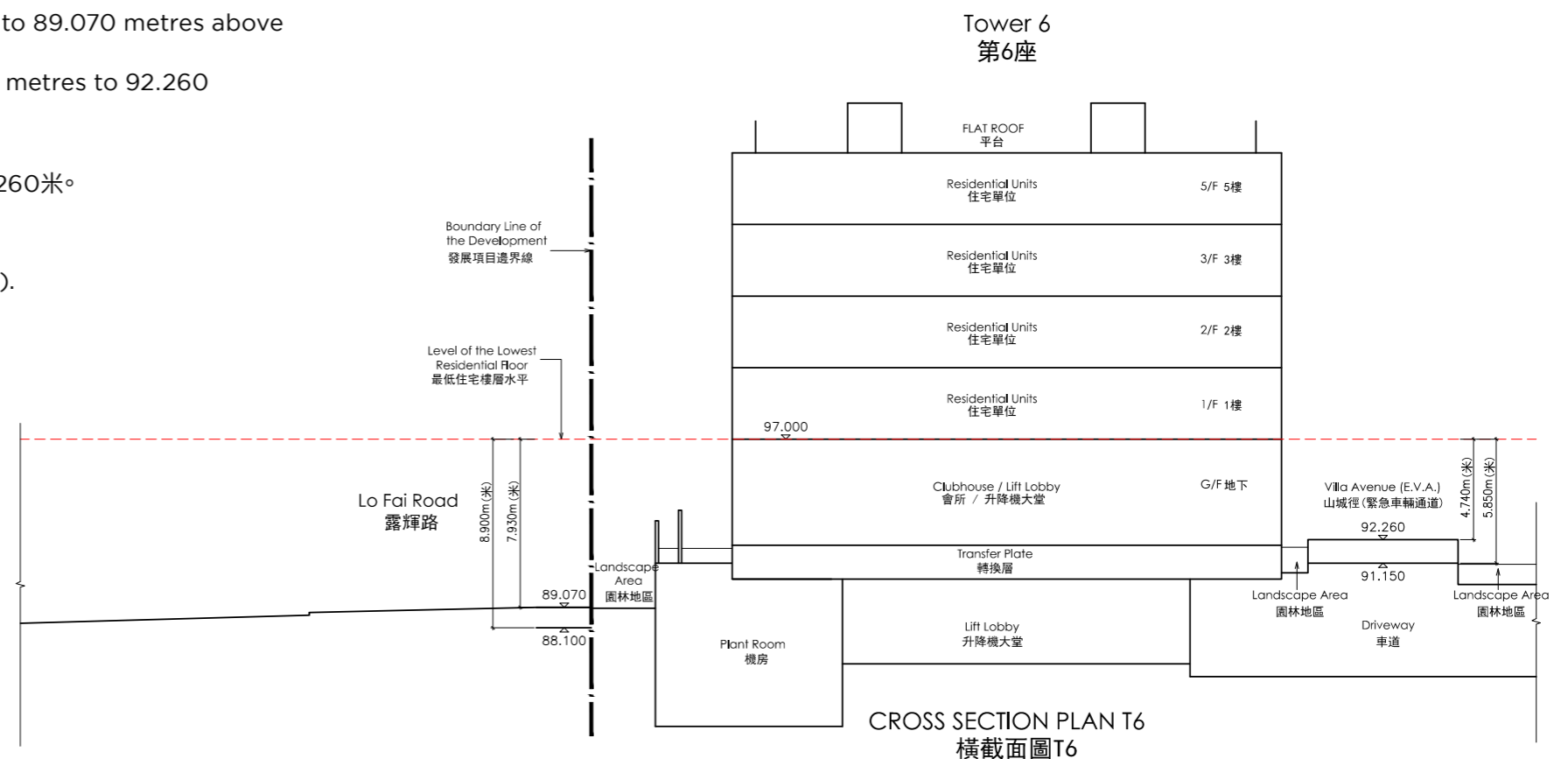
毗連建築物(第6座)的一段露輝路為香港主水平基準以上88.100米至89.070米。

毗連建築物(第6座)的一段山城徑(緊急車輛通道)為香港主水平基準以上91.150米至92.260米。

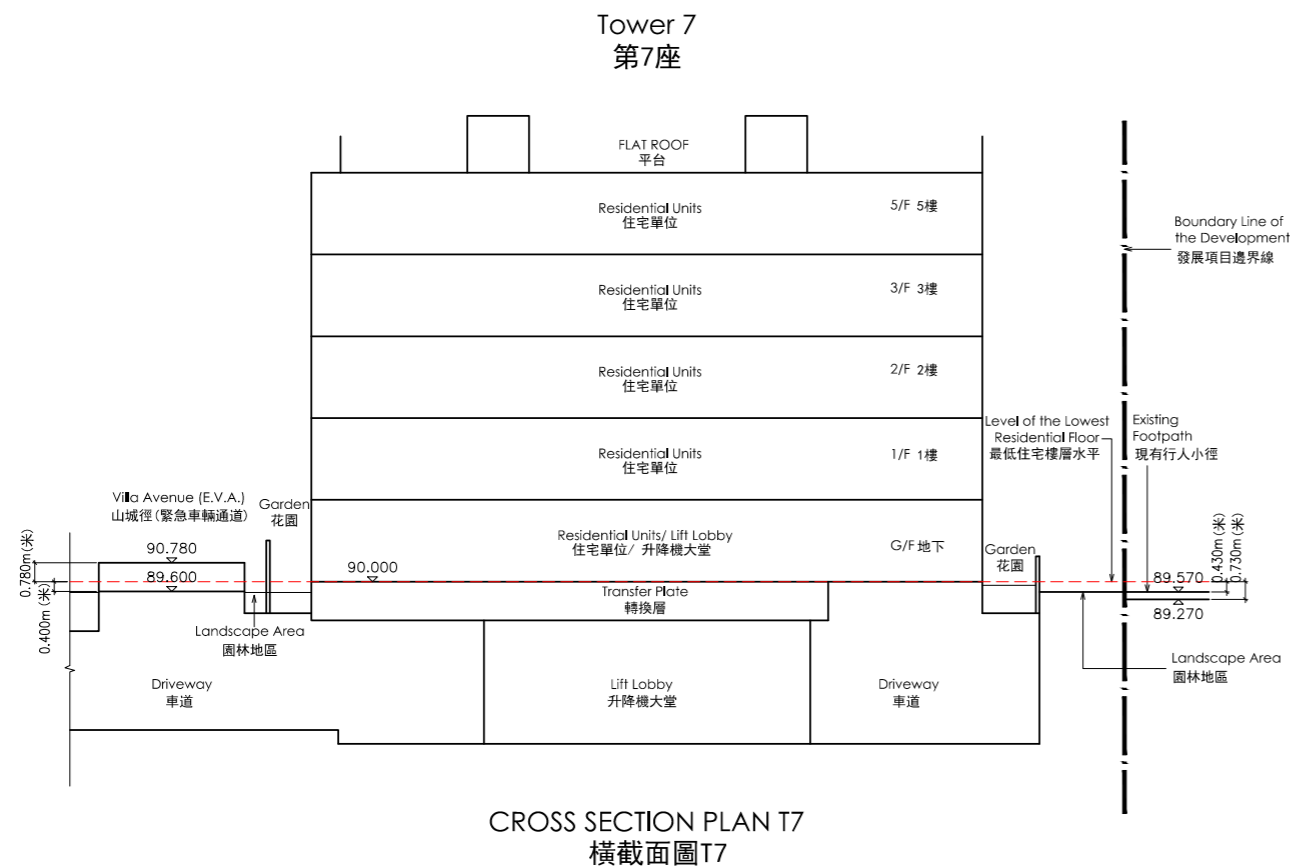
Legend 圖例:

- ▽ denotes height in metres above Hong Kong Principal Datum (HKPD).
- E.V.A. denotes Emergency Vehicular Access.

- ▽ 代表香港主水平基準以上高度(米)。
- E.V.A. 代表緊急車輛通道。



CROSS-SECTION PLAN OF BUILDING IN THE DEVELOPMENT 發展項目中的建築物的橫截面圖



The part of Villa Avenue (E.V.A.) adjacent to the building (Tower 7) is 89.600 metres to 90.780 metres above the Hong Kong Principal Datum.

The part of Existing Footpath adjacent to the building (Tower 7) is 89.270 metres to 89.570 metres above the Hong Kong Principal Datum.

毗連建築物(第7座)的一段山城徑(緊急車輛通道)為香港主水平基準以上89.600米至90.780米。

毗連建築物(第7座)的一段現有行人小徑為香港主水平基準以上89.270米至89.570米。

Legend 圖例:

1. ▽ denotes height in metres above Hong Kong Principal Datum (HKPD).
2. E.V.A. denotes Emergency Vehicular Access.

1. ▽ 代表香港主水平基準以上高度(米)。
2. E.V.A. 代表緊急車輛通道。

The part of Villa Avenue (E.V.A.) adjacent to the building (Tower 8) is 89.600 metres above the Hong Kong Principal Datum.

The part of Existing Footpath adjacent to the building (Tower 8) is 89.100 metres to 89.270 metres above the Hong Kong Principal Datum.

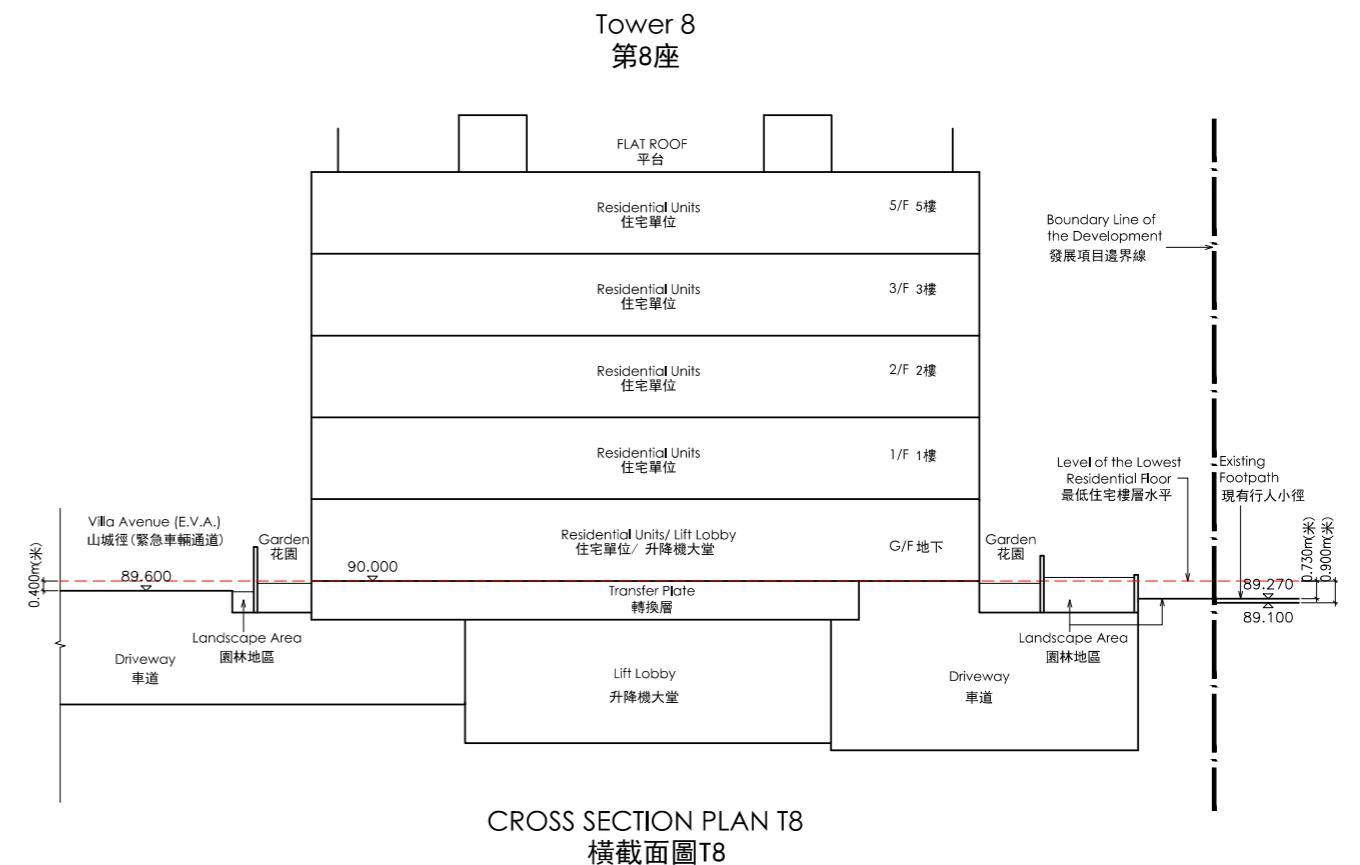
毗連建築物(第8座)的一段山城徑(緊急車輛通道)為香港主水平基準以上89.600米。

毗連建築物(第8座)的一段現有行人小徑為香港主水平基準以上89.100米至89.270米。

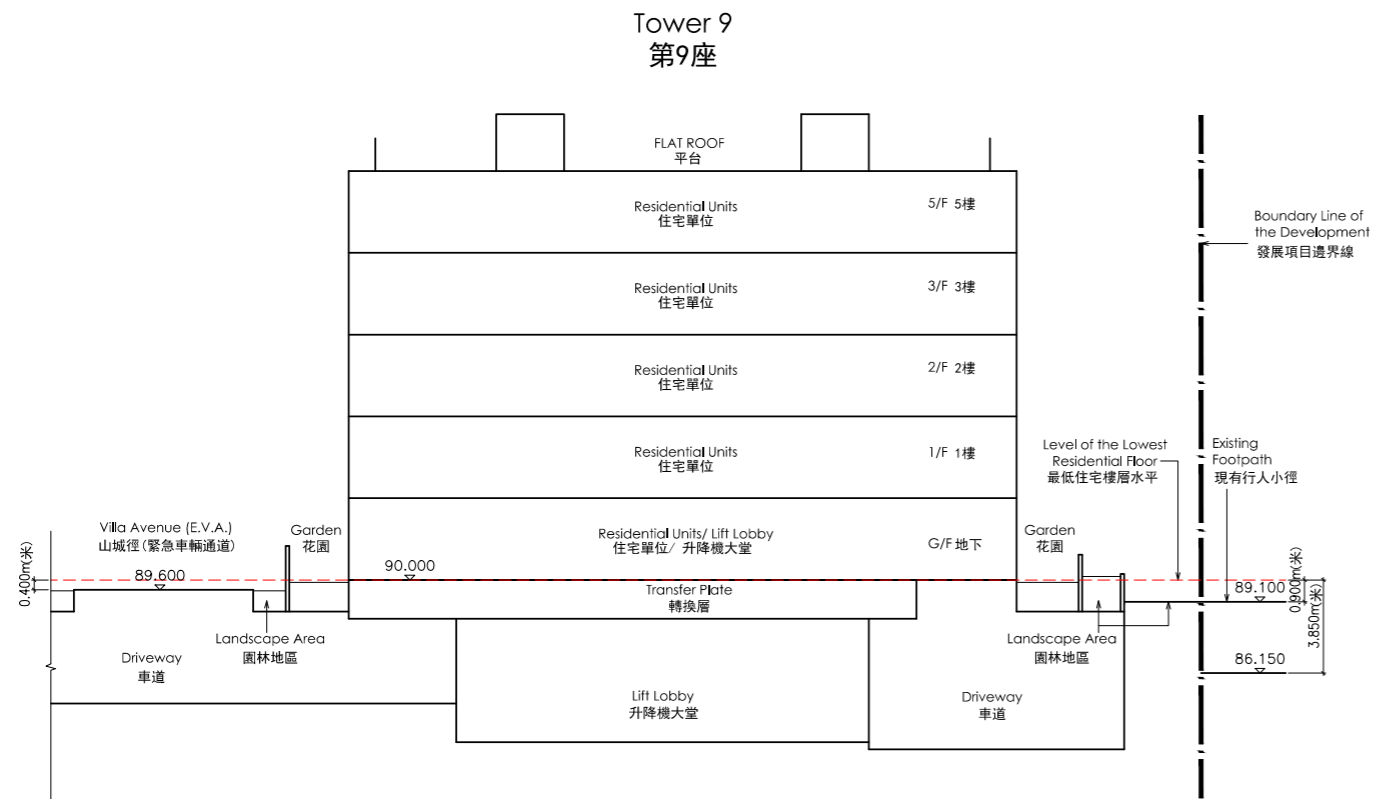
Legend 圖例:

1. ▽ denotes height in metres above Hong Kong Principal Datum (HKPD).
2. E.V.A. denotes Emergency Vehicular Access.

1. ▽ 代表香港主水平基準以上高度(米)。
2. E.V.A. 代表緊急車輛通道。



CROSS-SECTION PLAN OF BUILDING IN THE DEVELOPMENT
發展項目中的建築物的橫截面圖



CROSS SECTION PLAN T9
橫截面圖T9

The part of Villa Avenue (E.V.A.) adjacent to the building (Tower 9) is 89.600 metres above the Hong Kong Principal Datum.

The part of Existing Footpath adjacent to the building (Tower 9) is 86.150 metres to 89.100 metres above the Hong Kong Principal Datum.

毗連建築物(第9座)的一段山城徑(緊急車輛通道)為香港主水平基準以上89.600米。

毗連建築物(第9座)的一段現有行人小徑為香港主水平基準以上86.150米至89.100米。

Legend 圖例:

- ▽ denotes height in metres above Hong Kong Principal Datum (HKPD).
- E.V.A. denotes Emergency Vehicular Access.

- ▽ 代表香港主水平基準以上高度 (米)。
- E.V.A. 代表緊急車輛通道。

The part of Villa Avenue (E.V.A.) adjacent to the building (Tower 10) is 89.600 metres above the Hong Kong Principal Datum.

The part of Existing Footpath adjacent to the building (Tower 10) is 83.380 metres to 86.150 metres above the Hong Kong Principal Datum.

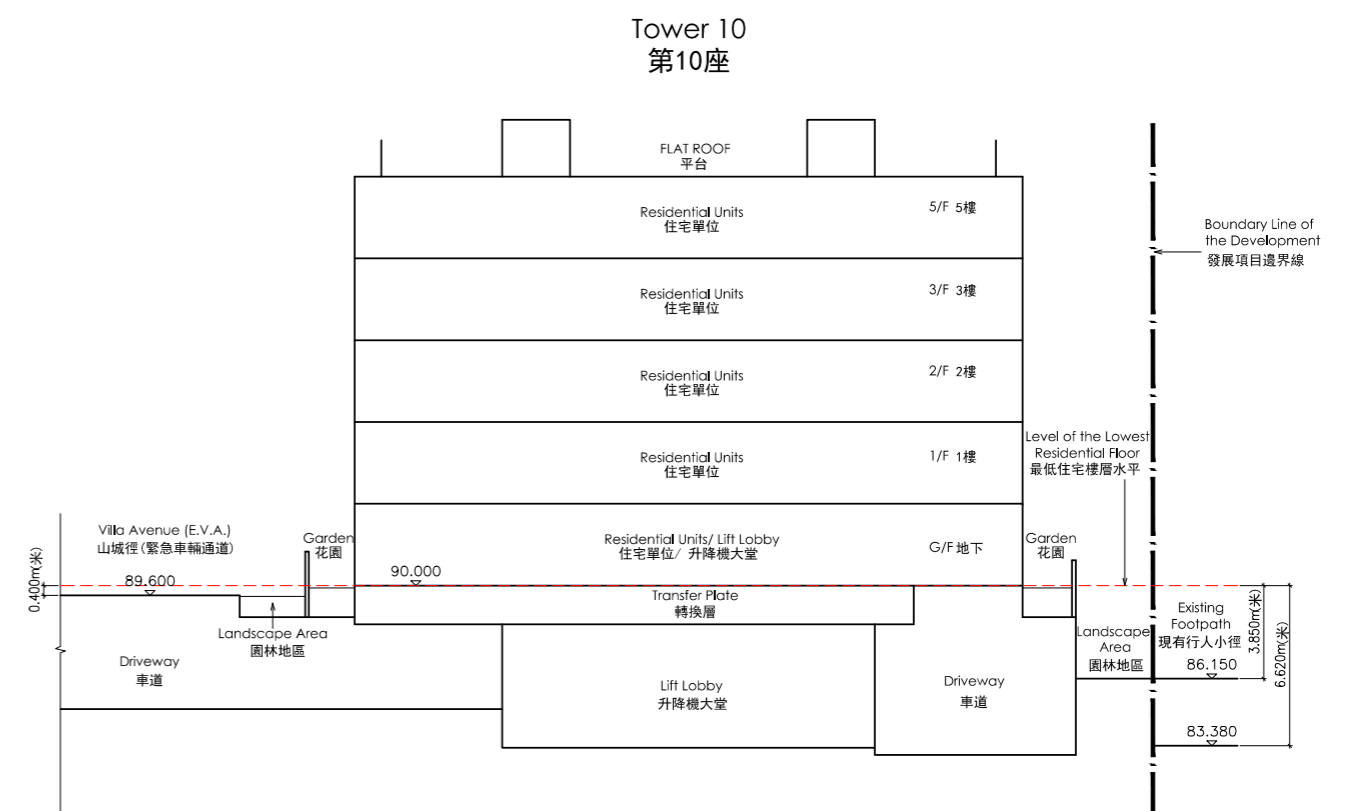
毗連建築物(第10座)的一段山城徑(緊急車輛通道)為香港主水平基準以上89.600米。

毗連建築物(第10座)的一段現有行人小徑為香港主水平基準以上83.380米至86.150米。

Legend 圖例:

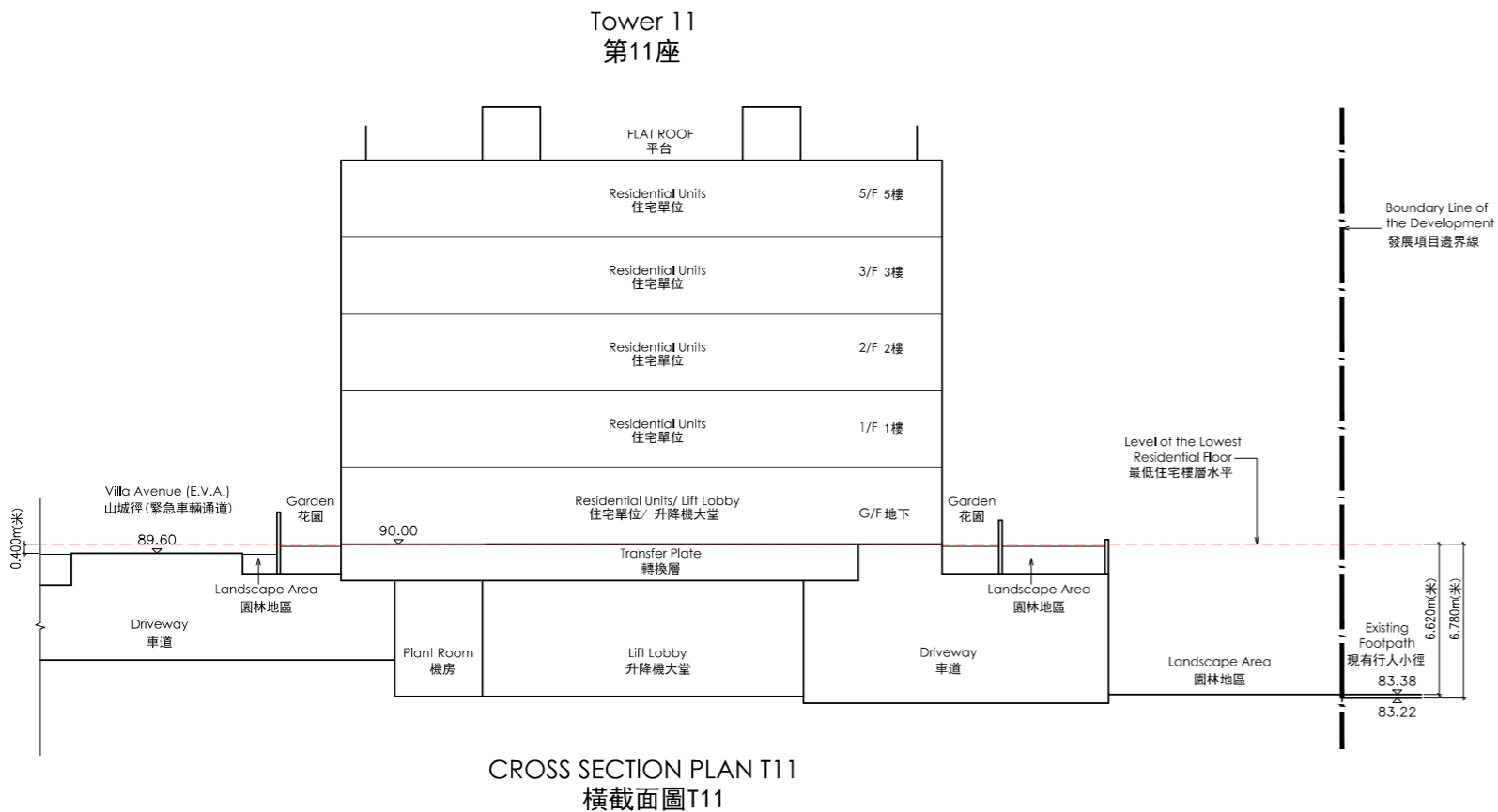
- ▽ denotes height in metres above Hong Kong Principal Datum (HKPD).
- E.V.A. denotes Emergency Vehicular Access.

- ▽ 代表香港主水平基準以上高度 (米)。
- E.V.A. 代表緊急車輛通道。



CROSS SECTION PLAN T10
橫截面圖T10

CROSS-SECTION PLAN OF BUILDING IN THE DEVELOPMENT 發展項目中的建築物的橫截面圖



The part of Villa Avenue (E.V.A.) adjacent to the building (Tower 11) is 89.600 metres above the Hong Kong Principal Datum.

The part of Existing Footpath adjacent to the building (Tower 11) is 83.220 metres to 83.380 metres above the Hong Kong Principal Datum.

毗連建築物(第11座)的一段山城徑(緊急車輛通道)為香港主水平基準以上89.600米。

毗連建築物(第11座)的一段現有行人小徑為香港主水平基準以上83.220米至83.380米。

Legend 圖例:

1. ▽ denotes height in metres above Hong Kong Principal Datum (HKPD).
2. E.V.A. denotes Emergency Vehicular Access.

1. ▽ 代表香港主水平基準以上高度(米)。
2. E.V.A. 代表緊急車輛通道。

The part of Villa Avenue (E.V.A.) adjacent to the building (Tower 12) is 89.250 metres to 89.600 metres above the Hong Kong Principal Datum.

The part of Existing Footpath adjacent to the building (Tower 12) is 83.220 metres to 82.880 metres above the Hong Kong Principal Datum.

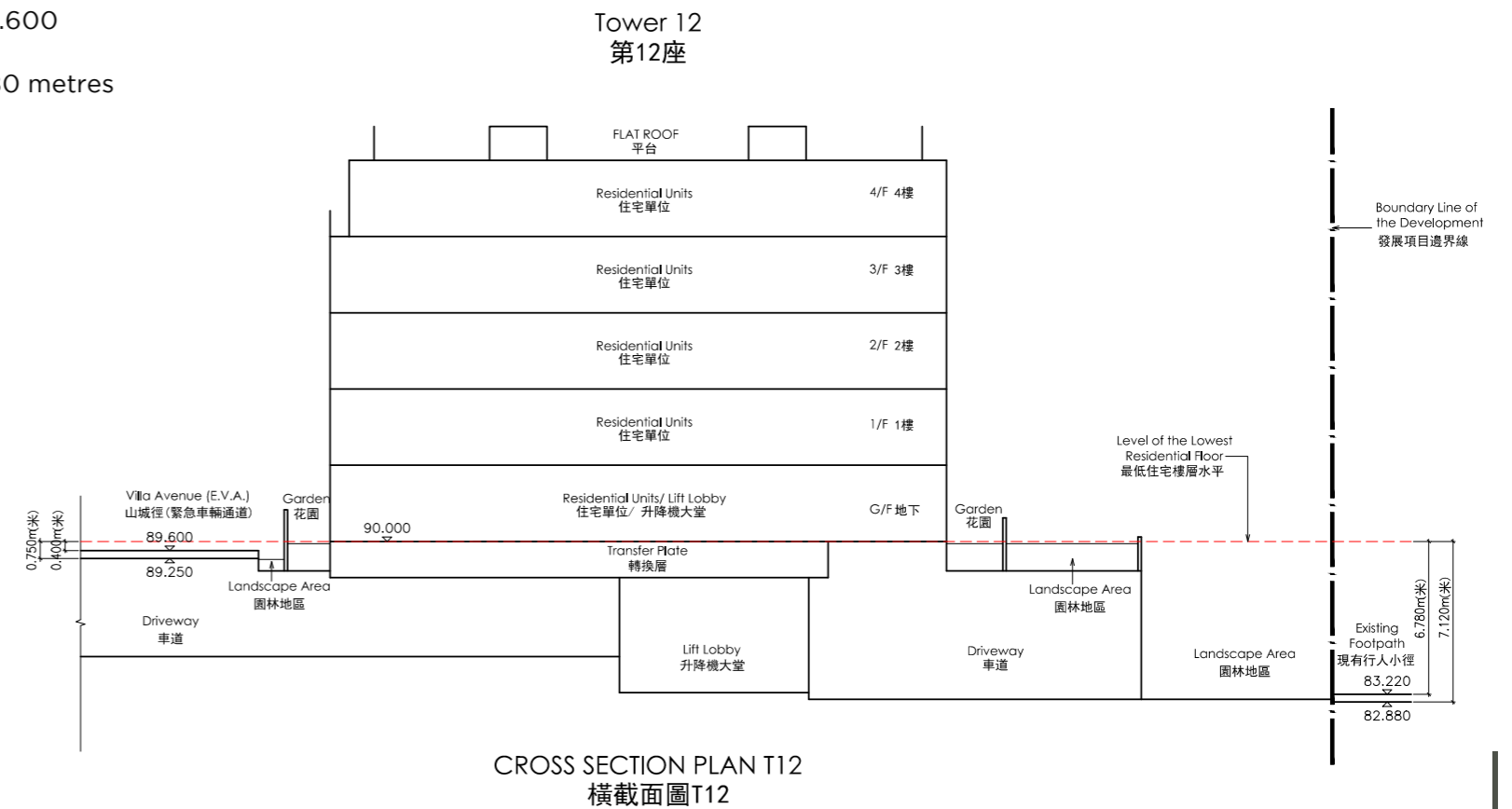
毗連建築物(第12座)的一段山城徑(緊急車輛通道)為香港主水平基準以上89.250米至89.600米。

毗連建築物(第12座)的一段現有行人小徑為香港主水平基準以上83.220米至82.880米。

Legend 圖例:

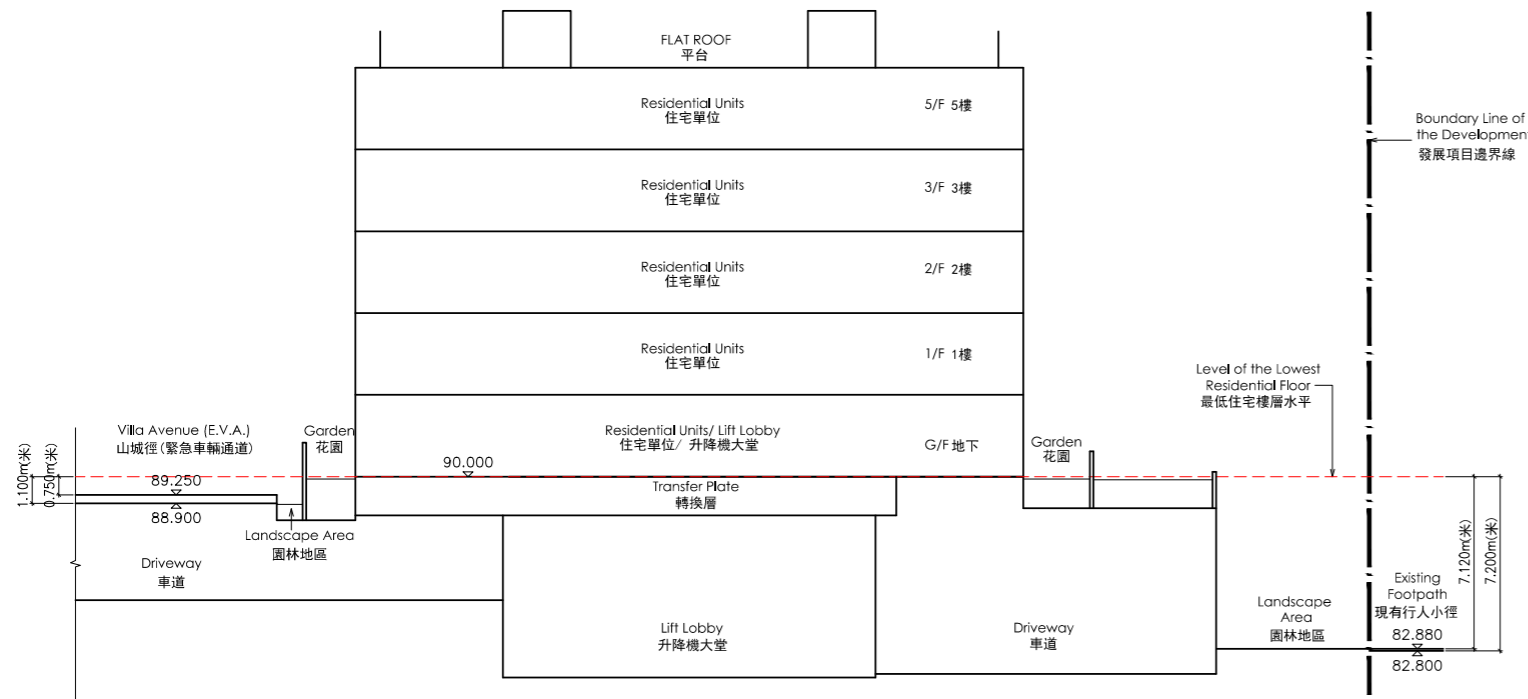
1. ▽ denotes height in metres above Hong Kong Principal Datum (HKPD).
2. E.V.A. denotes Emergency Vehicular Access.

1. ▽ 代表香港主水平基準以上高度(米)。
2. E.V.A. 代表緊急車輛通道。



CROSS-SECTION PLAN OF BUILDING IN THE DEVELOPMENT
發展項目中的建築物的橫截面圖

Tower 15
第15座



CROSS SECTION PLAN T15
橫截面圖T15

The part of Villa Avenue (E.V.A.) adjacent to the building (Tower 15) is 88.900 metres to 89.250 metres above the Hong Kong Principal Datum.

The part of Existing Footpath adjacent to the building (Tower 15) is 82.800 metres to 82.880 metres above the Hong Kong Principal Datum.

毗連建築物(第15座)的一段山城徑(緊急車輛通道)為香港主水平基準以上88.900米至89.250米。

毗連建築物(第15座)的一段現有行人小徑為香港主水平基準以上82.800米至82.880米。

Legend 圖例:

1. ∇ denotes height in metres above Hong Kong Principal Datum (HKPD).
2. E.V.A. denotes Emergency Vehicular Access.

1. ∇ 代表香港主水平基準以上高度(米)。
2. E.V.A. 代表緊急車輛通道。

The part of Villa Avenue (E.V.A.) adjacent to the building (Tower 16) is 88.513 metres to 88.900 metres above the Hong Kong Principal Datum.

The part of Villa Avenue (E.V.A.) adjacent to the building (Tower 16) is 88.513 metres to 88.900 metres above the Hong Kong Principal Datum.

The part of Existing Footpath adjacent to the building (Tower 16) is 82.800 metres above the Hong Kong Principal Datum.

毗連建築物(第16座)的一段山城徑(緊急車輛通道)為香港主水平基準以上88.513米至88.900米。

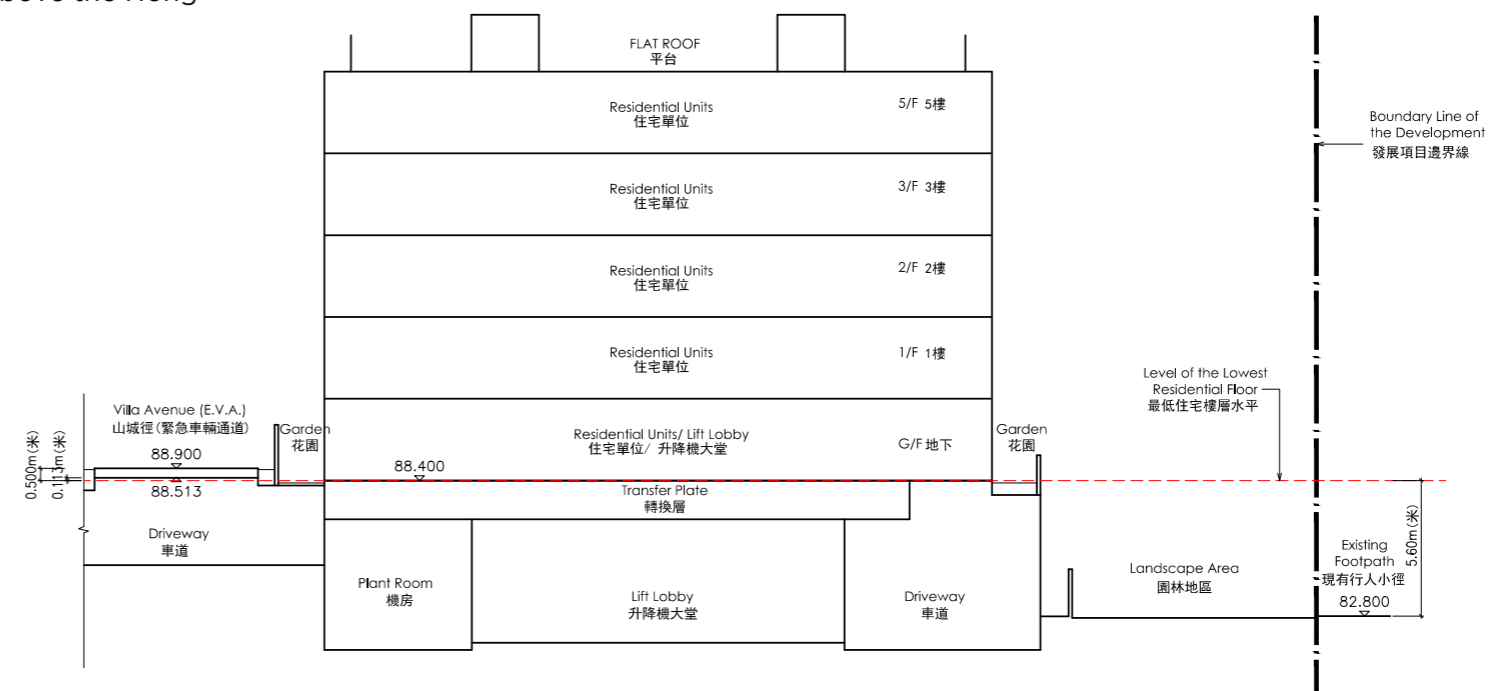
毗連建築物(第16座)的一段現有行人小徑為香港主水平基準以上82.800米。

Legend 圖例:

1. ∇ denotes height in metres above Hong Kong Principal Datum (HKPD).
2. E.V.A. denotes Emergency Vehicular Access.

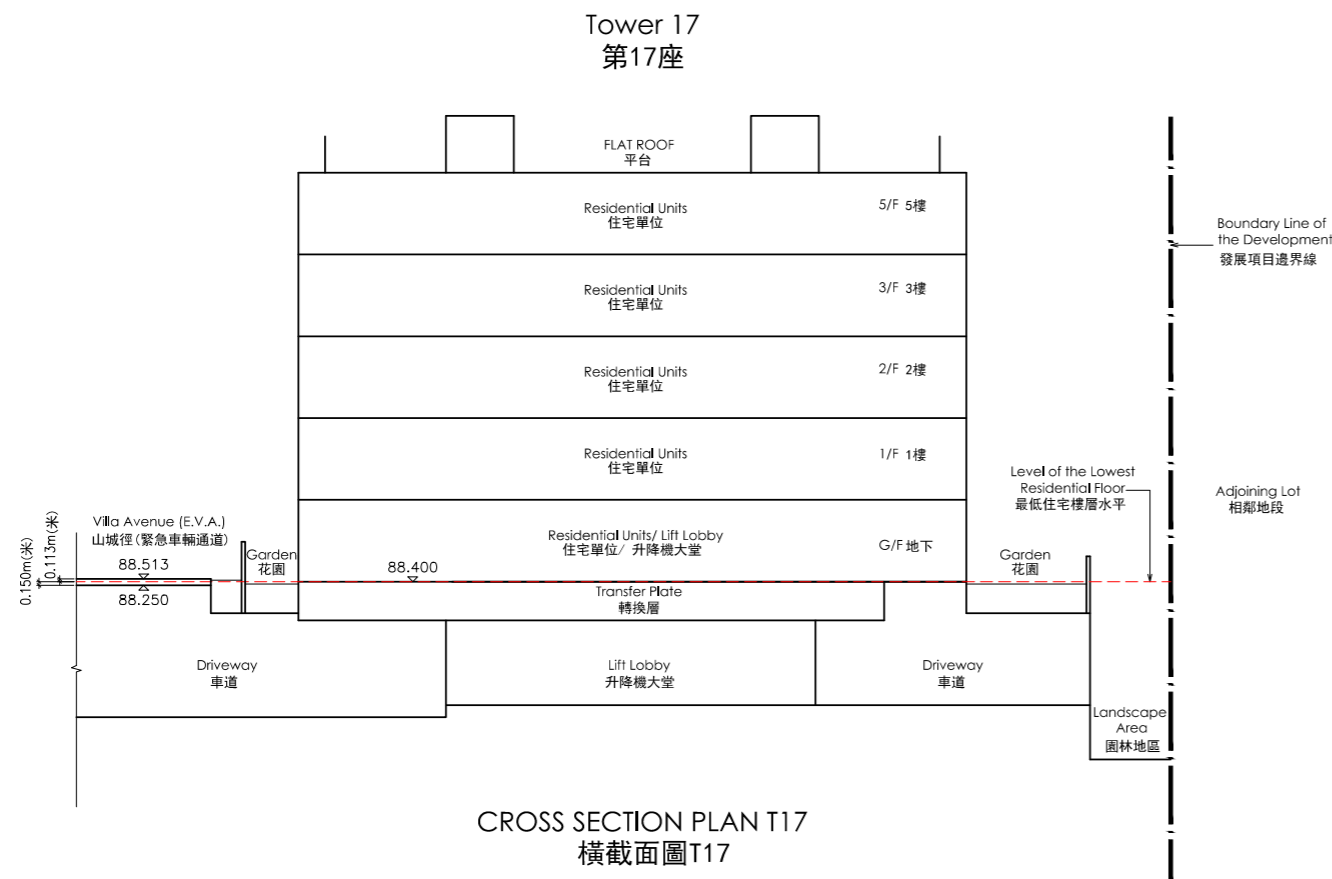
1. ∇ 代表香港主水平基準以上高度(米)。
2. E.V.A. 代表緊急車輛通道。

Tower 16
第16座



CROSS SECTION PLAN T16
橫截面圖T16

CROSS-SECTION PLAN OF BUILDING IN THE DEVELOPMENT 發展項目中的建築物的橫截面圖



The part of Villa Avenue (E.V.A.) adjacent to the building (Tower 17) is 88.250 metres to 88.513 metres above the Hong Kong Principal Datum.

毗連建築物(第17座)的一段山城徑(緊急車輛通道)為香港主水平基準以上88.250米至88.513米。

Legend 圖例:

1. ▽ denotes height in metres above Hong Kong Principal Datum (HKPD).
2. E.V.A. denotes Emergency Vehicular Access.

1. ▽ 代表香港主水平基準以上高度(米)。
2. E.V.A. 代表緊急車輛通道。

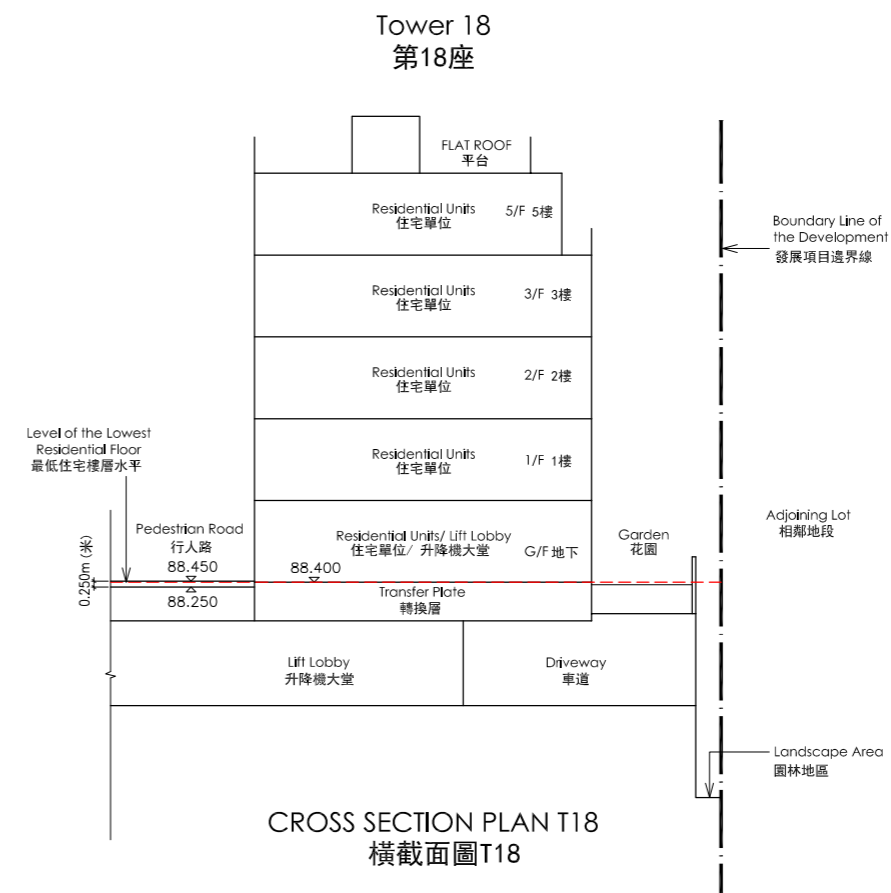
The part of Pedestrian Road of Adjoining Lot adjacent to the building (Tower 18) is 88.250 metres to 88.450 metres above the Hong Kong Principal Datum.

毗連建築物(第18座)的一段相鄰地段之行人路為香港主水平基準以上88.250米至88.450米。

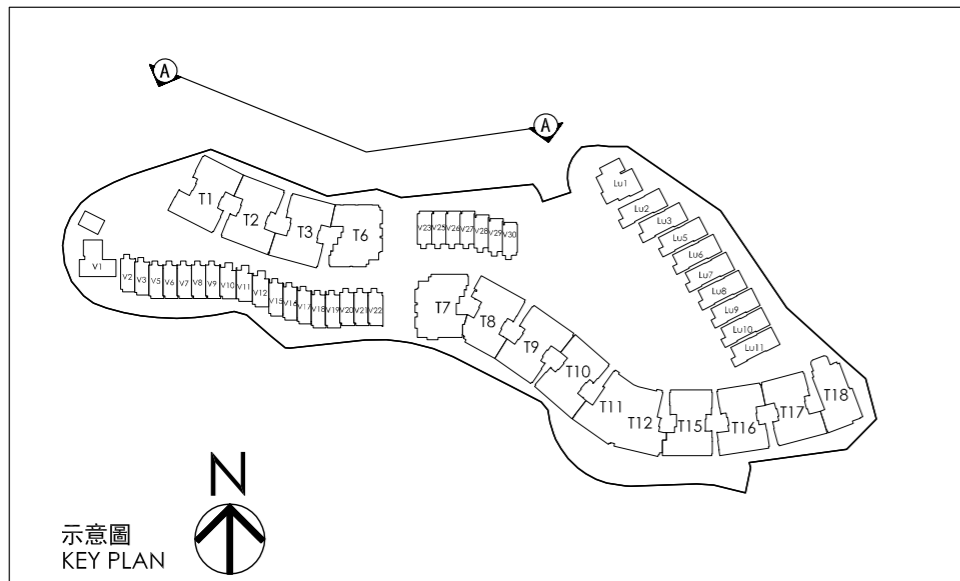
Legend 圖例:

1. ▽ denotes height in metres above Hong Kong Principal Datum (HKPD).
2. E.V.A. denotes Emergency Vehicular Access.

1. ▽ 代表香港主水平基準以上高度(米)。
2. E.V.A. 代表緊急車輛通道。



ELEVATION PLAN
立面圖



Legend 圖例:

- Lu1 - Lu 11 1 Lucca Avenue to 11 Lucca Avenue (4 Lucca Avenue is omitted)
林海徑1號至林海徑11號 (林海徑4號被略去)
- V1 - V30 1 Villa Avenue to 30 Villa Avenue (4, 13, 14 and 24 Villa Avenue are omitted)
山城徑1號至山城徑30號 (山城徑4, 13, 14 及24號被略去)
- T1 - T18 Tower 1 to Tower 18 (Tower 4, 5, 13 and 14 are omitted)
第1座至第18座 (第4, 5, 13 及14座被略去)



Elevation Plan A
立面圖 A

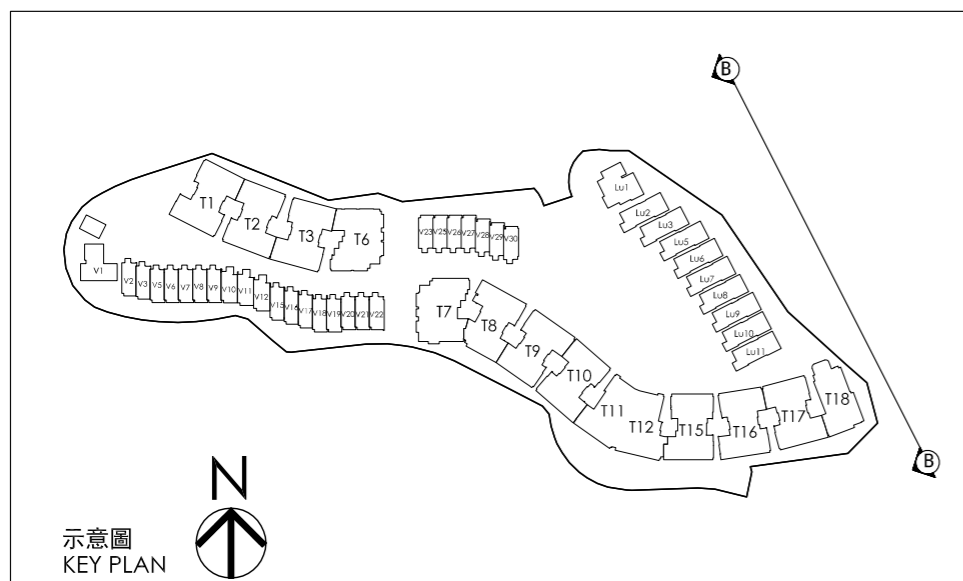
SCALE 比例 0M/米 25M/米

The Authorized Person for the Development has certified that the elevations shown on these plans:

1. are prepared on the basis of the approved building plans for the Development as of 21 January 2022;
2. are in general accordance with the outward appearance of the Development.

發展項目的認可人士已證明本圖所顯示的立面：

1. 以2022年1月21日的情況為準的發展項目經批准的建築圖則為基礎擬備；
2. 大致上與該發展項目的外觀一致。



Legend 圖例:

- Lu1 - Lu 11 1 Lucca Avenue to 11 Lucca Avenue (4 Lucca Avenue is omitted)
林海徑1號至林海徑11號 (林海徑4號被略去)
- V1 - V30 1 Villa Avenue to 30 Villa Avenue (4, 13, 14 and 24 Villa Avenue are omitted)
山城徑1號至山城徑30號 (山城徑4, 13, 14 及24號被略去)
- T1 - T18 Tower 1 to Tower 18 (Tower 4, 5, 13 and 14 are omitted)
第1座至第18座 (第4, 5, 13 及14座被略去)



Elevation Plan B
立面圖 B

SCALE 比例 0M/米 25M/米

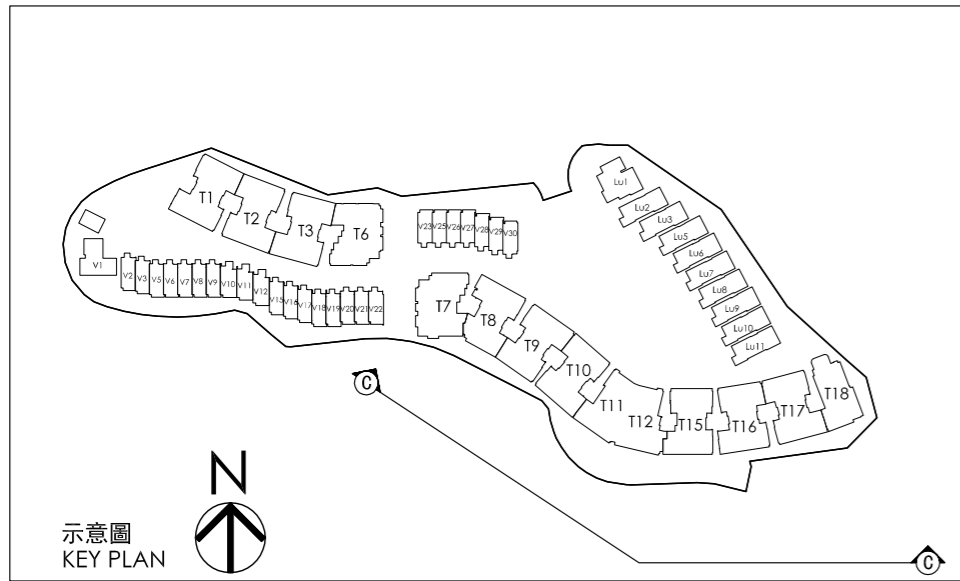
The Authorized Person for the Development has certified that the elevations shown on these plans:

1. are prepared on the basis of the approved building plans for the Development as of 21 January 2022;
2. are in general accordance with the outward appearance of the Development.

發展項目的認可人士已證明本圖所顯示的立面：

1. 以2022年1月21日的情況為準的發展項目經批准的建築圖則為基礎擬備；
2. 大致上與該發展項目的外觀一致。

ELEVATION PLAN
立面圖



Legend 圖例:

- Lu1 - Lu 11 1 Lucca Avenue to 11 Lucca Avenue (4 Lucca Avenue is omitted)
林海徑1號至林海徑11號 (林海徑4號被略去)
- V1 - V30 1 Villa Avenue to 30 Villa Avenue (4, 13, 14 and 24 Villa Avenue are omitted)
山城徑1號至山城徑30號 (山城徑4, 13, 14 及24號被略去)
- T1 - T18 Tower 1 to Tower 18 (Tower 4, 5, 13 and 14 are omitted)
第1座至第18座 (第4, 5, 13 及14座被略去)



Elevation Plan C
立面圖 C

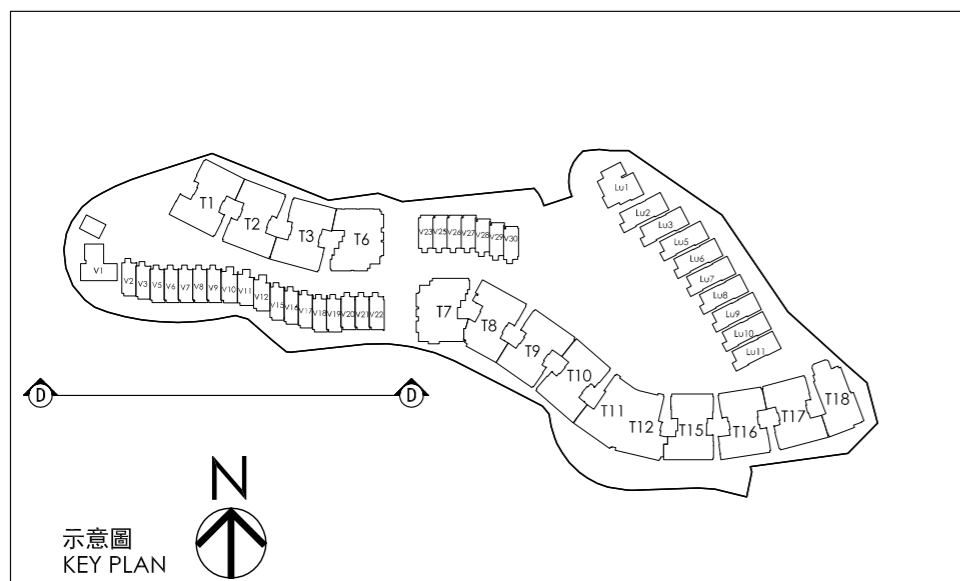
SCALE 比例 0M/米 25M/米

The Authorized Person for the Development has certified that the elevations shown on these plans:

1. are prepared on the basis of the approved building plans for the Development as of 21 January 2022;
2. are in general accordance with the outward appearance of the Development.

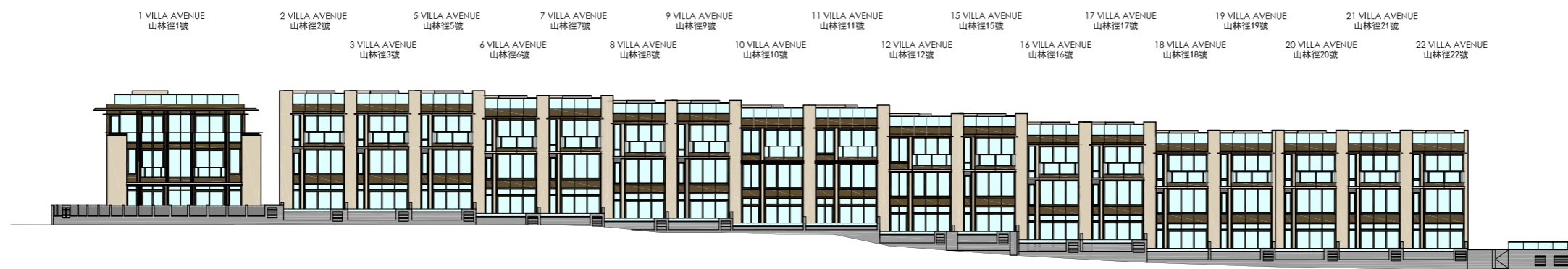
發展項目的認可人士已證明本圖所顯示的立面：

1. 以2022年1月21日的情況為準的發展項目經批准的建築圖則為基礎擬備；
2. 大致上與該發展項目的外觀一致。

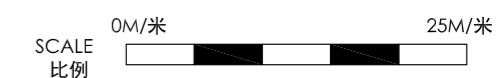


Legend 圖例:

- Lu1 - Lu 11 1 Lucca Avenue to 11 Lucca Avenue (4 Lucca Avenue is omitted)
林海徑1號至林海徑11號 (林海徑4號被略去)
- V1 - V30 1 Villa Avenue to 30 Villa Avenue (4, 13, 14 and 24 Villa Avenue are omitted)
山城徑1號至山城徑30號 (山城徑4, 13, 14 及24號被略去)
- T1 - T18 Tower 1 to Tower 18 (Tower 4, 5, 13 and 14 are omitted)
第1座至第18座 (第4, 5, 13 及14座被略去)



Elevation Plan D
立面圖 D



The Authorized Person for the Development has certified that the elevations shown on these plans:

1. are prepared on the basis of the approved building plans for the Development as of 21 January 2022;
2. are in general accordance with the outward appearance of the Development.

發展項目的認可人士已證明本圖所顯示的立面：

1. 以2022年1月21日的情況為準的發展項目經批准的建築圖則為基礎擬備；
2. 大致上與該發展項目的外觀一致。

Information on Common Facilities in the Development
發展項目中的公用設施的資料

| Common Facilities 公用設施 | Uncovered 沒有上蓋 | | Covered 有上蓋 | | Total Area 總面積 | |
|---|-------------------------|--------------------------|-------------------------|--------------------------|-------------------------|--------------------------|
| | Area (sq.m.) 面積(平方米) | Area (sq.ft.) 面積(平方呎) | Area (sq.m.) 面積(平方米) | Area (sq.ft.) 面積(平方呎) | Area (sq.m.) 面積(平方米) | Area (sq.ft.) 面積(平方呎) |
| Residents' clubhouse (including any recreational facilities for residents' use) 住客會所 (包括供住客使用的任何康樂設施) | 1,096.452 | 11,802 | 2,078.998 | 22,378 | 3,175.450 | 34,181 |
| Communal garden or play area for residents' use on the roof, or on any floor between the roof and the lowest residential floor, of a building in the Development (whether known as a communal sky garden or otherwise) 位於發展項目中的建築物的天台或在天台和最低一層住宅樓層之間的任何一層的、供住客使用的公用花園或遊樂地方 (不論是稱為公用空中花園或有其他名稱) | 8,006.382 | 86,181 | 94.225 | 1,014 | 8,100.607 | 87,195 |
| Communal garden or play area for residents' use below the lowest residential floor of a building in the Development (whether known as a covered and landscaped play area or otherwise) 位於發展項目中的建築物的最低一層住宅樓層以下的、供住客使用的公用花園或遊樂地方 (不論是稱為有蓋及園景的遊樂場或有其他名稱) | 3,087.703 | 33,236 | - | - | 3,087.703 | 33,236 |

Note: Areas in square feet are converted at a rate of 1 square metre to 10.764 square feet and rounded to the nearest integer.
備註：以平方呎顯示之面積均依據 1 平方米=10.764 平方呎換算，並四捨五入至整數。

1. The address of the website at which a copy of the outline zoning plans relating to the Development are available :
www.ozp.tpb.gov.hk.
 2. (a) A copy of the following document is available for inspection at the place at which the specified residential property is offered to be sold -
the latest draft of every deed of mutual covenant in respect of the specified residential property as at the date on which the specified residential property is offered to be sold.
(b) The inspection is free of charge.
1. 備有關於本發展項目的分區計劃大綱圖的文本供閱覽的互聯網網站的網址為
www.ozp.tpb.gov.hk。
 2. (a) 以下文件的文本存放指明住宅物業的售樓處，以供閱覽 -
指明住宅物業的每一公契在將指明住宅物業提供出售的日期的最新擬稿。
(b) 無須為閱覽付費。

FITTINGS, FINISHES AND APPLIANCES
裝置、裝修物料及設備

| 1. Exterior Finishes 外部裝修物料 | | | |
|--------------------------------|--|----------------------------------|--|
| Item 細項 | Description 描述 | | |
| a. | External wall 外牆 | Type of finishes 裝修物料的類型 | Natural stone cladding, glass curtain wall, metal grille, aluminium cladding, aluminium grille and vertical greening 天然石掛板, 玻璃幕牆, 金屬格柵, 鋁板, 鋁格柵及垂直綠化 |
| b. | Window 窗 | Material of frame 框的用料 | Aluminium window frame 鋁質窗框 |
| | | Material of glass 玻璃的用料 | Insulated Glass Unit (IGU) and Tempered glass 低輻射鍍膜中空玻璃及強化玻璃 |
| c. | Bay Window 窗台 | Material of bay window 窗台的用料 | Not applicable 不適用 |
| | | Window sill finishes 窗台板的裝修物料 | Not applicable 不適用 |
| d. | Planter 花槽 | Type of finishes 裝修物料的類型 | Finished with natural stone and aluminium cladding in fluorocarbon coating 鋪砌天然石和氟碳噴塗層鋁質掛板 |
| e. | Verandah or balcony 陽台或露台 | Type of finishes 裝修物料的類型 | Balcony is fitted with laminated tempered glass balustrade with aluminium top rail and metal post with aluminium cladding in fluorocarbon coating; Wall is finished with natural stone and aluminium cladding in fluorocarbon coating; Floor is finished with tile; Ceiling is fitted with aluminium false ceiling; No Verandah 露台裝設疊層強化玻璃欄杆, 鋁質頂欄及附設氟碳噴塗層鋁質掛板之金屬垂直支撐; 牆身鋪砌天然石和氟碳噴塗層鋁質掛板; 地台鋪砌均質磚; 天花板裝設鋁質假天花; 沒有陽台 |
| | | Whether it is covered 是否有蓋 | All balconies are covered 露台均是有蓋的 |
| f. | Drying facilities for clothing 乾衣設施 | Type 類型 | Not applicable 不適用 |
| | | Material 用料 | Not applicable 不適用 |

| 2. Interior Finishes (applicable to 3, 5-11 Lucca Avenue and 3, 5-12, 15-23, 25-30 Villa Avenue) 室內裝修物料 (適用於林海徑3, 5-11號及山城徑 3, 5-12, 15-23, 25-30號) | | | | | |
|--|-------------------------------------|--|---|---|--|
| Item 細項 | Description 描述 | Wall 牆壁 | Floor 地板 | Ceiling 天花板 | |
| a. | Lobby 大堂 | Type of finishes for basement lift lobby 地庫升降機大堂裝修物料的類型 | <p>For houses below: <u>Wood veneer, reconstituted stone and metal trim</u> -3, 5-11 Lucca Avenue</p> <p>For houses below: <u>Plastic laminate, natural stone and metal trim</u> -3, 5-12, 15-23, 25-30 Villa Avenue</p> <p>以下洋房: <u>木皮飾面, 合成石及金屬飾線</u> -林海徑 3, 5-11號</p> <p>以下洋房: <u>膠板飾面, 天然石材及金屬飾線</u> -山城徑 3, 5-12, 15-23, 25-30號</p> | <p>For houses below: <u>Reconstituted stone</u> -3, 5-11 Lucca Avenue</p> <p>For houses below: <u>Natural stone</u> -3, 5-9, 15-23, 25-30 Villa Avenue</p> <p>For houses below: <u>Natural stone and metal trim</u> -10-12 Villa Avenue</p> <p>以下洋房: <u>合成石</u> -林海徑 3, 5-11號</p> <p>以下洋房: <u>天然石材</u> -山城徑 3, 5-9, 15-23, 25-30號</p> <p>以下洋房: <u>天然石材及金屬飾線</u> -山城徑 10-12號</p> | Gypsum board false ceiling finished with emulsion paint 石膏板假天花及髹乳膠漆 |
| | | Wall 牆壁 | Ceiling 天花板 | | |
| b. | Internal wall and ceiling 內牆及天花板 | Type of finishes for living room and dining room 客廳及飯廳裝修物料的類型 | <p>For houses below: <u>Wood veneer, reconstituted stone, metal trim and emulsion paint</u> -3, 5-11 Lucca Avenue</p> <p>For houses below: <u>Wood veneer, natural stone, metal trim and emulsion paint</u> -3, 5-12, 15-23, 25-30 Villa Avenue</p> <p>以下洋房: <u>木皮飾面, 合成石, 金屬飾線及乳膠漆</u> -林海徑 3, 5-11號</p> <p>以下洋房: <u>木皮飾面, 天然石材, 金屬飾線及乳膠漆</u> -山城徑 3, 5-12, 15-23, 25-30號</p> | Gypsum board false ceiling finished with emulsion paint 石膏板假天花及髹乳膠漆 | |
| | | Type of finishes for bedroom 睡房裝修物料的類型 | Emulsion paint 乳膠漆 | Gypsum board false ceiling finished with emulsion paint 石膏板假天花及髹乳膠漆 | |
| | | Floor 地板 | Skirting 牆腳線 | | |
| c. | Internal floor 內部地板 | Material for living room and dining room 客廳及飯廳的用料 | <p>For houses below: <u>Reconstituted Stone</u> -3, 5-11 Lucca Avenue</p> <p>For houses below: <u>Natural stone</u> -3, 5-12, 15-23, 25-30 Villa Avenue</p> <p>以下洋房: <u>合成石材</u> -林海徑 3, 5-11號</p> <p>以下洋房: <u>天然石材</u> -山城徑 3, 5-12, 15-23, 25-30號</p> | <p>For houses below: <u>Reconstituted stone skirting</u> -3, 5-11 Lucca Avenue</p> <p>For houses below: <u>Natural stone skirting</u> -3, 5-12, 15-23, 25-30 Villa Avenue</p> <p>以下洋房: <u>合成石腳線</u> -林海徑 3, 5-11號</p> <p>以下洋房: <u>天然石材腳線</u> -山城徑 3, 5-12, 15-23, 25-30號</p> | |
| | | Material for bedroom 睡房的用料 | <p>For houses below: <u>Engineered timber floorings; reconstituted stone border next to garden/balcony/utility platform/flat roof door (if provided)</u> -3, 5-11 Lucca Avenue</p> <p>For houses below: <u>Engineered timber floorings; natural stone border next to garden/balcony/utility platform/flat roof door (if provided)</u> -3, 5-12, 15-23, 25-30 Villa Avenue</p> <p>以下洋房: <u>複合木地板; 合成石材邊緣於近花園/露台/工作平台/平台門(如有)位置</u> -林海徑 3, 5-11號</p> <p>以下洋房: <u>複合木地板; 天然石材邊緣於近花園/露台/工作平台/平台門(如有)位置</u> -山城徑 3, 5-12, 15-23, 25-30號</p> | Timber skirting 木腳線 | |

FITTINGS, FINISHES AND APPLIANCES
裝置、裝修物料及設備

| 2. Interior Finishes (applicable to 3, 5-11 Lucca Avenue and 3, 5-12, 15-23, 25-30 Villa Avenue) 室內裝修物料 (適用於林海徑3, 5-11號及山城徑 3, 5-12, 15-23, 25-30號) | | | | | | |
|--|-------------------|---|---|--|--|--|
| Item 細項 | Description 描述 | Wall 牆壁 | Floor 地板 | Ceiling 天花板 | | |
| d. | Bathroom 浴室 | Type of finishes 裝修物料的類型 | Natural stone on exposed surface 外露表面鋪砌天然石 | Natural stone on exposed surface 外露表面鋪砌天然石 | Gypsum board false ceiling finished with emulsion paint 石膏板假天花及髹乳膠漆 | |
| | | Whether the wall finishes run up to the ceiling 牆壁的裝修物料是否鋪至天花板 | Up to false ceiling level 鋪至假天花水平 | | | |
| | | | Wall 牆壁 | Floor 地板 | Ceiling 天花板 | Cooking Bench 灶台 |
| e. | Kitchen 廚房 | Type of finishes 裝修物料的類型 | <p>For houses below: <u>Reconstituted stone on exposed surface, tile on the area covered by kitchen cabinet</u> -3, 5-11 Lucca Avenue</p> <p>For houses below: <u>Natural stone on exposed surface, tile on the area covered by kitchen cabinet</u> -3, 5-12, 15-23, 25-30 Villa Avenue</p> <p>以下洋房: 外露表面鋪砌合成石材, 另鋪砌瓷磚於廚櫃背 -林海徑 3, 5-11號</p> <p>以下洋房: 外露表面鋪砌天然石材, 另鋪砌瓷磚於廚櫃背 -山城徑 3, 5-12, 15-23, 25-30號</p> | <p>For houses below: <u>Reconstituted Stone</u> -3, 5-11 Lucca Avenue</p> <p>For houses below: <u>Natural stone</u> -3, 5-12, 15-23, 25-30 Villa Avenue</p> <p>以下洋房: 合成石材 -林海徑 3, 5-11號 以下洋房: 天然石材 -山城徑 3, 5-12, 15-23, 25-30號</p> | <p>For houses below: <u>Gypsum board false ceiling with emulsion paint and wood veneer, painted wood false ceiling</u> -3, 5-11 Lucca Avenue</p> <p>For houses below: <u>Gypsum board false ceiling finished with emulsion paint</u> -3, 5-12, 15-23, 25-30 Villa Avenue</p> <p>以下洋房: 石膏板假天花髹乳膠漆及木皮飾面, 髹油漆木材假天花 -林海徑 3, 5-11號</p> <p>以下洋房: 石膏板假天花及髹乳膠漆 -山城徑 3, 5-12, 15-23, 25-30號</p> | <p>For houses below: <u>Reconstituted stone</u> -3, 5-11 Lucca Avenue</p> <p>For houses below: <u>Natural stone</u> -3, 5-12, 15-23, 25-30 Villa Avenue</p> <p>以下洋房: 合成石材 -林海徑 3, 5-11號 以下洋房: 天然石材 -山城徑 3, 5-12, 15-23, 25-30號</p> |
| | | Whether the wall finishes run up to the ceiling 牆壁的裝修物料是否鋪至天花板 | Up to false ceiling level 鋪至假天花水平 | | | |

| 2. Interior Finishes (applicable to all units of all Towers, except Unit A & B on 3/F of Tower 10, Unit B on 5/F of Tower 6) 室內裝修物料 (適用於所有座樓之所有單位, 第10座3樓A及B單位, 第6座5樓B單位除外) | | | | |
|--|---|--|--|--|
| Item 細項 | Description 描述 | Wall 牆壁 | Floor 地板 | Ceiling 天花板 |
| a. Lobby 大堂 | Type of finishes for basement lift lobby 地庫升降機大堂裝修物料的類型 | Wood veneer, plastic laminate, mirror panel, natural stone and metal trim 木皮飾面, 膠板飾面, 鏡飾面, 天然石材及金屬飾線 | Natural Stone 天然石材 | Gypsum board false ceiling finished with emulsion paint 石膏板假天花及髹乳膠漆 |
| | Type of finishes for ground floor residential entrance lobby 地下住宅入口大堂裝修物料的類型 | Wood veneer, plastic laminate, mirror panel, natural stone and metal trim 木皮飾面, 膠板飾面, 鏡飾面, 天然石材及金屬飾線 | Natural Stone 天然石材 | Gypsum board false ceiling finished with emulsion paint 石膏板假天花及髹乳膠漆 |
| | Type of finishes for private lift lobby 私人升降機大堂裝修物料的類型 | Wood veneer panel 木皮飾面板 | Natural stone 天然石材 | Gypsum board false ceiling finished with emulsion paint 石膏板假天花及髹乳膠漆 |
| | Type of finishes for 1/F to 3/F, 5/F Common lift lobby 於1樓至3樓, 5樓之公用升降機大堂裝修物料的類型 | Tile and plastic laminated panel 瓷磚及膠板飾面板 | Tile 瓷磚 | Gypsum board false ceiling finished with emulsion paint 石膏板假天花及髹乳膠漆 |
| | | Wall 牆壁 | Ceiling 天花板 | |
| b. Internal wall and ceiling 內牆及天花板 | Type of finishes for living room and dining room 客廳及飯廳裝修物料的類型 | All units except units specified below: Emulsion paint and wood veneer panel For units below: Emulsion paint, tile panel and wood veneer panel -Tower 18: Unit A, B on G/F to 3/F; Unit A on 5/F 除以下指明單位外, 所有單位: 乳膠漆及木皮飾面板 以下單位: 乳膠漆, 瓷磚面板及木皮飾面板 -第18座: 地下至3樓A, B 單位; 5樓A單位 | Emulsion paint to exposed surfaces. Partial areas of ceiling are equipped with gypsum board false ceiling, bulkhead and painted with emulsion paint 外露表面髹乳膠漆, 部份天花位置裝置石膏板假天花, 假陣及髹乳膠漆 | |
| | Type of finishes for bedroom 睡房裝修物料的類型 | Emulsion paint 乳膠漆 | Emulsion paint to exposed surfaces. Partial areas of ceiling are equipped with gypsum board false ceiling, bulkhead and painted with emulsion paint 外露表面髹乳膠漆, 部份天花位置裝置石膏板假天花, 假陣及髹乳膠漆 | |
| | | Floor 地板 | Skirting 牆腳線 | |
| c. Internal floor 內部地板 | Material for living room and dining room 客廳及飯廳的用料 | Engineered timber floorings; natural stone border next to garden/balcony/utility platform/flat roof door (if provided) 複合木地板; 天然石材邊緣於近花園/露台/工作平台/平台門(如有)位置 | Timber skirting 木腳線 | |
| | Material for bedroom 睡房的用料 | Engineered timber floorings; natural stone border next to garden/balcony/utility platform/flat roof door (if provided) 複合木地板; 天然石材邊緣於近花園/露台/工作平台/平台門(如有)位置 | Timber skirting 木腳線 | |
| | | Wall 牆壁 | Floor 地板 | Ceiling 天花板 |
| d. Bathroom 浴室 | Type of finishes 裝修物料的類型 | Natural stone on exposed surface 外露表面鋪砌天然石材 | Natural stone on exposed surface 外露表面鋪砌天然石材 | Gypsum board false ceiling finished with emulsion paint 石膏板假天花及髹乳膠漆 |
| | Whether the wall finishes run up to the ceiling 牆壁的裝修物料是否鋪至天花板 | Up to false ceiling level 鋪至假天花水平 | | |

FITTINGS, FINISHES AND APPLIANCES
裝置、裝修物料及設備

| 2. Interior Finishes (applicable to all units of all Towers, except Unit A & B on 3/F of Tower 10, Unit B on 5/F of Tower 6) 室內裝修物料 (適用於所有座樓之所有單位, 第10座3樓A及B單位, 第6座5樓B單位除外) | | | | | |
|--|---|--|-----------------------|--|---|
| Item 細項 | Description 描述 | Wall 牆壁 | Floor 地板 | Ceiling 天花板 | Cooking Bench 灶台 |
| e. | Kitchen (including open kitchen if applicable) 廚房 (包括開放式廚房如適用) | <p>Type of finishes 裝修物料的类型</p> <p>For all kitchens except kitchens specified below and all open kitchens: Natural stone, artificial stone and wood panel</p> <p>For kitchens of units below: Natural stone and wood panel -Tower 1, 3, 10, 11, 15, 16, 17: Unit B on 5/F -Tower 9: Unit A on 5/F</p> <p>For kitchen of unit below: Natural stone -Tower 18: Unit A on G/F to 3/F, 5/F</p> <p>For all open kitchens except open kitchens specified below and all kitchens: Natural stone, artificial stone and wood panel</p> <p>For open kitchen of units below: Natural stone and wood panel -Tower 1, 3, 10, 11, 12, 15, 16, 17, 18: Unit A on 5/F -Tower 2, 6, 7, 8: Unit A, B on 5/F -Tower 9: Unit B on 5/F -Tower 18: Unit A, B on G/F to 3/F</p> <p>除以下指明廚房及所有開放式廚房外, 所有廚房: 天然石材, 人造石及木面板</p> <p>以下單位之廚房: 天然石材及木面板 -第1, 3, 10, 11, 15, 16, 17座: 5樓B單位 -第9座: 5樓A單位</p> <p>以下單位之廚房: 天然石材 -第18座: 地下至3樓, 5樓A單位</p> <p>除以下指明開放式廚房及廚房外, 所有開放式廚房: 天然石材, 人造石及木面板</p> <p>以下單位之開放式廚房: 天然石材及木面板 -第1, 3, 10, 11, 12, 15, 16, 17, 18座: 5樓A單位 -第2, 6, 7, 8座: 5樓A, B單位 -第9座: 5樓B單位 -第18座: 地下至3樓A, B單位</p> | Natural stone 天然石材 | Gypsum board false ceiling finished with emulsion paint 石膏板假天花及髹乳膠漆 | <p>All units except unit specified below: Artificial stone</p> <p>For unit below: Silestone -Tower 18: Unit A on 5/F</p> <p>除以下指明單位外, 所有單位: 人造石</p> <p>以下單位: 賽麗石 -第18座: 5樓A單位</p> |
| | Whether the wall finishes run up to the ceiling 牆壁的裝修物料是否鋪至天花板 | Up to false ceiling level 鋪至假天花水平 | | | |

| 2. Interior Finishes (applicable to 1 Lucca Avenue only) 室內裝修物料 (只適用於林海徑 1 號) | | | | | | |
|--|---|---|--|--|----------------------------|--|
| Item 細項 | Description 描述 | Wall 牆壁 | Floor 地板 | Ceiling 天花板 | | |
| a. Lobby 大堂 | Type of finishes for basement lift lobby 地庫升降機大堂裝修物料的類型 | Wood veneer, natural stone and metal trim 木皮飾面,天然石材及金屬飾線 | Natural stone 天然石材 | Gypsum board false ceiling finished with emulsion paint 石膏板假天花及髹乳膠漆 | | |
| | Type of finishes for ground floor lift lobby 地下升降機大堂裝修物料的類型 | Wood veneer, natural stone 木皮飾面及天然石材 | Natural stone 天然石材 | Wood veneer false ceiling 木皮飾面假天花 | | |
| | | Wall 牆壁 | Ceiling 天花板 | | | |
| b. Internal wall and ceiling 內牆及天花板 | Type of finishes for living room and dining room 客廳及飯廳裝修物料的類型 | Wood veneer, reconstituted stone, metal trim and emulsion paint 木皮飾面, 合成石, 金屬飾線及乳膠漆 | Gypsum board false ceiling finished with emulsion paint 石膏板假天花及髹乳膠漆 | | | |
| | Type of finishes for bedroom 睡房裝修物料的類型 | Emulsion paint 乳膠漆 | Gypsum board false ceiling finished with emulsion paint 石膏板假天花及髹乳膠漆 | | | |
| | | Floor 地板 | Skirting 牆腳線 | | | |
| c. Internal floor 內部地板 | Material for living room and dining room 客廳及飯廳的用料 | Natural stone 天然石材 | Living room: Timber skirting Dining room: Natural stone skirting 客廳: 木腳線 飯廳: 天然石材腳線 | | | |
| | Material for bedroom 睡房的用料 | Engineered timber floorings; Natural stone border next to garden/balcony/terrace door 複合木地板; 天然石材邊緣於近花園/露台/前庭門位置 | Timber skirting 木腳線 | | | |
| | | Wall 牆壁 | Floor 地板 | Ceiling 天花板 | | |
| d. Bathroom 浴室 | Type of finishes 裝修物料的類型 | Natural stone on exposed surface 外露表面鋪砌天然石材 | Natural stone on exposed surface 外露表面鋪砌天然石 | Gypsum board false ceiling finished with emulsion paint 石膏板假天花及髹乳膠漆 | | |
| | Whether the wall finishes run up to the ceiling 牆壁的裝修物料是否鋪至天花板 | Up to false ceiling level 鋪至假天花水平 | | | | |
| | | Wall 牆壁 | Floor 地板 | Ceiling 天花板 | Cooking Bench 灶台 | |
| e. Kitchen 廚房 | Type of finishes 裝修物料的類型 | Tile on exposed surface 外露表面鋪砌瓷磚 | Natural stone 天然石材 | Gypsum board false ceiling finished with emulsion paint 石膏板假天花及髹乳膠漆 | Reconstituted stone 合成石 | |
| | Whether the wall finishes run up to the ceiling 牆壁的裝修物料是否鋪至天花板 | Up to false ceiling level 鋪至假天花水平 | | | | |

FITTINGS, FINISHES AND APPLIANCES
裝置、裝修物料及設備

| 2. Interior Finishes (applicable to 2 Lucca Avenue only) 室內裝修物料 (只適用於林海徑 2 號) | | | | | |
|--|---|--|--|--|-----------------------|
| Item 細項 | Description 描述 | Wall 牆壁 | Floor 地板 | Ceiling 天花板 | |
| a. Lobby 大堂 | Type of finishes for basement lift lobby 地庫升降機大堂裝修物料的類型 | Wood veneer, natural stone and metal trim 木皮飾面、天然石材及金屬飾線 | Natural stone and metal trim 天然石材及金屬飾線 | Gypsum board false ceiling finished with emulsion paint 石膏板假天花及髹乳膠漆 | |
| | | Wall 牆壁 | | Ceiling 天花板 | |
| b. Internal wall and ceiling 內牆及天花板 | Type of finishes for living room and dining room 客廳及飯廳裝修物料的類型 | Wood veneer, natural stone and metal trim 木皮飾面、天然石材及金屬飾線 | | Gypsum board false ceiling finished with emulsion paint 石膏板假天花及髹乳膠漆 | |
| | Type of finishes for bedroom 睡房裝修物料的類型 | Master bedroom: Wood veneer, wallcovering, natural stone, emulsion paint, plastic laminated panel and mirror panel Junior suite: Wood veneer, wallcovering and metal trim Bedroom 2: Wood veneer and wallpaper Bedroom 3: Wood veneer and plastic laminated panel 主人睡房: 木皮飾面, 牆布, 天然石材, 乳膠漆, 膠板飾面板及鏡飾面 少主人房: 木皮飾面, 牆布及金屬飾線 睡房 2: 木皮飾面及牆紙 睡房 3: 木皮飾面及膠板飾面板 | | Gypsum board false ceiling finished with emulsion paint 石膏板假天花及髹乳膠漆 | |
| | | Floor 地板 | | Skirting 牆腳線 | |
| c. Internal floor 內部地板 | Material for living room and dining room 客廳及飯廳的用料 | Natural stone 天然石材 | | Stainless steel skirting 不鏽鋼牆腳線 | |
| | Material for bedroom 睡房的用料 | Engineered timber flooring 複合木地板 | | Stainless steel skirting 不鏽鋼牆腳線 | |
| | | Wall 牆壁 | Floor 地板 | Ceiling 天花板 | |
| d. Bathroom 浴室 | Type of finishes 裝修物料的類型 | Natural stone on exposed surface 外露表面鋪砌天然石材 | Natural stone on exposed surface 外露表面鋪砌天然石材 | Gypsum board false ceiling finished with emulsion paint 石膏板假天花及髹乳膠漆 | |
| | Whether the wall finishes run up to the ceiling 牆壁的裝修物料是否鋪至天花板 | Up to false ceiling level 鋪至假天花水平 | | | |
| | | Wall 牆壁 | Floor 地板 | Ceiling 天花板 | Cooking Bench 灶台 |
| e. Kitchen 廚房 | Type of finishes 裝修物料的類型 | Natural stone, tile on exposed surface 外露表面鋪砌天然石材、瓷磚 | Natural stone on exposed surface 外露表面鋪砌天然石材 | Gypsum board false ceiling finished with emulsion paint 石膏板假天花及髹乳膠漆 | Natural Stone 天然石材 |
| | Whether the wall finishes run up to the ceiling 牆壁的裝修物料是否鋪至天花板 | Up to false ceiling level 鋪至假天花水平 | | | |

| 2. Interior Finishes (applicable to 1 Villa Avenue only) 室內裝修物料 (只適用於山城徑 1 號) | | | | | | | |
|--|-------------------------------------|---|---|-----------------------|--|--|-----------------------|
| Item 細項 | Description 描述 | Wall 牆壁 | Floor 地板 | Ceiling 天花板 | | | |
| a. | Lobby 大堂 | Type of finishes for basement lift lobby 地庫升降機大堂裝修物料的類型 | Wallcovering 牆布 | Natural stone 天然石材 | Gypsum board false ceiling finished with emulsion paint 石膏板假天花及髹乳膠漆 | | |
| | | | Wall 牆壁 | Ceiling 天花板 | | | |
| b. | Internal wall and ceiling 內牆及天花板 | Type of finishes for living room and dining room 客廳及飯廳裝修物料的類型 | Wood veneer, natural stone and metal trim 木皮飾面, 天然石材及金屬飾線 | | Gypsum board and wood false ceiling finished with emulsion paint, plaster and wood veneer 石膏板及木材假天花及髹乳膠漆, 批盪及木皮飾面 | | |
| | | Type of finishes for bedroom 睡房裝修物料的類型 | Master bedroom: Wood veneer, natural stone and metal Bedroom 1: Fabric and lacquer Bedroom 2: Wood veneer and lacquer Junior suite: Wood veneer, wallpaper and metal trim Guest house bedroom: Wallpaper and metal trim 主人睡房: 木皮飾面, 天然石材及金屬 睡房1: 布及烤漆 睡房2: 木皮飾面及烤漆 少主人房: 木皮飾面, 牆紙及金屬飾線 客房: 牆紙及金屬飾線 | | Gypsum board false ceiling finished with emulsion paint 石膏板假天花及髹乳膠漆 | | |
| | | | Floor 地板 | Skirting 牆腳線 | | | |
| c. | Internal floor 內部地板 | Material for living room and dining room 客廳及飯廳的用料 | Engineered timber floorings; natural stone border next to garden/balcony/flat roof door 複合木地板; 天然石材邊緣於近花園/露台/平台門位置 | | Natural Stone and Timber skirting 天然石材及木腳線 | | |
| | | Material for bedroom 睡房的用料 | Engineered timber floorings; natural stone border next to garden/balcony/flat roof door 複合木地板; 天然石材邊緣於近花園/露台/平台門位置 | | Metal skirting 金屬腳線 | | |
| | | | Wall 牆壁 | Floor 地板 | Ceiling 天花板 | | |
| d. | Bathroom 浴室 | Type of finishes 裝修物料的類型 | Natural stone on exposed surface 外露表面鋪砌天然石材 | | Natural Stone 天然石材 | Gypsum board false ceiling finished with emulsion paint 石膏板假天花及髹乳膠漆 | |
| | | Whether the wall finishes run up to the ceiling 牆壁的裝修物料是否鋪至天花板 | Up to false ceiling level 鋪至假天花水平 | | | | |
| | | | Wall 牆壁 | Floor 地板 | Ceiling 天花板 | Cooking Bench 灶台 | |
| e. | Kitchen 廚房 | Type of finishes 裝修物料的類型 | Natural stone on exposed surface, tile on the area covered by cabinet 外露表面鋪砌天然石, 另鋪砌瓷磚於櫃背 | | Natural Stone 天然石材 | Gypsum board false ceiling finished with emulsion paint 石膏板假天花及髹乳膠漆 | Natural stone 天然石材 |
| | | Whether the wall finishes run up to the ceiling 牆壁的裝修物料是否鋪至天花板 | Up to false ceiling level 鋪至假天花水平 | | | | |

FITTINGS, FINISHES AND APPLIANCES
裝置、裝修物料及設備

| 2. Interior Finishes (applicable to 2 Villa Avenue only) 室內裝修物料 (只適用於山城徑 2 號) | | | | | | |
|--|-------------------------------------|---|--|--|--|------------|
| Item 細項 | Description 描述 | Wall 牆壁 | Floor 地板 | Ceiling 天花板 | | |
| a. | Lobby 大堂 | Type of finishes for basement lift lobby 地庫升降機大堂裝修物料的類型 | Natural Stone 天然石材 | Natural Stone 天然石材 | Gypsum board false ceiling finished with emulsion paint 石膏板假天花及髹乳膠漆 | |
| | | Wall 牆壁 | Ceiling 天花板 | | | |
| b. | Internal wall and ceiling 內牆及天花板 | Type of finishes for living room and dining room 客廳及飯廳裝修物料的類型 | Wood veneer, emulsion paint, natural stone and leather 木皮飾面, 乳膠漆, 天然石材及皮革 | Gypsum board false ceiling finished with emulsion paint 石膏板假天花及髹乳膠漆 | | |
| | | Type of finishes for bedroom 睡房裝修物料的類型 | Master Bedroom: Wood veneer, wallpaper, stone, metal trim and emulsion paint Bedroom 1: Wood veneer, timber panel, metal trim and emulsion paint Bedroom 2: Wood veneer, polyethylene terephthalate panel, metal trim and emulsion paint Bedroom 3: Wood veneer, leather, metal trim and emulsion paint Bedroom 4: Wood veneer, emulsion paint, metal trim and wallpaper 主人睡房: 木皮飾面, 牆紙, 石材, 金屬飾線及乳膠漆 睡房 1: 木皮飾面, 木板, 金屬飾線及乳膠漆 睡房 2: 木皮飾面, 聚乙烯對苯二甲酸酯板, 金屬飾線及乳膠漆 睡房 3: 木皮飾面, 皮革, 金屬飾線及乳膠漆 睡房 4: 木皮, 乳膠漆, 金屬飾線及牆紙 | Gypsum board false ceiling finished with emulsion paint 石膏板假天花及髹乳膠漆 | | |
| | | Floor 地板 | Skirting 牆腳線 | | | |
| c. | Internal floor 內部地板 | Material for living room and dining room 客廳及飯廳的用料 | Natural Stone 天然石材 | Natural Stone 天然石材 | | |
| | | Material for bedroom 睡房的用料 | Timber Flooring 木地板 | Timber Skirting 木腳線 | | |
| | | Wall 牆壁 | Floor 地板 | Ceiling 天花板 | | |
| d. | Bathroom 浴室 | Type of finishes 裝修物料的類型 | Natural stone on exposed surface 外露表面鋪砌天然石 | Natural stone on exposed surface 外露表面鋪砌天然石 | Gypsum board false ceiling finished with emulsion paint 石膏板假天花及髹乳膠漆 | |
| | | Whether the wall finishes run up to the ceiling 牆壁的裝修物料是否鋪至天花板 | Up to false ceiling level 鋪至假天花水平 | | | |
| | | Wall 牆壁 | Floor 地板 | Ceiling 天花板 | Cooking Bench 灶台 | |
| e. | Kitchen 廚房 | Type of finishes 裝修物料的類型 | Tile 瓷磚 | Natural Stone 天然石材 | Gypsum board false ceiling finished with emulsion paint 石膏板假天花及髹乳膠漆 | Tile 瓷磚 |
| | | Whether the wall finishes run up to the ceiling 牆壁的裝修物料是否鋪至天花板 | Up to false ceiling level 鋪至假天花水平 | | | |

| 2. Interior Finishes (applicable to Unit B on 5/F of Tower 6 only) 室內裝修物料 (只適用於第6座5樓B單位) | | | | | | |
|---|---|---|--|--|-------------------------|--|
| Item 細項 | Description 描述 | Wall 牆壁 | Floor 地板 | Ceiling 天花板 | | |
| a. Lobby 大堂 | Type of finishes for basement lift lobby 地庫升降機大堂裝修物料的類型 | Wood veneer, plastic laminate, mirror panel, natural stone and metal trim 木皮飾面, 膠板飾面, 鏡飾面, 天然石材及金屬飾線 | Natural Stone 天然石材 | Gypsum board false ceiling finished with emulsion paint 石膏板假天花及髹乳膠漆 | | |
| | Type of finishes for ground floor residential entrance lobby 地下住宅入口大堂裝修物料的類型 | Wood veneer, plastic laminate, mirror panel, natural stone and metal trim 木皮飾面, 膠板飾面, 鏡飾面, 天然石材及金屬飾線 | Natural Stone 天然石材 | Gypsum board false ceiling finished with emulsion paint 石膏板假天花及髹乳膠漆 | | |
| | Type of finishes for private lift lobby 私人升降機大堂裝修物料的類型 | Wood veneer, metal and mirror 木皮飾面, 金屬及鏡 | Natural stone 天然石材 | Gypsum board false ceiling finished with emulsion paint 石膏板假天花及髹乳膠漆 | | |
| | Type of finishes for 1/F to 3/F, 5/F Common lift lobby 於1樓至3樓, 5樓之公用升降機大堂裝修物料的類型 | Tile and plastic laminated panel 瓷磚及膠板飾面板 | Tile 瓷磚 | Gypsum board false ceiling finished with emulsion paint 石膏板假天花及髹乳膠漆 | | |
| | | Wall 牆壁 | Ceiling 天花板 | | | |
| b. Internal wall and ceiling 內牆及天花板 | Type of finishes for living room and dining room 客廳及飯廳裝修物料的類型 | Wood veneer, natural stone, metal, glass and mirror 木皮飾面, 天然石材, 金屬, 玻璃及鏡 | Gypsum board false ceiling finished with emulsion paint and paint 石膏板假天花, 髹乳膠漆及油漆 | | | |
| | Type of finishes for bedroom 睡房裝修物料的類型 | Master Bedroom: Wood veneer, fabric, wallpaper, paint, metal trim and mirror Bedroom 1: Wood veneer, wallpaper, fabric and metal trim Bedroom 2: Wood veneer, wallpaper, fabric, metal trimming and mirror 主人睡房: 木皮飾面, 布料, 牆紙, 油漆, 金屬飾線及鏡 睡房 1: 木皮飾面, 牆紙, 布料及金屬飾線 睡房 2: 木皮飾面, 牆紙, 布料, 金屬飾線及鏡 | Gypsum board false ceiling finished with emulsion paint and paint 石膏板假天花及髹乳膠漆及油漆 | | | |
| | | Floor 地板 | Skirting 牆腳線 | | | |
| c. Internal floor 內部地板 | Material for living room and dining room 客廳及飯廳的用料 | Engineered timber flooring 複合木地板 | Stainless steel skirting 不鏽鋼牆腳線 | | | |
| | Material for bedroom 睡房的用料 | Engineered timber flooring 複合木地板 | Stainless steel skirting 不鏽鋼牆腳線 | | | |
| | | Wall 牆壁 | Floor 地板 | Ceiling 天花板 | | |
| d. Bathroom 浴室 | Type of finishes 裝修物料的類型 | Natural stone on exposed surface 外露表面鋪砌天然石材 | Natural stone on exposed surface 外露表面鋪砌天然石材 | Gypsum board false ceiling finished with emulsion paint 石膏板假天花及髹乳膠漆 | | |
| | Whether the wall finishes run up to the ceiling 牆壁的裝修物料是否鋪至天花板 | Up to false ceiling level 鋪至假天花水平 | | | | |
| | | Wall 牆壁 | Floor 地板 | Ceiling 天花板 | Cooking Bench 灶台 | |
| e. Kitchen (including open kitchen) 廚房 (包括開放式廚房) | Type of finishes 裝修物料的類型 | Natural stone 天然石材 | Engineered timber flooring 複合木地板 | Gypsum board false ceiling finished with emulsion paint 石膏板假天花及髹乳膠漆 | Artificial stone 人造石 | |
| | Whether the wall finishes run up to the ceiling 牆壁的裝修物料是否鋪至天花板 | Up to false ceiling level 鋪至假天花水平 | | | | |

FITTINGS, FINISHES AND APPLIANCES
裝置、裝修物料及設備

| 2. Interior Finishes (applicable to Unit A & B on 3/F of Tower 10 only) 室內裝修物料 (只適用於第10座3樓A及B單位) | | | | |
|---|---|---|--|--|
| Item 細項 | Description 描述 | Wall 牆壁 | Floor 地板 | Ceiling 天花板 |
| a. Lobby 大堂 | Type of finishes for basement lift lobby 地庫升降機大堂裝修物料的類型 | Wood veneer, plastic laminate, mirror panel, natural stone and metal trim 木皮飾面, 膠板飾面, 鏡飾面, 天然石材及金屬飾線 | Natural stone 天然石材 | Gypsum board false ceiling finished with emulsion paint 石膏板假天花及髹乳膠漆 |
| | Type of finishes for ground floor residential entrance lobby 地下住宅入口大堂裝修物料的類型 | Wood veneer, plastic laminate, mirror panel, natural stone and metal trim 木皮飾面, 膠板飾面, 鏡飾面, 天然石材及金屬飾線 | | |
| | Type of finishes for private lift lobby 私人升降機大堂裝修物料的類型 | Wood veneer 木皮飾面 | | |
| | Type of finishes for 1/F to 3/F, 5/F Common lift lobby 於1樓至3樓, 5樓之公用升降機大堂裝修物料的類型 | Tile and plastic laminated panel 瓷磚及膠板飾面板 | Tile 瓷磚 | |
| | | Wall 牆壁 | Ceiling 天花板 | |
| b. Internal wall and ceiling 內牆及天花板 | Type of finishes for living room and dining room 客廳及飯廳的用料 | Unit A on 3/F of Tower 10: Wood veneer, natural stone, metal, glass and mirror Unit B on 3/F of Tower 10: Wood veneer, leather, natural stone, paint, wallcovering, metal, glass and mirror 第10座3樓A單位: 木皮飾面, 天然石材, 金屬, 玻璃及鏡 第10座3樓B單位: 木皮飾面, 皮革, 天然石材, 油漆, 牆布, 金屬, 玻璃及鏡 | Unit A on 3/F of Tower 10: Gypsum board false ceiling finished with emulsion paint Unit B on 3/F of Tower 10: Wood veneer and paint to exposed surfaces. Partial areas of ceiling are equipped with suspended gypsum board false ceiling 第10座3樓A單位: 石膏板假天花及髹乳膠漆 第10座3樓B單位: 外露表面裝設木皮飾面及油漆。部份天花位置裝置石膏板假天花 | |
| | Type of finishes for master bedroom 主人睡房裝修物料的類型 | Unit A on 3/F of Tower 10: Wood veneer, faux leather, wallpaper, natural stone, metal, glass and mirror Unit B on 3/F of Tower 10: Wood veneer, faux leather, wallpaper, metal, glass and mirror 第10座3樓A單位: 木皮飾面, 仿造皮, 牆紙, 天然石材, 金屬, 玻璃及鏡 第10座3樓B單位: 木皮飾面, 仿造皮, 牆紙, 金屬, 玻璃及鏡 | Wood veneer, emulsion paint and metal to exposed surfaces. Partial areas of ceiling are equipped with suspended gypsum board false ceiling 外露表面裝設木皮飾面, 乳膠漆及金屬。部份天花位置裝置石膏板假天花 | |
| | Type of finishes for bedroom 1 睡房1裝修物料的類型 | Unit A on 3/F of Tower 10: Wood veneer, wallcoving, emulsion paint, metal and mirror Unit B on 3/F of Tower 10: Wood veneer, wallpaper, wallcoving, emulsion paint, metal and mirror 第10座3樓A單位: 木皮飾面, 牆布, 乳膠漆, 金屬及鏡 第10座3樓B單位: 木皮飾面, 牆紙, 牆布, 乳膠漆, 金屬及鏡 | Gypsum board false ceiling finished with emulsion paint 石膏板假天花及髹乳膠漆 | |

| 2. Interior Finishes (applicable to Unit A & B on 3/F of Tower 10 only) 室內裝修物料 (只適用於第10座3樓A及B單位) | | | | | | |
|---|---|--|--|---|---|-------------------------|
| Item 細項 | Description 描述 | Wall 牆壁 | Ceiling 天花板 | | | |
| b. | Internal wall and ceiling 內牆及天花板 | Type of finishes for Bedroom 2 睡房2裝修物料的類型 | Unit A on 3/F of Tower 10: Wood veneer, wallcovering, emulsion paint and metal Unit B on 3/F of Tower 10: Wood veneer, wallcovering, metal and glass 第10座3樓A單位: 木皮飾面, 牆布, 乳膠漆及金屬 第10座3樓B單位: 木皮飾面, 牆布, 金屬及玻璃 | | Gypsum board false ceiling finished with emulsion paint 石膏板假天花及髹乳膠漆 | |
| | | Type of finishes for bedroom 3 (applicable to Unit B on 3/F of Tower 10 only) 睡房3裝修物料的類型 (只適用於第10座3樓B單位) | Wood veneer, emulsion paint, metal, glass and mirror 木皮飾面, 乳膠漆, 金屬, 玻璃及鏡 | | Gypsum board false ceiling finished with emulsion paint 石膏板假天花及髹乳膠漆 | |
| | | Floor 地板 | Skirting 牆腳線 | | | |
| c. | Internal floor 內部地板 | Material for living room and dining room 客廳及飯廳的用料 | Unit A on 3/F of Tower 10: Natural stone Unit B on 3/F of Tower 10: Engineered timber flooring and natural stone border next to balcony door 第10座3樓A單位: 天然石材 第10座3樓B單位: 複合木地板, 另鋪砌天然石材邊緣於近露台門位置 | | Stainless steel skirting 不鏽鋼牆腳線 | |
| | | Material for master bedroom 主人睡房的用料 | Engineered timber flooring and natural stone border next to utility platform door 複合木地板, 另鋪砌天然石材邊緣於近工作平台門位置 | | Stainless steel skirting 不鏽鋼牆腳線 | |
| | | Material for bedroom 1 睡房1的用料 | Engineered timber flooring 複合木地板 | | Stainless steel skirting 不鏽鋼牆腳線 | |
| | | Material for bedroom 2 睡房2的用料 | Engineered timber flooring 複合木地板 | | Stainless steel skirting 不鏽鋼牆腳線 | |
| | | Material for bedroom 3 (applicable to Unit B on 3/F of Tower 10 only) 睡房3的用料 (只適用於第10座3樓B單位) | Engineered timber flooring 複合木地板 | | Stainless steel skirting 不鏽鋼牆腳線 | |
| | | Wall 牆壁 | Floor 地板 | Ceiling 天花板 | | |
| d. | Bathroom 浴室 | Type of finishes 裝修物料的類型 | Natural stone 天然石材 | Natural stone on exposed surface 外露表面鋪砌天然石 | Gypsum board false ceiling finished with emulsion paint 石膏板假天花及髹乳膠漆 | |
| | | Whether the wall finishes run up to the ceiling 牆壁的裝修物料是否鋪至天花板 | Up to false ceiling level 鋪至假天花水平 | | | |
| | | Wall 牆壁 | Floor 地板 | Ceiling 天花板 | Cooking Bench 灶台 | |
| e. | Kitchen (including open kitchen) 廚房 (包括開放式廚房) | Type of finishes 裝修物料的類型 | Natural stone, artificial stone, tile and wood panel 天然石材, 人造石, 瓷磚及木面板 | Natural stone 天然石材 | Gypsum board false ceiling finished with emulsion paint 石膏板假天花及髹乳膠漆 | Artificial Stone 人造石 |
| | | Whether the wall finishes run up to the ceiling 牆壁的裝修物料是否鋪至天花板 | Up to false ceiling level 鋪至假天花水平 | | | |

FITTINGS, FINISHES AND APPLIANCES
裝置、裝修物料及設備

| 3. Interior Fittings (applicable to 3, 5-11 Lucca Avenue and 2, 3, 5-12, 15-23, 25-30 Villa Avenue) 室內裝置 (適用於林海徑 3, 5-11號及山城徑2, 3, 5-12, 15-23, 25-30號) | | | | |
|--|---|--|---|--|
| Item 細項 | Description 描述 | Material 用料 | Finishes 裝修物料 | Accessories 配件 |
| a. Doors 門 | Basement lift lobby 地庫升降機大堂 | Solid core fire rated timber door 實心防火木門 | Wood veneer and metal 木皮飾面及金屬 | Door closer, lockset, handle and flush bolt 氣鼓, 門鎖, 拉手及平頭插銷 |
| | Door of carport connecting to area outside basement lift lobby 車庫連接地庫升降機大堂對出空間之門 | Metal framed fire rated glass door 金屬框防火玻璃門 | Metal and glass 金屬及玻璃 | Electrical door lock and handle 電門鎖及拉手 |
| | Electric meter room, fire services water tank and pump room, fire services pump room 電錶房, 消防水缸泵房, 消防泵房 | Solid core fire rated timber door 實心防火木門 | Plastic laminated panel 膠板飾面 | Lockset, handle, door closer and door stopper 門鎖, 拉手, 氣鼓及門擋 |
| | Room for water meter cabinet / town gas meter (applicable to 3, 5-11 Lucca Avenue only) 水錶櫃/煤氣錶之房間 (只適用於林海徑 3, 5-11號) | Metal 金屬 | Natural stone and wood veneer 天然石材及木皮飾面 | Lockset, handle and door closer 門鎖, 拉手及氣鼓 |
| | Carport to electric meter room access (applicable to 3, 5-11 Lucca Avenue only) 車庫往電錶房通道 (只適用於林海徑 3, 5-11號) | Solid core fire rated timber door 實心防火木門 | Wood veneer and metal 木皮飾面及金屬 | Lockset, handle and door closer 門鎖, 拉手及氣鼓 |
| | Door of area outside fire services water tank and pump room connecting to common area (except 3, 5-11 Lucca Avenue; 5, 10-12 Villa Avenue) 消防水缸泵房對出空間連接公用地方之門 (林海徑3, 5-11號; 山城徑5, 10-12號除外) | Solid fire rated timber door 實心防火木門 | Timber veneer 木皮飾面 | Door closer, door stopper and lockset 氣鼓, 門擋及門鎖 |
| | Door of area outside lift lobby connecting to common area (applicable to 5 Villa Avenue only) 升降機大堂對出空間連接公用地方之門 (只適用於山城徑5號) | Solid fire rated timber door 實心防火木門 | Timber veneer 木皮飾面 | Door closer, door stopper and lockset 氣鼓, 門擋及門鎖 |
| | Door of carpark connecting to staircase toward common area (applicable to 7-10 Lucca Avenue only) 停車位連接通往公用地方之樓梯之門 (只適用於林海徑7-10號) | Solid core fire rated timber door 實心防火木門 | Wood veneer 木皮飾面 | Door closer, handle and lockset 氣鼓, 拉手及門鎖 |
| | Door of area outside basement lift lobby connecting to area outside fire services water tank and pump room (except 3, 5-11 Lucca Avenue; 5, 10-12 Villa Avenue) 地庫升降機大堂對出空間連接消防水缸泵房外空間之門 (林海徑3, 5-11號; 山城徑5, 10-12號除外) | Solid core fire rated timber door 實心防火木門 | Wood veneer 木皮飾面 | Door closer, handle and lockset 氣鼓, 拉手及門鎖 |
| | Door between foyer and outdoor area 前廳與室外空間之間之門 | Metal 金屬 | Fluorocarbon coating 氟碳噴塗層 | Electrical door lock and handle 電門鎖及拉手 |
| | Door between foyer and outdoor area 前廳與室外空間之門 | Aluminium framed glass door 鋁質框玻璃門 | Fluorocarbon coating 氟碳噴塗層 | Lockset and handle 門鎖及拉手 |
| | Door between foyers 前廳之間之門 | Solid core timber door 實心木門 | Wood veneer and metal 木皮飾面及金屬 | Lockset, handle and door closer 門鎖, 拉手及氣鼓 |
| | Kitchen 廚房 | Metal framed fire rated glass door 金屬框防火玻璃門 | Metal and glass 金屬及玻璃 | Door handle 拉手 |
| Master bedroom 主人睡房 | Solid core timber door 實心木門 | Wood veneer and metal 木皮飾面及金屬 | lockset, handle and door stopper 門鎖, 拉手及門擋 | |

| 3. Interior Fittings (applicable to 3, 5-11 Lucca Avenue and 2, 3, 5-12, 15-23, 25-30 Villa Avenue) 室內裝置 (適用於林海徑 3, 5-11號及山城徑2, 3, 5-12, 15-23, 25-30號) | | | | |
|--|-------------------------|-----------------------------------|---|---|
| Item 細項 | Description 描述 | Material 用料 | Finishes 裝修物料 | Accessories 配件 |
| a. Doors 門 | Bedroom 睡房 | Solid core timber door 實心木門 | All bedrooms except bedrooms specified below: Wood veneer and metal For junior suite, bedroom 2, bedroom 3 of Houses below: Wood veneer, stone and metal -3, 5-11 Lucca Avenue For external door of bedroom 2, bedroom 3 of Houses below: Wood veneer, plastic laminate and metal -10-12 Villa Avenue; For bedroom 2, bedroom 3 of Houses below: Wood veneer, plastic laminate and metal -3, 5-9, 15-23, 25-30 Villa Avenue 除以下指明睡房外, 所有睡房: 木皮飾面及金屬 以下洋房之少主人房, 睡房2, 睡房3: 木皮飾面, 石材及金屬 -林海徑3, 5-11號 以下洋房之睡房2外門, 睡房3: 木皮及膠板飾面及金屬 -山城徑10-12號 以下洋房之睡房2, 睡房3: 木皮飾面及膠板飾面及金屬 -山城徑3, 5-9, 15-23, 25-30號 | lockset, handle and door stopper 門鎖, 拉手及門擋 |
| | Master bathroom 主人浴室 | Metal framed glass door 金屬框玻璃門 | Metal and glass 金屬及玻璃 | Lockset and handle 門鎖及拉手 |
| | Bathroom 浴室 | Solid core timber door 實心木門 | For Houses below: Wood veneer and metal -3, 5-11 Lucca Avenue For Houses below: Wood veneer, plastic laminate and metal - 3, 5-12, 15-23, 25-30 Villa Avenue 以下洋房: 木皮飾面及金屬 -林海徑3, 5-11號 以下洋房: 木皮, 膠板飾面及金屬 -山城徑3, 5-12, 15-23, 25-30號 | lockset, handle and door stopper 門鎖, 拉手及門擋 |
| | Powder room 化妝間 | Solid core timber door 實心木門 | For all Houses except Houses specified below: Wood veneer, plastic laminate, stone and metal For Houses below: Wood veneer and metal -10-12 Villa Avenue 除以下指明洋房外, 所有洋房: 木皮飾面, 膠板飾面, 石材及金屬 以下洋房: 木皮飾面及金屬 -山城徑10-12號 | lockset, handle and door stopper 門鎖, 拉手及門擋 |
| | Lavatory 洗手間 | Aluminum with glass 鋁質配玻璃門 | Powder coating and glass 粉末噴塗及玻璃 | Lockset and handle 門鎖及拉手 |

Note: Material, finishes and accessories are not applicable to the houses which do not have such door.

備註: 用料, 裝修物料及配件不適用於沒有該門之洋房。

FITTINGS, FINISHES AND APPLIANCES
裝置、裝修物料及設備

| 3. Interior Fittings (applicable to 3, 5-11 Lucca Avenue and 2, 3, 5-12, 15-23, 25-30 Villa Avenue) 室內裝置 (適用於林海徑 3, 5-11號及山城徑2, 3, 5-12, 15-23, 25-30號) | | | | |
|--|--|---------------------------------------|---|--|
| Item 細項 | Description 描述 | Material 用料 | Finishes 裝修物料 | Accessories 配件 |
| a. Doors 門 | Utility 工作間 | Solid core timber door 實心木門 | For utility on G/F of below houses: Wood veneer, plastic laminate, stone and metal -3, 5-9, 15-23, 25-30 of Villa Avenue For utility on G/F of below houses: Wood veneer, stone and metal -10-12 of Villa Avenue For utility on 1/F of below houses: Wood veneer, plastic laminate and metal -3, 5-12, 15-23, 25-30 of Villa Avenue For utility 1 of below houses: Wood veneer -3, 5-11 Lucca Avenue For utility 2 of below houses: Wood veneer and metal -3, 5-11 Lucca Avenue 以下洋房於地下之工作間: 木皮飾面, 膠板飾面, 石材及金屬 -山城徑3, 5-9, 15-23, 25-30號 以下洋房於地下之工作間: 木皮飾面, 石材及金屬 -山城徑10-12號 以下洋房於1樓之工作間: 木皮飾面, 膠板飾面及金屬 -山城徑3, 5-12, 15-23, 25-30號 以下洋房之工作間1: 木皮飾面 -林海徑3, 5-11號 以下洋房之工作間2: 木皮飾面及金屬 -林海徑3, 5-11號 | For houses below: Lockset, handel and door stopper -3, 5-11 Lucca Avenue For houses below: Lockset and handle -3, 5-12, 15-23, 25-30 Villa Avenue 以下洋房: 門鎖, 拉手及門擋 -林海徑3, 5-11號 以下洋房: 門鎖及拉手 -山城徑3, 5-12, 15-23, 25-30號 |
| | Store 儲物室 | Solid core timber door 實心木門 | Wood veneer and metal 木皮飾面及金屬 | Lockset and handle 門鎖及拉手 |
| | Garden, balcony, flat roof, roof 花園, 露台, 平台, 天台 | Aluminium Framed Glass Door 鋁質框玻璃門 | Fluorocarbon Coating 氟碳噴塗層 | Lockset and handle 門鎖及拉手 |

| 3. Interior Fittings (applicable to 3, 5-11 Lucca Avenue and 2, 3, 5-12, 15-23, 25-30 Villa Avenue) 室內裝置 (適用於林海徑 3, 5-11號及山城徑2, 3, 5-12, 15-23, 25-30號) | | | |
|--|--|----------------------|--|
| Item 細項 | Description 描述 | Type 類型 | Material 用料 |
| b. Bathroom 浴室 | Type and material of fittings and equipment 裝置及設備的類型及用料 | Basin Cabinet 面盆櫃 | For houses below: Wood veneer basin counter with natural stone countertop -3, 5-11 Lucca Avenue For houses below: Wood veneer basin counter with natural stone countertop and metal base -3, 5-12, 15-23, 25-30 Villa Avenue 以下洋房: 木皮飾面盆櫃配以天然石檯面 -林海徑 3, 5-11號 以下洋房: 木皮飾面盆櫃配以天然石檯面及金屬腳座 -山城徑 3, 5-12, 15-23, 25-30號 |
| | | Mirror Cabinet 鏡櫃 | For houses below: Master bathroom: Wooden cabinet with full height mirror and metal frame wall mirror Bathroom, bathroom 1, bathroom 2, bathroom 3: Wooden mirror cabinet with metal frame and glass shelves -3, 5-11 Lucca Avenue For houses below: Master bathroom: Wooden cabinet with glass shelves and metal frame wall mirror Bathroom 1, bathroom 2: Wooden mirror cabinet with metal frame, mirror, metal and glass shelves -3, 5-12, 15-23, 25-30 Villa Avenue 以下洋房: 主人浴室: 木櫃配連身鏡及金屬外框牆身鏡; 浴室, 浴室1, 浴室2, 浴室3: 金屬外框木鏡櫃及玻璃層架 -林海徑 3, 5-11號 以下洋房: 主人浴室: 木櫃配玻璃層架, 金屬外框牆身鏡; 浴室1, 浴室2: 木鏡櫃配以金屬外框, 鏡, 金屬及玻璃層架 -山城徑 3, 5-12, 15-23, 25-30號 |
| | | Wash basin 面盆 | For houses below: Master bathroom: Natural stone; Bathroom: Ceramics -3, 5-11 Lucca Avenue For houses below: Ceramics -3, 5-12, 15-23, 25-30 Villa Avenue 以下洋房: 主人浴室: 天然石; 浴室: 瓷製品 -林海徑 3, 5-11號 以下洋房: 瓷製品 -山城徑 3, 5-12, 15-23, 25-30號 |
| | | Water closet 坐廁 | Ceramics 瓷製品 |
| | | Mixer 水龍頭 | Metal 金屬 |
| | | Towel bar 毛巾架 | Metal 金屬 |

FITTINGS, FINISHES AND APPLIANCES
裝置、裝修物料及設備

| 3. Interior Fittings (applicable to 3, 5-11 Lucca Avenue and 2, 3, 5-12, 15-23, 25-30 Villa Avenue) 室內裝置 (適用於林海徑 3, 5-11號及山城徑2, 3, 5-12, 15-23, 25-30號) | | | |
|--|--|--|---|
| Item 細項 | Description 描述 | Type 類型 | Material 用料 |
| b. Bathroom 浴室 | Type and material of fittings and equipment 裝置及設備的類型及用料 | Paper holder 衛生紙架 | Metal 金屬 |
| | | Robe hook 衣鈎 | Metal 金屬 |
| | | Toilet Cubicle 座廁間 | Metal framed glass partition 金屬外框玻璃間隔 |
| | Type and material of water supply system 供水系統的類型及用料 | Cold water supply 冷水喉 | Copper pipes for water supply 供水系統採用銅喉 |
| | | Hot water supply 熱水喉 | Copper pipes for water supply 供水系統採用銅喉 |
| | Type and material of bathing facilities (including shower or bath tub if applicable) 沐浴設施的類型及用料 (包括花灑或浴缸, 如適用的話) | Shower set 花灑套裝 | Metal 金屬 |
| | | Shower Cubicle 浴屏 | Metal framed glass partition 金屬外框玻璃間隔 |
| | | Bath tub 浴缸 | For houses below: Master bathroom: Enamelled steel -3, 5-11 Lucca Avenue For houses below: Master bathroom and bathroom 1: Reconstituted stone -3, 5-9, 15-23, 25-30 Villa Avenue For houses below: Master bathroom: Reconstituted stone -10-12 Villa Avenue 以下洋房: 主人浴室: 瓷釉壓製鋼 -林海徑 3, 5-11號 以下洋房: 主人浴室及浴室1: 合成石 -山城徑 3, 5-9, 15-23, 25-30號 以下洋房: 主人浴室: 合成石 -山城徑10-12號 |
| | Size of bath tub, if applicable 浴缸大小 (如適用的話) | For houses below: Master bathroom: 2000mm(L)x1000mm(W)x445mm(H) -3, 5-11 Lucca Avenue For houses below: Master bathroom: 1680mm(L)x800mm(W)x500mm(H); Bathroom 1: 1680mm(L)x750mm(W)x500mm(H) -3, 5-9, 15-23, 25-30 Villa Avenue For houses below: Master bathroom: 1680mm(L)x800mm(W)x500mm(H) -10-12 Villa Avenue 以下洋房: 主人浴室: 2000毫米(長)x1000毫米(闊)x445毫米(高) -林海徑 3, 5-11號 以下洋房: 主人浴室: 1680毫米(長)x800毫米(闊)x500毫米(高); 浴室 1: 1680毫米(長)x750毫米(闊)x500毫米(高) -山城徑 3, 5-9, 15-23, 25-30號 以下洋房: 主人浴室: 1680毫米(長)x800毫米(闊)x500毫米(高) -山城徑10-12號 | |

| 3. Interior Fittings (applicable to 3, 5-11 Lucca Avenue and 2, 3, 5-12, 15-23, 25-30 Villa Avenue) 室內裝置 (適用於林海徑 3, 5-11號及山城徑 2, 3, 5-12, 15-23, 25-30號) | | | |
|---|--|-----------------------|--|
| Item 細項 | Description 描述 | Type 類型 | Material 用料 |
| c. Kitchen 廚房 | Sink unit 洗滌盆 | | Stainless steel 不銹鋼 |
| | Water supply system 供水系統 | | Copper pipes for water supply 供水系統採用銅喉 |
| | | | Material 用料 |
| | Kitchen cabinet 廚櫃 | | <p>For houses below: Base unit, tall unit and island : Wood particleboard cabinet and door panel; Wall unit: Wood particleboard with honeycombed aluminium core door panel -3, 5-11 Lucca Avenue</p> <p>For houses below: Base unit and tall unit: Wood particleboard cabinet with honeycomb-core aluminium panel door panel; Wall unit: Wood particleboard with medium density fiberboard door panel -3, 5-12, 15-23, 25-30 Villa Avenue</p> <p>以下洋房: 地櫃, 高櫃及中島廚櫃: 木刨花板櫃身及門板; 吊櫃: 木刨花板櫃身及鋁蜂窩板門板 -林海徑 3, 5-11號</p> <p>以下洋房: 地櫃及高櫃: 木刨花板櫃身配鋁蜂窩板門板; 吊櫃: 木刨花板櫃身配中密度纖維門板 -山城徑 3, 5-12, 15-23, 25-30號</p> |
| | Type of all other fittings and equipment 所有其他裝置及設備的類型 | Sink mixer 水龍頭 | Hot and cold sink mixer 冷熱水龍頭 |
| | | Type 類型 | Material 用料 |
| d. Bedroom 睡房 | Fittings (including built-in wardrobe) 裝置 (包括嵌入式衣櫃) | Not applicable 不適用 | |

FITTINGS, FINISHES AND APPLIANCES
裝置、裝修物料及設備

| 3. Interior Fittings (applicable to all units of all Towers, except Unit A & B on 3/F of Tower 10, Unit B on 5/F of Tower 6) 室內裝置 (適用於所有座樓之所有單位, 第10座3樓A及B單位, 第6座5樓B單位除外) | | | | |
|--|---|--|---|--|
| Item 細項 | Description 描述 | Material 用料 | Finishes 裝修物料 | Accessories 配件 |
| a. Doors 門 | Main entrance 主入口 | Solid core fire rated timber door 實心防火木門 | Wood veneer and metal 木皮飾面及金屬 | Lockset, handle, door closer, eye view and door stopper 門鎖, 拉手, 氣鼓, 防盜眼及門擋 |
| | Family room 家庭廳 | Glass door with metal frame 金屬框玻璃門 | Metal and glass 金屬及玻璃 | Handle 拉手 |
| | Kitchen 廚房 | All kitchens except kitchens specified below: Solid core fire rated timber door with glass vision panel For the kitchens in units below: Fire rated glass door with metal frame -Tower 1, 3, 10, 16, 17: Unit B on 5/F -Tower 9: Unit A on 5/F 除以下指明廚房外, 所有廚房: 實心防火木門配玻璃視窗 以下單位之廚房: 金屬框防火玻璃門 -第1, 3, 10, 16, 17座: 5樓B單位 -第9座: 5樓A單位 | All kitchens except kitchens specified below: Metal and glass For the kitchens in units below: Metal and glass -Tower 1, 3, 10, 16, 17: Unit B on 5/F -Tower 9: Unit A on 5/F 除以下指明廚房外, 所有廚房: 金屬及玻璃 以下單位之廚房: 金屬及玻璃 -第1, 3, 10, 16, 17座: 5樓B單位 -第9座: 5樓A單位 | All kitchens except kitchens specified below: Handle, door closer and door stopper For the kitchens in units below: Handle and door closer -Tower 1, 3, 10, 16, 17: Unit B on 5/F -Tower 9: Unit A on 5/F 除以下指明廚房外, 所有廚房: 拉手, 氣鼓及門擋 以下單位之廚房: 拉手及氣鼓 -第1, 3, 10, 16, 17座: 5樓B單位 -第9座: 5樓A單位 |
| | Master bedroom, bedroom 主人睡房, 睡房 | Hollow core timber door 空心木門 | Wood veneer 木皮飾面 | Lockset, handle and door stopper 門鎖, 拉手及門擋 |
| | Master bathroom 主人浴室 | All units except units specified below: Glass door with metal frame For units below: Hollow core timber door -Tower 8, 12: Unit A on G/F to 3/F 除以下指明單位外, 所有單位: 金屬框玻璃門 以下單位: 空心木門 -第8, 12座: 地下至3樓A單位 | All units except units specified below: Metal and glass For units below: Wood veneer panel with louver -Tower 8: Unit A on G/F to 3/F For units below: Wood veneer panel -Tower 12: Unit A on G/F to 3/F 除以下指明單位外, 所有單位: 金屬及玻璃 以下單位: 木皮飾面板及百葉 -第8座: 地下至3樓A單位 以下單位: 木皮飾面板 -第12座: 地下至3樓A單位 | All units except units specified below: Lockset and handle For units below: Lockset, handle and door stopper -Tower 8, 12: Unit A on G/F to 3/F 除以下指明單位外, 所有單位: 門鎖及拉手 以下單位: 門鎖, 拉手及門擋 -第8, 12座: 地下至3樓A單位 |
| Bathroom 浴室 | All bathrooms except bathroom specified below: Hollow core timber door For bathroom 1 in unit below: Glass door with metal frame -Tower 18: Unit A on 5/F 除以下指明浴室外, 所有浴室: 空心木門 以下單位之浴室1: 金屬框玻璃門 -第18座: 5樓A單位 | All bathrooms except bathroom specified below: Wood veneer panel and louver For bathroom 1 in unit below: Metal and glass -Tower 18: Unit A on 5/F 除以下指明浴室外, 所有浴室: 木皮飾面板及百葉 以下單位之浴室1: 金屬及玻璃 -第18座: 5樓A單位 | All bathrooms except bathroom specified below: Lockset, handle and door stopper For bathroom 1 in unit below: Lockset and handle -Tower 18: Unit A on 5/F 除以下指明浴室外, 所有浴室: 門鎖, 拉手及門擋 以下單位之浴室1: 門鎖及拉手 -第18座: 5樓A單位 | |

| 3. Interior Fittings (applicable to all units of all Towers, except Unit A & B on 3/F of Tower 10, Unit B on 5/F of Tower 6) 室內裝置 (適用於所有座樓之所有單位, 第10座3樓A及B單位, 第6座5樓B單位除外) | | | | |
|--|--------------------|--|-------------------------------|--|
| Item 細項 | Description 描述 | Material 用料 | Finishes 裝修物料 | Accessories 配件 |
| a. Doors 門 | Powder room 化妝間 | Hollow core timber door 空心木門 | Wood veneer panel 木皮飾面板 | All powder rooms except powder room specified below: Lockset, handle and door stopper For powder room (next to family room) in unit below: Handle and door stopper -Tower 18: Unit A on 5/F 除以下指明化妝間外, 所有化妝間: 門鎖, 拉手及門擋 以下單位之化妝間(於家庭廳旁): 拉手及門擋 -第18座: 5樓A單位 |
| | Lavatory 洗手間 | Aluminium framed frosted glass door 鋁質框磨砂玻璃門 | Fluorocarbon coating 氟碳噴塗層 | Lockset and handle 門鎖及拉手 |
| | Utility 工作間 | All units except units specified below: Hollow core timber door For following units: Solid core fire rated timber door -Tower 7: Unit C on G/F 除以下指明單位外, 所有單位: 空心木門 以下單位: 實心防火木門 - 第7座: 地下C單位 | Wood veneer panel 木皮飾面板 | All units except units specified below: Lockset, handle and door stopper For following unit: Lockset, handle, door closer and door stopper -Tower 7: Unit C on G/F For following units: Lockset and handle -Tower 18: Unit A on G/F to 3/F 除以下指明單位外, 所有單位: 門鎖, 拉手及門擋 以下單位: 門鎖, 拉手, 氣鼓, 及門擋 -第7座: 地下C單位 以下單位: 門鎖及拉手 - 第18座: 地下至3樓A單位 |

Note: Material, finishes and accessories are not applicable to the units which do not have such door.

備註: 用料, 裝修物料及配件不適用於沒有該門之單位。

FITTINGS, FINISHES AND APPLIANCES
裝置、裝修物料及設備

| 3. Interior Fittings (applicable to all units of all Towers, except Unit A & B on 3/F of Tower 10, Unit B on 5/F of Tower 6) 室內裝置 (適用於所有座樓之所有單位, 第10座3樓A及B單位, 第6座5樓B單位除外) | | | | | |
|--|-------------------|---|---|--|---|
| Item 細項 | Description 描述 | Material 用料 | Finishes 裝修物料 | Accessories 配件 | |
| a. | Doors 門 | Secondary entrance (connecting to common lift lobby) 副入口 (連接公用升降機大堂) | Solid core fire rated timber door 實心防火木門 | <p>All units except units specified below: Plastic laminated panel</p> <p>For units below: Wood veneer panel and plastic laminated panel -Tower 1-3, 6-11, 15-17: Unit A, B on 5/F -Tower 6: Unit D on 1/F to 3/F -Tower 7: Unit B on 1/F to 3/F -Tower 12, 18: Unit A on 5/F -Tower 18: Unit A, B on 1/F to 3/F</p> <p>For units below: Wood veneer panel -Tower 7: Unit B on G/F -Tower 18: Unit A, B on G/F</p> <p>For units below: Frosted mirror, plastic laminated panel and metal -Tower 2, 16: Unit A, B on G/F -Tower 7, 9: Unit C, D on G/F -Tower 11, 12: Unit C on G/F</p> <p>除以下指明單位外, 所有單位: 膠板飾面板</p> <p>以下單位: 木皮飾面板及膠板飾面板 - 第1-3, 6-11, 15-17座: 5樓A, B單位 - 第6座: 1樓至3樓D單位 - 第7座: 1樓至3樓B單位 - 第12, 18座: 5樓A單位 - 第18座: 1樓至3樓A, B單位</p> <p>以下單位: 木皮飾面板 - 第7座: 地下B單位 - 第18座: 地下A, B單位</p> <p>以下單位: 磨砂鏡面, 膠板飾面板及金屬 -第2, 16座: 地下A, B單位 -第7, 9座: 地下C, D單位 -第11, 12座: 地下C單位</p> | Lockset, handle, door closer, eye view and door stopper 門鎖, 拉手, 氣鼓, 防盜眼及門擋 |

| 3. Interior Fittings (applicable to all units of all Towers, except Unit A & B on 3/F of Tower 10, Unit B on 5/F of Tower 6) 室內裝置 (適用於所有座樓之所有單位, 第10座3樓A及B單位, 第6座5樓B單位除外) | | | | |
|--|-------------------|--|--|---|
| Item 細項 | Description 描述 | Material 用料 | Finishes 裝修物料 | Accessories 配件 |
| a. | Doors 門 | <p>Door of the corridor towards secondary entrance connecting to the unit 往副入口之走廊連接單位之門</p> <p>All doors except doors in units specified below: Hollow core timber door</p> <p>For doors in following units: Solid core fire rated timber door -Tower 6: Unit B, C on 1/F to 3/F -Tower 7: Unit D on G/F -Tower 8: Unit A on G/F to 3/F -Tower 18: Unit A on 5/F (doors near family room)</p> <p>For doors in following units: Solid core fire rated timber door with glass vision panel -Tower 1, 3, 10, 11, 15-17: Unit B on 5/F -Tower 7, 9: Unit A on 5/F -Tower 18: Unit A on 5/F (door near open kitchen)</p> <p>For doors in following units: Solid core fire rated timber door -Tower 2, 16: Unit A, B on G/F -Tower 9: Unit C, D on G/F -Tower 7, 11, 12: Unit C on G/F</p> <p>除以下指明單位外, 所有門: 空心木門</p> <p>以下單位之門: 實心防火木門 -第6座: 1樓至3樓B, C單位 -第7座: 地下D單位 -第8座: 地下至3樓A單位 -第18座: 5樓A單位 (近家庭廳位置之門)</p> <p>以下單位之門: 實心防火木門配玻璃視窗 -第1, 3, 10, 11, 15-17座: 5樓B單位 -第7, 9座: 5樓A單位 -第18座: 5樓A單位 (近開放式廚房位置之門)</p> <p>以下單位之門: 實心防火木門 -第2, 16座: 地下A, B單位 -第9座: 地下C, D單位 -第7, 11, 12座: 地下C單位</p> | <p>All doors except doors in units specified below: Wood veneer</p> <p>For doors in following units: Wood veneer panel and plastic laminated panel -Tower 6: Unit B, C on 1/F to 3/F -Tower 7: Unit D on 1/F to 3/F -Tower 7, 8: Unit A on G/F to 3/F</p> <p>For doors in following units: Metal and glass -Tower 1, 3, 10, 11, 15-17: Unit B on 5/F -Tower 7, 9: Unit A on 5/F -Tower 18: Unit A on 5/F (door near open kitchen)</p> <p>For doors in following units: Wood veneer -Tower 2, 16: Unit A, B on G/F -Tower 9: Unit C, D on G/F -Tower 7, 11, 12: Unit C on G/F</p> <p>除以下指明單位外, 所有門: 木皮飾面</p> <p>以下單位之門: 木皮飾面板及膠板飾面板 -第6座: 1樓至3樓B, C單位 -第7座: 1樓至3樓D單位 -第7, 8座: 地下至3樓A單位</p> <p>以下單位之門: 金屬及玻璃 -第1, 3, 10, 11, 15-17座: 5樓B單位 -第7, 9座: 5樓A單位 -第18座: 5樓A單位 (近開放式廚房位置之門)</p> <p>以下單位之門: 木皮飾面板 -第2, 16座: 地下A, B單位 -第9座: 地下C, D單位 -第7, 11, 12座: 地下C單位</p> | <p>All doors except doors in units specified below: Handle, lockset and door stopper</p> <p>For doors in following units: Lockset, handle, door closer and door stopper -Tower 6: Unit B, C on 1/F to 3/F -Tower 7: Unit D on 1/F to 3/F -Tower 7, 8: Unit A on G/F to 3/F -Tower 18: Unit A on 5/F (door near main entrance)</p> <p>For doors in following units: Lockset, handle, door closer, eye view and door stopper -Tower 7: Unit D on G/F</p> <p>For doors in following units: Handle, door closer and door stopper -Tower 1, 3, 10, 11, 15-17: Unit B on 5/F -Tower 7, 9: Unit A on 5/F -Tower 18: Unit A on 5/F (doors near open kitchen)</p> <p>For doors in following units: Handle, door closer and door stopper -Tower 2, 16: Unit A, B on G/F -Tower 9: Unit C, D on G/F -Tower 7, 11, 12: Unit C on G/F</p> <p>除以下指明單位外, 所有門: 拉手, 門鎖及門擋</p> <p>以下單位之門: 門鎖, 拉手, 氣鼓及門擋 -第6座: 1樓至3樓B, C單位 -第7座: 1樓至3樓D單位 -第7, 8座: 地下至3樓A單位 -第18座: 5樓A單位 (近主入口位置之門)</p> <p>以下單位之門: 門鎖, 拉手, 氣鼓, 防盜眼及門擋 -第7座: 地下D單位</p> <p>以下單位之門: 拉手, 氣鼓及門擋 -第1, 3, 10, 11, 15-17座: 5樓B單位 -第7, 9座: 5樓A單位 -第18座: 5樓A單位 (近開放式廚房位置之門)</p> <p>以下單位之門: 拉手, 氣鼓及門擋 -第2, 16座: 地下A, B單位 -第9座: 地下C, D單位 -第7, 11, 12座: 地下C單位</p> |

Note: Material, finishes and accessories are not applicable to the units which do not have such door.

備註: 用料, 裝修物料及配件不適用於沒有該門之單位。

FITTINGS, FINISHES AND APPLIANCES
裝置、裝修物料及設備

| 3. Interior Fittings (applicable to all units of all Towers, except Unit A & B on 3/F of Tower 10, Unit B on 5/F of Tower 6) 室內裝置 (適用於所有座樓之所有單位, 第10座3樓A及B單位, 第6座5樓B單位除外) | | | | |
|--|---|--|---|---|
| Item 細項 | Description 描述 | Material 用料 | Finishes 裝修物料 | Accessories 配件 |
| a. Doors 門 | Balcony, utility platform, flat roof, garden, stairhood, door of bedroom connecting to common area 露台, 工作平台, 平台, 花園, 梯屋, 睡房連接公用地方之門 | Aluminium framed glass door 鋁質框玻璃門 | Fluorocarbon coating 氟碳噴塗層 | Lockset and handle 門鎖及拉手 |
| | Door of garden entrance connecting to common area on G/F 地下花園入口連接公用地方之門 | Metal 金屬 | Fluorocarbon coating 氟碳噴塗層 | Lockset and handle 門鎖及拉手 |
| | Door of flat roof connecting to common area 平台連接公用地方之門 | Aluminium 鋁質 | Fluorocarbon coating 氟碳噴塗層 | Lockset and handle 門鎖及拉手 |
| | Door of pantry connecting to the area outside kitchen (applicable to Unit B on 5/F of Tower 1, 3, 10, 16, 17; Unit A on 5/F of Tower 9 only) 備餐間連接廚房對出空間之門 (只適用於第1, 3, 10, 16, 17座5樓B單位; 第9座5樓A單位) | Solid core fire rated timber door with glass vision panel 實心防火木門配玻璃視窗 | Metal and glass 金屬及玻璃 | Handle, door closer and door stopper 拉手, 氣鼓及門擋 |
| | Door to internal staircase (applicable to Unit B on 5/F of Tower 11 only) 通往內部樓梯之門 (只適用於第11座5樓B單位) | Solid core fire rated timber door with glass vision panel 實心防火木門配玻璃視窗 | Metal and glass 金屬及玻璃 | Handle, door closer and door stopper 拉手, 氣鼓及門擋 |
| | Door of open kitchen connecting to area outside utility (applicable to Unit A on G/F - 3/F of Tower 18 only) 開放式廚房連接工作間對出空間之門 (只適用於第18座地下至3樓A單位) | Metal framed glass door 金屬框玻璃門 | Metal and glass 金屬及玻璃 | Handle, door closer and door stopper 拉手, 氣鼓及門擋 |
| | Door of dining room connecting to utility (applicable to Unit D on G/F of Tower 7 only) 飯廳連接工作間之門 (只適用於第7座地下D單位) | Metal framed glass door 金屬框玻璃門 | Metal and glass 金屬及玻璃 | Handle, door closer and door stopper 拉手, 氣鼓及門擋 |
| Door of dining room connecting to area outside kitchen (applicable to Unit C on G/F of Tower 11 only) 飯廳連接廚房對出空間之門 (只適用於第11座地下C單位) | Metal framed glass door 金屬框玻璃門 | Metal and glass 金屬及玻璃 | Handle, door closer and door stopper 拉手, 氣鼓及門擋 | |

| 3. Interior Fittings (applicable to all units of all Towers, except Unit A & B on 3/F of Tower 10, Unit B on 5/F of Tower 6) 室內裝置 (適用於所有座樓之所有單位, 第10座3樓A及B單位, 第6座5樓B單位除外) | | | |
|--|--|----------------------|---|
| Item 細項 | Description 描述 | Type 類型 | Material 用料 |
| b. Bathroom 浴室 | Type and material of fittings and equipment 裝置及設備的類型及用料 | Basin Cabinet 面盆櫃 | Wooden basin cabinet with wood veneer panel, metal panel and natural stone 木製洗面盆櫃配以木皮飾面板, 金屬飾面板及天然石 |
| | | Mirror Cabinet 鏡櫃 | Wooden mirror cabinet with mirror panel, wood veneer panel, glass shelves and metal 木製鏡櫃配以鏡飾面板, 木皮飾面板, 玻璃層架及金屬 |
| | | Wash basin 面盆 | All wash basins except wash basins specified below: Ceramics For wash basin in master bathroom of below units: MarbleForm stone -Tower 1-3, 6-11, 15-17: Unit A, B on 5/F -Tower 12, 18: Unit A on 5/F -Tower 18: Unit A, B on G/F to 3/F 除以下指明面盆外, 所有面盆: 瓷製品 以下單位主人浴室之面盆: MarbleForm 石材 -第1-3, 6-11, 15-17座: 5樓A, B單位 -第12, 18座: 5樓A單位 -第18座: 地下至3樓A, B單位 |
| | | Water closet 坐廁 | Ceramics 瓷製品 |
| | | Mixer 水龍頭 | Metal 金屬 |
| | | Towel bar 毛巾架 | Metal 金屬 |
| | | Paper holder 衛生紙架 | Metal 金屬 |
| | | Robe hook 衣鈎 | Metal 金屬 |
| Shelf 層架 | For master bathroom of below units: Metal and natural stone - Tower 1-3, 6, 7, 9-10, 15- 17: Unit A, B, C, D on G/F to 3/F - Tower 8: Unit B, C, D on G/F to 3/F - Tower 11: Unit A, B, C on G/F to 3/F - Tower 12: Unit B, C on G/F to 3/F For master bathroom of below units: Metal - Tower 1-3, 8-10, 16-17: Unit A, B on 5/F - Tower 6: Unit B on 5/F - Tower 7,11,15: Unit A on 5/F - Tower 11: Unit B on 5/F - Tower 18: Unit A on 5/F For master bathroom of below units: Metal, wood veneer and natural stone - Tower 18: Unit A on G/F-3/F For bathroom 1 of below unit: Metal and natural stone - Tower 18: Unit A on 5/F 以下單位之主人浴室: 金屬及天然石 - 第1-3, 6, 7, 9-10, 15-17座: 地下至3樓A, B, C, D 單位 - 第8座: 地下至3樓 B, C, D 單位 - 第11座: 地下至3樓A, B, C 單位 - 第12座: 地下至3樓 B, C 單位 以下單位之主人浴室: 金屬 - 第1-3, 8-10, 16-17座: 5樓A, B單位 - 第6座: 5樓B單位 - 第7,11,15座: 5樓A單位 - 第11座: 5樓B單位 - 第18座: 5樓A單位 以下單位之主人浴室: 金屬, 木皮飾面及天然石 - 第18座: 地下至3樓A單位 以下單位之浴室1: 金屬及天然石 - 第18座: 5樓A單位 | | |

FITTINGS, FINISHES AND APPLIANCES
裝置、裝修物料及設備

| 3. Interior Fittings (applicable to all units of all Towers, except Unit A & B on 3/F of Tower 10, Unit B on 5/F of Tower 6) 室內裝置 (適用於所有座樓之所有單位, 第10座3樓A及B單位, 第6座5樓B單位除外) | | | |
|--|--|---|---|
| Item 細項 | Description 描述 | Type 類型 | Material 用料 |
| b. Bathroom 浴室 | Type and material of fittings and equipment 裝置及設備的類型及用料 | Toilet Cubicle 座廁間 | Metal framed glass partition 金屬外框玻璃間隔 |
| | Type and material of water supply system 供水系統的類型及用料 | Cold water supply 冷水喉 | Copper pipes for water supply 供水系統採用銅喉 |
| | | Hot water supply 熱水喉 | Copper pipes for water supply 供水系統採用銅喉 |
| | Type and material of bathing facilities (including shower or bath tub if applicable) 沐浴設施的類型及用料 (包括花灑或浴缸, 如適用的話) | Shower set 花灑套裝 | Metal 金屬 |
| | | Shower Cubicle 浴屏 | Metal framed glass partition 金屬外框玻璃間隔 |
| Bath tub 浴缸 | | All bath tubs except bath tubs specified below: Enamelled press steel For bath tub in master bathroom of following units: Quarrycast stone -Tower 1-3, 6-11, 15-17: Unit A, B on 5/F -Tower 12, 18: Unit A on 5/F -Tower 18: Unit A, B on G/F to 3/F 除以下指明浴缸外, 所有浴缸: 瓷釉壓製鋼 以下單位之主人浴室之浴缸: Quarrycast 石材 -第1-3, 6-11, 15-17座: 5樓A, B單位 -第12, 18座: 5樓A單位 -第18座: 地下至3樓A, B單位 | |

| 3. Interior Fittings (applicable to all units of all Towers, except Unit A & B on 3/F of Tower 10, Unit B on 5/F of Tower 6) 室內裝置 (適用於所有座樓之所有單位, 第10座3樓A及B單位, 第6座5樓B單位除外) | | |
|--|---|--|
| Item 細項 | Description 描述 | |
| b. Bathroom 浴室 | Size of bath tub, if applicable 浴缸大小 (如適用的話) | <p>All bath tubs except bath tubs specified below: 1500mm(L)x700mm(W)x450mm(H)</p> <p>For bath tub in master bathroom of below units: 1700mm(L)x700mm(W)x420mm(H)</p> <p>-Tower 1, 9, 11 and 16: Unit A & C on G/F to 3/F -Tower 2, 8, 10 and 17: Unit B & D on G/F to 3/F -Tower 3: Unit A & C on 1/F to 3/F -Tower 6: Unit C on 1/F to 3/F -Tower 7 and 15: Unit A on G/F to 3/F -Tower 12: Unit C on G/F to 3/F</p> <p>For bath tub in master bathroom of below units: 1600mm(L)x700mm(W)x420mm(H)</p> <p>-Tower 1, 9 and 16: Unit B & D on G/F to 3/F -Tower 2, 10 and 17: Unit A & C on G/F to 3/F -Tower 3: Unit B & D on 1/F to 3/F -Tower 6: Unit A, B & D on 1/F to 3/F -Tower 7 and 15: Unit B, C & D on G/F to 3/F -Tower 8: Unit C on G/F to 3/F -Tower 11: Unit B on G/F to 3/F -Tower 12: Unit A & B on G/F to 3/F</p> <p>For bath tub in master bathroom of below units: 1698mm(L)x806mm(W)x535mm(H)</p> <p>-Tower 1-3, 7-11, 15-17: Unit A & B on 5/F -Tower 6: Unit A on 5/F -Tower 18: Unit A & B on G/F to 3/F -Tower 12, 18: Unit A on 5/F</p> <p>For bath tub in bathroom 1 of below units: 1800mm(L)x700mm(W)x450mm(H)</p> <p>- Tower 18: Unit A on G/F to 5/F</p> <p>除以下指明浴缸外, 所有浴缸: 1500毫米(長)x700毫米(闊)x450毫米(高)</p> <p>以下單位主人浴室之浴缸: 1700毫米(長)x700毫米(闊)x420毫米(高)</p> <p>-第1, 9, 11, 16座: 地下至3樓A及C單位 -第2, 8, 10, 17座: 地下至3樓B及D單位 -第3座: 1樓至3樓A及C單位 -第6座: 1樓至3樓C單位 -第7, 15座: 地下至3樓A單位 -第12座: 地下至3樓C單位</p> <p>以下單位主人浴室之浴缸: 1600毫米(長)x700毫米(闊)x420毫米(高)</p> <p>-第1, 9, 16座: 地下至3樓B及D單位 -第2, 10, 17座: 地下至3樓A及C單位 -第3座: 1樓至3樓B及D單位 -第6座: 1樓至3樓A, B及D單位 -第7, 15座: 地下至3樓B, C及D單位 -第8座: 地下至3樓C單位 -第11座: 地下至3樓B單位 -第12座: 地下至3樓A及B單位</p> <p>以下單位主人浴室之浴缸: 1698毫米(長)x806毫米(闊)x535毫米(高)</p> <p>-第1-3座, 7-11座, 15-17座: 5樓A及B單位 -第6座: 5樓A單位 -第18座: 地下至3樓A及B單位 -第12, 18座: 5樓A單位</p> <p>以下單位浴室1之浴缸: 1800毫米(長)x700毫米(闊)x450毫米(高)</p> <p>-第18座地下至5樓A單位</p> |

FITTINGS, FINISHES AND APPLIANCES
裝置、裝修物料及設備

| 3. Interior Fittings (applicable to all units of all Towers, except Unit A & B on 3/F of Tower 10, Unit B on 5/F of Tower 6) 室內裝置 (適用於所有座樓之所有單位, 第10座3樓A及B單位, 第6座5樓B單位除外) | | | | | | |
|--|---|---|---|---|--|--|
| Item 細項 | Description 描述 | Material 用料 | | | | |
| c. | Kitchen (including open kitchen if applicable) 廚房 (包括開放式廚房如適用) | Sink unit 洗滌盆 | Stainless steel 不銹鋼 | | | |
| | | Water supply system 供水系統 | Copper pipes for water supply 供水系統採用銅喉 | | | |
| | Kitchen cabinet 廚櫃 | | Material 用料 | Finishes 裝修物料 | | |
| | | | Chipboard panel carcass and medium density fibres door panel 刨花板櫃身配中密度門板 | <p>For the units below: Wood veneer panel, high gloss lacquer panel and metal panel</p> <p>-Tower 1-3, 6-10, 15-17: Unit A, B, C, D on G/F to 3/F</p> <p>-Tower 11, 12: Unit A, B, C on G/F to 3/F</p> <p>For the units below: Wood veneer panel, plastic laminate, satin lacquer panel, tile panel and metal panel</p> <p>-Tower 2, 7-8: Unit A, B on 5/F</p> <p>-Tower 1, 3, 10, 15-17: Unit A on 5/F</p> <p>-Tower 9: Unit B on 5/F</p> <p>-Tower 6, 11, 12: Unit A on 5/F</p> <p>-Tower 18: Unit A, B on G/F to 3/F</p> <p>For the units below: Wood veneer panel, plastic laminate, satin lacquer panel and metal panel</p> <p>-Tower 1, 3, 10, 11, 15-17: Unit B on 5/F</p> <p>-Tower 9, 18: Unit A on 5/F</p> <p>-Tower 18: Unit B on G/F to 3/F</p> <p>For the unit below: Wood veneer panel, plastic laminate, satin lacquer panel, tile panel and metal panel</p> <p>-Tower 18: Unit A on 5/F</p> <p>以下單位: 木皮飾面板, 高光烤漆面板及金屬面板</p> <p>-第1-3, 6-10, 15-17座: 地下至3樓A, B, C, D單位</p> <p>-第11, 12座: 地下至3樓A, B, C單位</p> <p>以下單位: 木皮飾面板, 膠板飾面, 啞光烤漆面板, 瓷磚面板及金屬面板</p> <p>-第2, 7-8座: 5樓A, B單位</p> <p>-第1, 3, 10, 15-17座: 5樓A單位</p> <p>-第9座: 5樓B單位</p> <p>-第6, 11, 12座: 5樓A單位</p> <p>-第18座: 地下至3樓A, B單位</p> <p>以下單位: 木皮飾面板, 膠板飾面, 啞光烤漆面板及金屬面板</p> <p>-第1, 3, 10, 11, 15-17座: 5樓B單位</p> <p>-第9, 18座: 5樓A單位</p> <p>-第18座: 地下至3樓B單位</p> <p>以下單位: 木皮飾面板, 膠板飾面, 啞光烤漆面板, 瓷磚面板及金屬面板</p> <p>-第18座: 5樓A單位</p> | | |
| | | Type of all other fittings and equipment 所有其他裝置及設備的類型 | Type 類型 | Description 描述 | | |
| | Sink mixer 水龍頭 | Hot and cold sink mixer 冷熱水龍頭 | | | | |
| | Fire service installations and equipment (applicable to open kitchen only) 消防裝置及設備 (只適用於開放式廚房) | Sprinkler head and smoke detector with a sounder base, please refer to "Schedule of Mechanical & Electrical Provisions of Residential Units" for the location and number 消防花灑頭及設有聲響警報基座的煙霧探測器, 有關位置及數目, 請參考「住宅單位機電裝置數量說明表」 | | | | |
| | | Type 類型 | Material 用料 | | | |
| d. | Bedroom 睡房 | Fittings (including built-in wardrobe) 裝置 (包括嵌入式衣櫃) | Not applicable 不適用 | | | |

| 3. Interior Fittings (applicable to 1 Lucca Avenue only) 室內裝置 (只適用於林海徑 1 號) | | | | |
|--|---|---|---|--|
| Item 細項 | Description 描述 | Material 用料 | Finishes 裝修物料 | Accessories 配件 |
| a. Doors 門 | Basement lift lobby 地庫升降機大堂 | Metal frame fire rated glass door 金屬框防火玻璃門 | Metal and glass 金屬及玻璃 | Door closer, lockset, handle 氣鼓, 門鎖, 拉手 |
| | Door of carport connecting to area outside basement lift lobby 車庫連接地庫升降機大堂對出空間之門 | Solid core fire rated timber door 實心防火木門 | Wood veneer and metal 木皮飾面及金屬 | Electrical door lock and handle 電門鎖及拉手 |
| | Electric meter room, fire services water tank and pump room 電錶房, 消防水缸泵房 | Solid core fire rated timber door 實心防火木門 | Plastic laminated panel 膠板飾面板 | Lockset, handle, door closer and door stopper 門鎖, 拉手, 氣鼓及門擋 |
| | Door of area outside electric meter room connecting to carport 電錶房對出空間連接車庫之門 | Solid core fire rated timber door 實心防火木門 | Metal 金屬 | Door closer, lockset, handle 氣鼓, 門鎖, 拉手 |
| | Air conditioning plant room 冷氣機房 | Solid core fire rated timber door 實心防火木門 | Wood veneer, natural stone and metal 木皮飾面, 天然石材及金屬 | Door closer, lockset, handle 氣鼓, 門鎖, 拉手 |
| | Door of air conditioning plant room connecting to common area 冷氣機房連接公用地方之門 | Metal 金屬 | Paint 油漆 | Lockset and handle 門鎖及拉手 |
| | Door of basement to ground floor staircase (on basement) 地庫往地面樓梯之門(於地庫) | Solid core fire rated timber door 實心防火木門 | Natural stone and metal 天然石材及金屬 | Door closer, lockset, handle 氣鼓, 門鎖, 拉手 |
| | Door of basement to ground floor staircase (on ground floor) 地庫往地面樓梯之門(於地面) | Metal 金屬 | Fluorocarbon coating 氟碳噴塗層 | Lockset and handle 門鎖及拉手 |
| | Door between foyer and outdoor area 前廳與室外空間之間之門 | Aluminium framed glass door 鋁質框玻璃門 | Fluorocarbon coating 氟碳噴塗層 | Lockset and handle 門鎖及拉手 |
| | Door between foyer and corridor 前廳與走廊之間之門 | Solid core timber door 實心木門 | Wood veneer and metal 木皮飾面及金屬 | Lockset, handle and door closer 門鎖, 拉手及氣鼓 |
| | Living room 客廳 | Solid core timber door 實心木門 | Wood veneer and metal 木皮飾面及金屬 | Handle 拉手 |
| | Family dining room 家庭偏廳 | Solid core timber door 實心木門 | Wood veneer and metal 木皮飾面及金屬 | Door closer, lockset, handle and flush bolt 氣鼓, 門鎖, 拉手及平頭插銷 |
| | Banquet 宴會廳 | Solid core timber door 實心木門 | Wood veneer and metal 木皮飾面及金屬 | Door closer, lockset, handle 氣鼓, 門鎖, 拉手 |
| | Doors of kitchen connecting to family dining room 廚房連接家庭偏廳之門 | Metal frame fire rated glass door 金屬框防火玻璃門 | Metal and glass 金屬及玻璃 | Handle 拉手 |
| | Master bedroom 主人睡房 | Solid core timber door 實心木門 | Wood veneer and metal 木皮飾面及金屬 | Lockset, handle and flush bolt 門鎖, 拉手及平頭插銷 |
| | Master closet 主人衣櫥 | Solid core timber door 實心木門 | Wood veneer and metal 木皮飾面及金屬 | Handle 拉手 |
| | Bedroom 1 on 1/F, bedroom 2, bedroom 3, bedroom 1 on 2/F 於1樓之睡房 1, 睡房 2, 睡房 3. 於2樓之 睡房 1 | Solid core timber door 實心木門 | Wood veneer and metal 木皮飾面及金屬 | Lockset, handle and door stopper 門鎖, 拉手及門擋 |
| | Closet 2 衣櫥 2 | Solid core timber door 實心木門 | Wood veneer and metal 木皮飾面及金屬 | Handle 拉手 |
| | Master bathroom, bathroom 1 on 1/F, bathroom 3 主人浴室, 於1樓之浴室1, 浴室3 | Metal framed glass door 金屬框玻璃門 | Metal and glass 金屬及玻璃 | Lockset and handle 門鎖及拉手 |
| | Bathroom 1 on 2/F, bathroom 2 於2樓之浴室 1, 浴室 2 | Solid core timber door 實心木門 | Wood veneer and metal 木皮飾面及金屬 | Lockset, handle and door stopper 門鎖, 拉手及門擋 |

FITTINGS, FINISHES AND APPLIANCES
裝置、裝修物料及設備

| 3. Interior Fittings (applicable to 1 Lucca Avenue only) 室內裝置 (只適用於林海徑 1 號) | | | | |
|--|--|--|---|---|
| Item 細項 | Description 描述 | Material 用料 | Finishes 裝修物料 | Accessories 配件 |
| a. Doors 門 | Powder room near living room 客廳旁之化妝間 | Solid core timber door 實心木門 | Wood veneer, stone and metal 木皮飾面, 石材及金屬 | Lockset, handle and door stopper 門鎖, 拉手及門擋 |
| | Powder room inside banquet 宴會廳內化妝間 | Solid core timber door 實心木門 | Wood veneer, stone and metal 木皮飾面, 石材及金屬 | Lockset, handle and door stopper 門鎖, 拉手及門擋 |
| | Powder room on 1/F 於1樓之化妝間 | Solid core timber door 實心木門 | Wood veneer and metal 木皮飾面及金屬 | Lockset, handle and door stopper 門鎖, 拉手及門擋 |
| | Lavatory 洗手間 | Aluminum folding door with glass 鋁質玻璃摺門 | Power coating and glass 粉末噴塗及玻璃 | Lockset and handle 門鎖及拉手 |
| | Utility 工作間 | Solid core timber door 實心木門 | Wood veneer and metal 木皮飾面及金屬 | Lockset, handle and door stopper 門鎖, 拉手及門擋 |
| | Door inside utility 於工作間內之門 | Solid core timber door 實心木門 | Wood veneer 木皮飾面 | Lockset and handle 門鎖及拉手 |
| | Garden, balcony, flat roof, roof 花園, 露台, 平台, 天台 | Aluminium framed glass door 鋁質框玻璃門 | Fluorocarbon coating 氟碳噴塗層 | Lockset and handle 門鎖及拉手 |
| | Door of garden entrance connecting to common area on G/F 地下花園入口連接公用地方之門 | Metal 金屬 | Fluorocarbon coating 氟碳噴塗層 | Electrical door lock and handle 電門鎖及拉手 |
| | | Type 類型 | Material 用料 | |
| b. Bathroom 浴室 | Type and material of fittings and equipment 裝置及設備的類型及用料 | Basin Cabinet 面盆櫃 | Wood veneer basin counter with natural stone countertop 木皮飾面盆櫃配以天然石材檯面 | |
| | | Mirror Cabinet 鏡櫃 | Master bathroom: Wooden cabinet with full height mirror and metal frame wall mirror Bathroom 1 on 1/F, bathroom 2, bathroom 3, bathroom 1 on 2/F: Wooden mirror cabinet with metal frame and glass shelves 主人浴室: 木櫃配連身鏡及金屬外框牆身鏡 於1樓之浴室1, 浴室2, 浴室3, 於1樓之浴室1: 金屬外框木鏡櫃及玻璃層架 | |
| | | Wash basin 面盆 | Master bathroom: Natural stone Bathroom 1 on 1/F, bathroom 2, bathroom 3, bathroom 1 on 2/F: Ceramics 主人浴室: 天然石材 於1樓之浴室1, 浴室2, 浴室3, 於1樓之浴室1: 瓷製品 | |
| | | Water closet 坐廁 | Ceramics 瓷製品 | |
| | | Bidet (applicable to master bathroom only) 坐浴盆 (只適用於主人浴室) | Ceramics 瓷製品 | |
| | | Mixer 水龍頭 | Metal 金屬 | |
| | | Towel bar 毛巾架 | Metal 金屬 | |
| | | Paper holder 衛生紙架 | Metal 金屬 | |
| | | Robe hook 衣鈎 | Metal 金屬 | |
| | | Toilet Cubicle 座廁間 | Metal framed glass partition 金屬外框玻璃間隔 | |

| 3. Interior Fittings (applicable to 1 Lucca Avenue only) 室內裝置 (只適用於林海徑 1 號) | | | | |
|--|---|---|---|---|
| Item 細項 | Description 描述 | Type 類型 | Material 用料 | |
| b. Bathroom 浴室 | Type and material of water supply system 供水系統的類型及用料 | Cold water supply 冷水喉 | Copper pipes for water supply 供水系統採用銅喉 | |
| | | Hot water supply 熱水喉 | Copper pipes for water supply 供水系統採用銅喉 | |
| | Type and material of bathing facilities (including shower or bath tub if applicable) 沐浴設施的類型及用料 (包括花灑或浴缸, 如適用的話) | Shower set 花灑套裝 | Metal 金屬 | |
| | | Shower Cubicle 浴屏 | Metal framed glass partition 金屬外框玻璃間隔 | |
| | Size of bath tub, if applicable 浴缸大小 (如適用的話) | Bath tub 浴缸 | Reconstituted stone 合成石 | |
| | | | Master bathroom: 1810mm(L)x1080mm(W)x527mm(H) Bathroom 1 on 1/F, bathroom 2, bathroom 3: 1680mm(L)x800mm(W)x500mm(H) 主人浴室: 1810mm(長)x1080mm(闊)x527mm(高) 於1樓之浴室1, 浴室2, 浴室3: 1680毫米(長)x800毫米(闊)x500毫米(高) | |
| | | | Material 用料 | |
| c. Kitchen 廚房 | Sink unit 洗滌盆 | | Stainless steel 不銹鋼 | |
| | Water supply system 供水系統 | | Copper pipes for water supply 供水系統採用銅喉 | |
| | Description 描述 | | Material 用料 | Finishes 裝修物料 |
| | Kitchen cabinet 廚櫃 | | Base unit, tall unit and island : Wood particleboard cabinet and door panel; Wall unit: Wood particleboard with honeycombed aluminium core door panel 地櫃, 高櫃及中島廚櫃: 木刨花板櫃身及門板; 吊櫃: 木刨花板櫃身及鋁蜂窩板門板 | Base unit, tall unit and island: Wood veneer; Wall unit: Metal and glass 地櫃,高櫃及中島廚櫃: 木皮飾面; 吊櫃: 金屬及玻璃 |
| | | Type 類型 | Description 描述 | |
| | Type of all other fittings and equipment 所有其他裝置及設備的類型 | Sink mixer 水龍頭 | Hot and cold sink mixer 冷熱水龍頭 | |
| | | Type 類型 | Finishes 裝修物料 | |
| d. Bedroom 睡房 | Fittings (including built-in wardrobe) 裝置 (包括嵌入式衣櫃) | Master bedroom 主人睡房 | Wardrobe 衣櫃 | Lacquered wood and glass 烤漆木材及玻璃 |
| | | Bedroom 1 on 1/F, bedroom 2, bedroom 3, bedroom 1 on 2/F 於1樓之睡房 1, 睡房 2, 睡房 3. 於2樓之睡房 1 | Wardrobe 衣櫃 | Wood 木材 |

FITTINGS, FINISHES AND APPLIANCES
裝置、裝修物料及設備

| 3. Interior Fittings (applicable to 2 Lucca Avenue only) 室內裝置 (只適用於林海徑 2 號) | | | | |
|--|---|---|--|--|
| Item 細項 | Description 描述 | Material 用料 | Finishes 裝修物料 | Accessories 配件 |
| a. Doors 門 | Basement lift lobby 地庫升降機大堂 | Solid core fire rated timber door 實心防火木門 | Wood veneer 木皮飾面 | Lockset, handle, door closer and door stopper 門鎖, 拉手, 氣鼓及門擋 |
| | Door of carport connecting to area outside basement lift lobby 車庫連接地庫升降機大堂對出空間之門 | Solid core fire rated timber door 實心防火木門 | Wood veneer and metal trim 木皮飾面及金屬飾線 | Lockset, handle, door closer and door stopper 門鎖, 拉手, 氣鼓及門擋 |
| | Electric meter room, fire services pump room 電錶房, 消防泵房 | Solid core fire rated timber door 實心防火木門 | Plastic laminate 膠板飾面 | Lockset, handle, door closer and door stopper 門鎖, 拉手, 氣鼓及門擋 |
| | Room for water meter cabinet / town gas meter 水錶櫃/煤氣錶之房間 | Solid core fire rated timber door 實心防火木門 | Plastic laminate 膠板飾面 | Lockset, handle and door closer 門鎖, 拉手及氣鼓 |
| | Carport to electric meter room access 車庫往電錶房通道 | Solid core fire rated timber door 實心防火木門 | Wood veneer and metal 木皮飾面及金屬 | Lockset, handle and door closer 門鎖, 拉手及氣鼓 |
| | Door of garden entrance connecting to common area on G/F 地下花園入口連接公用地方之門 | Metal 金屬 | Fluorocarbon coating 氟碳噴塗層 | Electrical door lock and handle 電門鎖及拉手 |
| | Door between foyer and outdoor area 前廳與室外空間之間之門 | Aluminium framed glass door 鋁質框玻璃門 | Fluorocarbon coating 氟碳噴塗層 | Lockset and handle 門鎖及拉手 |
| | Door between foyers 前廳之間之門 | Solid core fire rated timber door 實心防火木門 | Wood veneer 木皮飾面 | Lockset, handle, door closer and door stopper 門鎖, 拉手, 氣鼓及門擋 |
| | Family room 家庭廳 | Solid core timber door 實心木門 | Wood veneer 木皮飾面 | Lockset, handle and door stopper 門鎖, 拉手及門擋 |
| | Door of kitchen connecting to dining room 廚房連接飯廳之門 | Metal framed glass door 金屬框玻璃門 | Metal and glass 金屬及玻璃 | Handle 拉手 |
| | Door of kitchen connecting to foyer 廚房連接前廳之門 | Metal framed glass door 金屬框玻璃門 | Metal and glass 金屬及玻璃 | Handle and door closer 拉手及氣鼓 |
| | Master bedroom 主人睡房 | Hollow core timber door 空心木門 | Wood veneer panel and plastic laminated panel 木皮飾面板及膠板飾面板 | Lockset, handle and door stopper 門鎖, 拉手及門擋 |
| | Closet 衣櫥 | Hollow core timber door 空心木門 | Wood veneer panel 木皮飾面板 | Lockset, handle and door stopper 門鎖, 拉手及門擋 |
| | Junior suite 少主人房 | Hollow core timber door 空心木門 | Wood veneer panel 木皮飾面板 | Lockset, handle and door stopper 門鎖, 拉手及門擋 |
| | Bedroom 2, bedroom 3 睡房2, 睡房3 | Hollow core timber door 空心木門 | Wood veneer and lacquer 木皮飾面及烤漆飾面 | Lockset, handle and door stopper 門鎖, 拉手及門擋 |
| | Master bathroom 主人浴室 | Hollow core timber door 空心木門 | Wood veneer panel 木皮飾面板 | Lockset and handle 門鎖及拉手 |
| | Bathroom on 2/F 於2樓之浴室 | Hollow core timber door 空心木門 | Wood veneer panel and natural stone 木皮飾面板及天然石材 | Lockset and handle 門鎖及拉手 |
| | Bathroom 1, bathroom 2, bathroom 3 浴室1, 浴室2, 浴室3 | Hollow core timber door 空心木門 | Wood veneer panel 木皮飾面板 | Bathroom 1, bathroom 2: Lockset, handle and door stopper Bathroom 3: Lockset, handle and door closer 浴室1, 浴室2: 門鎖, 拉手及門擋 浴室3: 門鎖, 拉手及氣鼓 |
| Lavatory 洗手間 | Metal framed glass door 金屬框玻璃門 | Metal and glass 金屬及玻璃 | Lockset and handle 門鎖及拉手 | |

| 3. Interior Fittings (applicable to 2 Lucca Avenue only) 室內裝置 (只適用於林海徑 2 號) | | | | |
|--|---|---------------------------------------|---|---|
| Item 細項 | Description 描述 | Material 用料 | Finishes 裝修物料 | Accessories 配件 |
| a. Doors 門 | Powder room 化妝間 | Solid core timber door 實心木門 | Wood veneer panel 木皮飾面板 | Lockset, handle and door stopper 門鎖, 拉手及門擋 |
| | Utility 1 工作間 1 | Hollow core timber door 空心木門 | Wood veneer panel 木皮飾面板 | Lockset and handle 門鎖及拉手 |
| | Utility 2 工作間 2 | Solid core timber door 實心木門 | Wood veneer panel 木皮飾面板 | Lockset, handle and door stopper 門鎖, 拉手及門擋 |
| | Corridor on 1/F 於 1 樓之走廊 | Hollow core timber door 空心木門 | Wood veneer panel 木皮飾面板 | Lockset and handle 門鎖及拉手 |
| | Garden, balcony, flat roof, roof 花園, 露台, 平台, 天台 | Aluminium framed glass door 鋁質框玻璃門 | Fluorocarbon coating 氟碳噴塗層 | Lockset and handle 門鎖及拉手 |
| | | Type 類型 | Material 用料 | |
| b. Bathroom 浴室 | Type and material of fittings and equipment 裝置及設備的類型及用料 | Basin Cabinet 面盆櫃 | Wooden basin cabinet with wood veneer panel, stainless steel panel and natural stone counter top 洗面盆櫃配以木皮飾面板, 不銹鋼板及天然石檯面 | |
| | | Mirror Cabinet 鏡櫃 | Wooden mirror cabinet with natural stone, mirror panel, wood veneer panel and glass shelves 木製鏡櫃配以天然石, 鏡飾面板及木皮飾面板連玻璃層架 | |
| | | Wash basin 面盆 | Natural stone 天然石材 | |
| | | Water closet 坐廁 | Ceramics 瓷製品 | |
| | | Mixer 水龍頭 | Metal 金屬 | |
| | | Towel bar 毛巾架 | Metal 金屬 | |
| | | Paper holder 衛生紙架 | Metal 金屬 | |
| | | Robe hook 衣鈎 | Metal 金屬 | |
| | | Toilet Cubicle 座廁間 | Metal framed glass partition 金屬外框玻璃間隔 | |
| | Type and material of water supply system 供水系統的類型及用料 | Cold water supply 冷水喉 | Copper pipes for water supply 供水系統採用銅喉 | |
| | | Hot water supply 熱水喉 | Copper pipes for water supply 供水系統採用銅喉 | |
| | Type and material of bathing facilities (including shower or bath tub if applicable) 沐浴設施的類型及用料 (包括花灑或浴缸, 如適用的話) | Shower set 花灑套裝 | Metal 金屬 | |
| | | Shower Cubicle 浴屏 | Metal framed glass partition 金屬外框玻璃間隔 | |
| | | Bath tub 浴缸 | Reconstituted stone 合成石 | |
| Size of bath tub, if applicable 浴缸大小 (如適用的話) | 1684mm(L)x1200mm(W)x500mm(H) 1684毫米(長)x1200毫米(闊)x500毫米(高) | | | |

FITTINGS, FINISHES AND APPLIANCES
裝置、裝修物料及設備

| 3. Interior Fittings (applicable to 2 Lucca Avenue only) 室內裝置 (只適用於林海徑 2 號) | | | | |
|--|--|--|---|---|
| Item 細項 | Description 描述 | Material 用料 | | |
| c. Kitchen 廚房 | Sink unit 洗滌盆 | Stainless steel 不銹鋼 | | |
| | Water supply system 供水系統 | Copper pipes for water supply 供水系統採用銅喉 | | |
| | | Material 用料 | Finishes 裝修物料 | |
| | Kitchen cabinet 廚櫃 | Wooden kitchen cabinet 木製廚櫃 | Plastic laminate and wood veneer 膠板飾面及木皮飾面 | |
| | | Type 類型 | Description 描述 | |
| | Type of all other fittings and equipment 所有其他裝置及設備的類型 | Sink mixer 水龍頭 | Hot and cold sink mixer 冷熱水龍頭 | |
| | | Type 類型 | | |
| d. Bedroom 睡房 | Fittings (including built-in wardrobe) 裝置 (包括嵌入式衣櫃) | Master bedroom (including closet) 主人睡房 (包括衣櫥) | Shelf 層架 | Wood and metal 木材及金屬 |
| | | | Vanity table with mirror 梳妝枱連鏡 | Stone, wood, metal and mirror 石材, 木材, 金屬及鏡 |
| | | | Jewelry cabinet 首飾櫃 | Wood, metal and glass 木材, 金屬及玻璃 |
| | | | Wardrobe 衣櫃 | Wood, metal and mirror 木材, 金屬及鏡 |
| | | Junior suite 少主人睡房 | Shelf 層架 | Metal 金屬 |
| | | | Wardrobe 衣櫃 | Wood and metal 木材及金屬 |
| | | Bedroom 2 睡房 2 | Shelf 層架 | Wood and metal 木材及金屬 |
| | | | Reading table 書枱 | Wood 木材 |
| | | | Wardrobe 衣櫃 | Wood 木材 |
| | | Bedroom 3 睡房 3 | Shelf 層架 | Wood and metal 木材及金屬 |
| Wardrobe 衣櫃 | Wood and metal 木材及金屬 | | | |

| 3. Interior Fittings (applicable to 1 Villa Avenue only) 室內裝置 (只適用於山城徑 1 號) | | | | |
|--|---|--|---|--|
| Item 細項 | Description 描述 | Material 用料 | Finishes 裝修物料 | Accessories 配件 |
| a. Doors 門 | Basement lift lobby 地庫升降機大堂 | Metal framed fire rated glass door 金屬框防火玻璃門 | Metal and glass 金屬及玻璃 | Door closer, lockset, handle 氣鼓, 門鎖, 拉手 |
| | Door of carport connecting to area outside basement lift lobby 車庫連接地庫升降機大堂對出空間之門 | Metal framed fire rated glass door 金屬框防火玻璃門 | Metal and glass 金屬及玻璃 | Electrical door lock and handle 電門鎖及拉手 |
| | Door of area outside fire services water tank and pump room connecting to basement lift lobby 消防水缸泵房外空間連接地庫升降機大堂之門 | Solid core fire rated timber door 實心防火木門 | Artificial leather, wood veneer and metal 人造皮, 木皮飾面及金屬 | Lockset, handle, door closer and door stopper 門鎖, 拉手, 氣鼓及門擋 |
| | Electric meter room 電錶房 | Solid core fire rated timber door 實心防火木門 | Plastic laminated panel 膠板飾面 | Lockset, handle, door closer and door stopper 門鎖, 拉手, 氣鼓及門擋 |
| | Door of carport connecting to area outside electric meter room 車庫連接電錶房對出空間之門 | Solid core fire rated timber door 實心防火木門 | Metal 金屬 | Lockset, handle, door closer and door stopper 門鎖, 拉手, 氣鼓及門擋 |
| | Fire services water tank and pump room 消防水缸泵房 | Solid core fire rated timber door 實心防火木門 | Plastic laminated panel 膠板飾面 | Lockset, handle, door closer and door stopper 門鎖, 拉手, 氣鼓及門擋 |
| | Air conditioning plant room 冷氣機房 | Solid core fire rated timber door 實心防火木門 | Plastic laminated panel 膠板飾面 | Lockset, handle, door closer and door stopper 門鎖, 拉手, 氣鼓及門擋 |
| | Door of area outside air conditioning plant room connecting to common area 冷氣機房對出空間連接公用地方之門 | Solid core fire rated timber door 實心防火木門 | Plastic laminated panel 膠板飾面 | Lockset, handle, door closer and door stopper 門鎖, 拉手, 氣鼓及門擋 |
| | Door of carport connecting to common area 車庫連接公用地方之門 | Solid core fire rated timber door 實心防火木門 | Metal 金屬 | Lockset, handle, door closer and door stopper 門鎖, 拉手, 氣鼓及門擋 |
| | Door of garden entrance connecting to common area on G/F 地下花園入口連接公用地方之門 | Metal 金屬 | Fluorocarbon coating 氟碳噴塗層 | Electrical door lock and handle 電門鎖及拉手 |
| | Door of garden connecting to common area on G/F (near powder room 3) 地下花園連接公用地方之門 (靠近化妝間3) | Metal 金屬 | Fluorocarbon coating 氟碳噴塗層 | Lockset and handle 門鎖及拉手 |
| | Door between foyer and outdoor area 前廳與室外空間之間之門 | Aluminium framed glass door 鋁質框玻璃門 | Fluorocarbon coating 氟碳噴塗層 | Lockset and handle 門鎖及拉手 |
| | Door between foyers 前廳之間之門 | Solid core timber door 實心木門 | Wood veneer and metal 木皮飾面及金屬 | Lockset, handle and door closer 門鎖, 拉手及氣鼓 |
| | Doors of family dining room connecting to covered walkway 家庭偏廳連接有蓋走廊之門 | Aluminium framed glass door 鋁質框玻璃門 | Fluorocarbon coating 氟碳噴塗層 | Lockset and handle 門鎖及拉手 |
| | Doors of guest house living room 會客室之門 | Aluminium framed glass door 鋁質框玻璃門 | Fluorocarbon coating 氟碳噴塗層 | Lockset and handle 門鎖及拉手 |
| | Banquet 宴會廳 | Metal framed fire rated glass door 金屬框防火玻璃門 | Metal and glass 金屬及玻璃 | Handle 拉手 |
| Kitchen 廚房 | Metal framed fire rated glass door 金屬框防火玻璃門 | Metal and glass 金屬及玻璃 | Handle 拉手 | |
| Master bedroom 主人睡房 | Solid core timber door 實心木門 | Wood veneer and metal 木皮飾面及金屬 | Lockset, handle and door stopper 門鎖, 拉手及門擋 | |

FITTINGS, FINISHES AND APPLIANCES
裝置、裝修物料及設備

| 3. Interior Fittings (applicable to 1 Villa Avenue only) 室內裝置 (只適用於山城徑 1 號) | | | | |
|--|---|--|---|---|
| Item 細項 | Description 描述 | Material 用料 | Finishes 裝修物料 | Accessories 配件 |
| a. Doors 門 | Door inside master bedroom 主人睡房內之門 | Metal framed glass door 金屬框玻璃門 | Metal and glass 金屬及玻璃 | Handle 拉手 |
| | Bedroom, junior suite, guest house bedroom 睡房, 少主人房, 客房 | Solid core timber door 實心木門 | Wood veneer and metal 木皮飾面及金屬 | Lockset, handle and door stopper 門鎖, 拉手及門擋 |
| | Master bathroom 主人浴室 | Metal framed glass door 金屬框玻璃門 | Metal and glass 金屬及玻璃 | Lockset, handle and door stopper 門鎖, 拉手及門擋 |
| | Bathroom 浴室 | Solid core timber door 實心木門 | Wood veneer and metal 木皮飾面及金屬 | Bathroom 1, bathroom 2: Lockset and handle 浴室1, 浴室2: 門鎖及拉手 浴室3: 門鎖, 拉手及門擋 |
| | Powder room 化妝間 | Solid core timber door 實心木門 | Wood veneer 木皮飾面 | Lockset, handle and door stopper 門鎖, 拉手及門擋 |
| | Utility room 工作間 | Solid core timber door 實心木門 | Wood veneer and metal 木皮飾面及金屬 | Lockset, handle and door stopper 門鎖, 拉手及門擋 |
| | Garden, balcony, flat roof, roof 花園, 露台, 平台, 天台 | Aluminium framed glass door 鋁質框玻璃門 | Fluorocarbon coating 氟碳噴塗層 | Lockset and handle 門鎖及拉手 |
| | | Type 類型 | Material 用料 | |
| b. Bathroom 浴室 | Type and material of fittings and equipment 裝置及設備的類型及用料 | Basin Cabinet 面盆櫃 | Wood veneer basin counter with natural stone countertop and metal 木皮飾面盆櫃配以天然石檯面及金屬 | |
| | | Mirror Cabinet 鏡櫃 | Wooden cabinet with glass shelves; and metal frame wall mirror with decorative wall lamp 木櫃配玻璃層板, 金屬外框牆身鏡及裝飾壁燈 | |
| | | Wash basin 面盆 | Master Bathroom: Metal Bathroom: Natural stone 主人浴室: 金屬 浴室: 天然石材 | |
| | | Water closet 坐廁 | Ceramics 瓷製品 | |
| | | Mixer 水龍頭 | Metal 金屬 | |
| | | Towel bar 毛巾架 | Metal 金屬 | |
| | | Paper holder 衛生紙架 | Metal 金屬 | |
| | | Robe hook 衣鈎 | Metal 金屬 | |
| | | Toilet Cubicle 座廁間 | Metal framed glass and natural stone partition 金屬外框玻璃及天然石材間隔 | |
| | Type and material of water supply system 供水系統的類型及用料 | Cold water supply 冷水喉 | Copper pipes for water supply 供水系統採用銅喉 | |
| | | Hot water supply 熱水喉 | Copper pipes for water supply 供水系統採用銅喉 | |
| | Type and material of bathing facilities (including shower or bath tub if applicable) 沐浴設施的類型及用料 (包括花灑或浴缸, 如適用的話) | Shower set 花灑套裝 | Metal 金屬 | |
| | | Shower Cubicle 浴屏 | Metal framed glass partition 金屬外框玻璃間隔 | |
| Bath tub 浴缸 | | Reconstituted stone 合成石 | | |
| Size of bath tub, if applicable 浴缸大小 (如適用的話) | | 1680mm(L)x800mm(W)x500mm(H) 1680毫米(長)x800毫米(闊)x500毫米(高) | | |

| 3. Interior Fittings (applicable to 1 Villa Avenue only) 室內裝置 (只適用於山城徑 1 號) | | | | |
|--|---|----------------------------|---|---|
| Item 細項 | Description 描述 | | Material 用料 | |
| c. Kitchen 廚房 | Sink unit 洗滌盆 | | Stainless steel 不銹鋼 | |
| | Water supply system 供水系統 | | Copper pipes for water supply 供水系統採用銅喉 | |
| | | | Material 用料 | Finishes 裝修物料 |
| | Kitchen cabinet 廚櫃 | | Medium density fibres board and wood particle board 中密度纖維板及木刨花板 | Lacquer and melamine resin 焗漆及三聚氰胺樹脂 |
| | | | Type 類型 | Description 描述 |
| | Type of all other fittings and equipment 所有其他裝置及設備的類型 | | Sink mixer 水龍頭 | Hot and cold sink mixer 冷熱水龍頭 |
| | | Type 類型 | Material 用料 | |
| d. Bedroom 睡房 | Fittings (including built-in wardrobe) 裝置 (包括嵌入式衣櫃) | Built-in wardrobe 嵌入式衣櫃 | Master bedroom: Wood, metal and glass Bedroom 1, bedroom 2, guest house bedroom: Wood and plastic laminate 主人睡房: 木材, 金屬及玻璃 睡房1, 睡房2, 客房: 木材及膠板飾面 | |

FITTINGS, FINISHES AND APPLIANCES
裝置、裝修物料及設備

| 3. Interior Fittings (applicable to 2 Villa Avenue only) 室內裝置 (只適用於山城徑 2 號) | | | | |
|--|--|--|--|---|
| Item 細項 | Description 描述 | Material 用料 | Finishes 裝修物料 | Accessories 配件 |
| a. Doors 門 | Basement lift lobby 地庫升降機大堂 | Solid core fire rated timber door 實心防火木門 | Wood veneer and metal 木皮飾面及金屬 | Door closer, lockset, handle and flush bolt 氣鼓, 門鎖, 拉手及平頭插銷 |
| | Door of carport connecting to area outside basement lift lobby 車庫連接地庫升降機大堂對出空間之門 | Metal framed glass door 金屬框玻璃門 | Metal and glass 金屬及玻璃 | Electrical door lock and handle 電門鎖及拉手 |
| | Electric meter room, fire services water tank and pump room 電錶房, 消防水缸泵房 | Solid core fire rated timber door 實心防火木門 | Plastic laminated panel 膠板飾面板 | Lockset, handle, door closer and door stopper 門鎖, 拉手, 氣鼓及門擋 |
| | Door of area outside fire services water tank and pump room connecting to common area 消防水缸泵房外空間連接公用地方之門 | Solid fire rated timber door 實心防火木門 | Plastic laminated panel 膠板飾面板 | Door closer, door stopper and lockset 氣鼓, 門擋及門鎖 |
| | Door of area outside basement lift lobby connecting to area outside fire services water tank and pump room 地庫升降機大堂對出空間連接消防水缸泵房外 空間之門 | Solid core fire rated timber door 實心防火木門 | Wood veneer and stone 木皮飾面及石材 | Door closer, handle and lockset 氣鼓, 拉手及門鎖 |
| | Door of garden entrance connecting to common area on G/F 地下花園入口連接公用地方之門 | Metal 金屬 | Fluorocarbon coating 氟碳噴塗層 | Electrical door lock and handle 電門鎖及拉手 |
| | Door between foyer and outdoor area 前廳與室外空間之間之門 | Aluminium framed glass door 鋁質框玻璃門 | Fluorocarbon coating 氟碳噴塗層 | Door closer, handle and lockset 氣鼓, 拉手及門鎖 |
| | Door between foyers 前廳之間之門 | Solid core timber door 實心木門 | Wood veneer and metal 木皮飾面及金屬 | Lockset, handle and door closer 門鎖, 拉手及氣鼓 |
| | Kitchen 廚房 | Metal framed fire rated glass door 金屬框防火玻璃門 | Metal and glass 金屬及玻璃 | Handle 拉手 |
| | Master bedroom 主人睡房 | Solid core timber door 實心木門 | Wood veneer 木皮飾面 | Lockset, handle, door closer and door stopper 門鎖, 拉手, 氣鼓及門擋 |
| | Closet 衣櫥 | Solid core timber door 實心木門 | Wood veneer 木皮飾面 | Lockset and handle 門鎖及拉手 |
| | Bedroom 睡房 | Solid core timber door 實心木門 | Wood veneer 木皮飾面 | Bedroom 1, bedroom 2, bedroom 3: Lockset, handle, door closer and door stopper Bedroom 4: Lockset and handle 睡房1, 睡房2, 睡房3: 門鎖, 拉手, 氣鼓及門擋 睡房4: 門鎖及拉手 |
| | Master bathroom 主人浴室 | Solid core timber door 實心木門 | Wood veneer 木皮飾面 | Lockset and handle 門鎖及拉手 |
| | Bathroom 浴室 | Solid core timber door 實心木門 | Wood veneer 木皮飾面 | Lockset, handle, door closer and door stopper 門鎖, 拉手, 氣鼓及門擋 |
| | Powder room 化妝間 | Solid core timber door 實心木門 | Wood veneer and natural stone 木皮飾面及天然石材 | Lockset, handle, door closer and door stopper 門鎖, 拉手, 氣鼓及門擋 |
| | Lavatory 洗手間 | Aluminum with glass 鋁質配玻璃門 | Powder coating and glass 粉末噴塗及玻璃 | Lockset and handle 門鎖及拉手 |
| | Utility 工作間 | Metal framed glass door 金屬框玻璃門 | Metal and glass 金屬及玻璃 | Handle 拉手 |
| | Utility 1, utility 2 工作間 1, 工作間 2 | Solid core timber door 實心木門 | Wood veneer 木皮飾面 | Lockset, handle, door closer and door stopper 門鎖, 拉手, 氣鼓及門擋 |
| Garden, balcony, flat roof, roof 花園, 露台, 平台, 天台 | Aluminium framed glass door 鋁質框玻璃門 | Fluorocarbon coating 氟碳噴塗層 | Lockset and handle 門鎖及拉手 | |

| 3. Interior Fittings (applicable to 2 Villa Avenue only) 室內裝置 (只適用於山城徑 2 號) | | | |
|--|---|--------------------------|---|
| Item 細項 | Description 描述 | Type 類型 | Material 用料 |
| b. Bathroom 浴室 | Type and material of fittings and equipment 裝置及設備的類型及用料 | Basin cabinet 面盆櫃 | Wood veneer basin counter with natural stone countertop and metal frame base 木皮飾面盆櫃配以天然石檯面及金屬腳座 |
| | | Mirror cabinet 鏡櫃 | Master bathroom: Wooden cabinet with glass shelves, metal frame wall mirror Bathroom 1, bathroom 2: Wooden mirror cabinet with metal frame, mirror, metal and glass shelves 主人浴室: 木櫃配玻璃層板, 金屬外框牆身鏡 浴室1, 浴室2: 木鏡櫃配以金屬外框, 鏡, 金屬及玻璃層架 |
| | | Wash basin 面盆 | Ceramics 瓷製品 |
| | | Water closet 坐廁 | Ceramics 瓷製品 |
| | | Mixer 水龍頭 | Metal 金屬 |
| | | Towel bar 毛巾架 | Metal 金屬 |
| | | Paper holder 衛生紙架 | Master bathroom: Metal Bathroom 1, bathroom 2: Not applicable 主人浴室: 金屬 浴室1, 浴室2: 不適用 |
| | Type and material of water supply system 供水系統的類型及用料 | Cold water supply 冷水喉 | Copper pipes for water supply 供水系統採用銅喉 |
| | | Hot water supply 熱水喉 | Copper pipes for water supply 供水系統採用銅喉 |
| | Type and material of bathing facilities (including shower or bath tub if applicable) 沐浴設施的類型及用料 (包括花灑或浴缸, 如適用的話) | Shower set 花灑套裝 | Metal 金屬 |
| | | Shower Cubicle 浴屏 | Metal framed glass partition 金屬外框玻璃間隔 |
| | | Bath tub 浴缸 | Reconstituted stone 合成石 |
| | Size of bath tub, if applicable 浴缸大小 (如適用的話) | | Master bathroom: 1680mm(L)x800mm(W)x500mm(H) Bathroom 1: 1680mm(L)x750mm(W)x500mm(H) 主人浴室: 1680毫米(長)x800毫米(闊)x500毫米(高) 浴室1: 1680毫米(長)x750毫米(闊)x500毫米(高) |

FITTINGS, FINISHES AND APPLIANCES
裝置、裝修物料及設備

| 3. Interior Fittings (applicable to 2 Villa Avenue only) 室內裝置 (只適用於山城徑 2 號) | | | | | | |
|--|--|-------------------|---|---------------------|----------------|-------------------------|
| Item 細項 | Description 描述 | | Material 用料 | | | |
| c. Kitchen 廚房 | Sink unit 洗滌盆 | | Stainless steel 不銹鋼 | | | |
| | Water supply system 供水系統 | | Copper pipes for water supply 供水系統採用銅喉 | | | |
| | Kitchen cabinet 廚櫃 | | Material 用料 | Finishes 裝修物料 | | |
| | | | Base unit and tall unit: Wood particleboard cabinet with honeycomb-core aluminium panel door panel Wall unit: Wood particleboard with medium density fiberboard door panel 地櫃及高櫃: 木刨花板櫃身配鋁蜂窩板門板 吊櫃: 木刨花板櫃身配中密度纖維門板 | Wood veneer 木皮飾面 | | |
| | | | Type 類型 | Description 描述 | | |
| Type of all other fittings and equipment 所有其他裝置及設備的類型 | | Sink mixer 水龍頭 | Hot and cold sink mixer 冷熱水龍頭 | | | |
| | | Type 類型 | Material 用料 | | | |
| d. Bedroom 睡房 | Fittings (including built-in wardrobe) 裝置 (包括嵌入式衣櫃) | | Master bedroom (including closet) 主人睡房 (包括衣櫥) | | Shelf 層架 | Wood and metal 木材及金屬 |
| | | | | | Wardrobe 衣櫃 | Wood and metal 木材及金屬 |
| | Bedroom 1 睡房 1 | | | | Shelf 層架 | Wood 木材 |
| | | | | | Wardrobe 衣櫃 | Wood and metal 木材及金屬 |
| | Bedroom 2 睡房 2 | | | | Shelf 層架 | Wood 木材 |
| | | | | | Wardrobe 衣櫃 | Wood and metal 木材及金屬 |
| | Bedroom 3 睡房 3 | | | | Shelf 層架 | Wood 木材 |
| | | | | | Wardrobe 衣櫃 | Wood and metal 木材及金屬 |
| | Bedroom 4 睡房 4 | | | | Shelf 層架 | Wood and metal 木材及金屬 |
| | | | | | Cabinet 儲物櫃 | Wood 木材 |

| 3. Interior Fittings (applicable to Unit B on 5/F of Tower 6 only) 室內裝置 (只適用於第6座5樓B單位) | | | | |
|---|---|--|---|--|
| Item 細項 | Description 描述 | Material 用料 | Finishes 裝修物料 | Accessories 配件 |
| a. Doors 門 | Main entrance 主入口 | Metal framed fire rated glass door 金屬框防火玻璃門 | Metal and glass 金屬及玻璃 | Lockset, handle, door closer and door stopper 門鎖, 拉手, 氣鼓及門擋 |
| | Family room 家庭廳 | Metal framed glass door 金屬框玻璃門 | Metal and glass 金屬及玻璃 | Handle and door stopper 拉手及門擋 |
| | Door of corridor connecting living room towards master bedroom, bedroom 1 and bedroom 2 走廊連接客廳往主人睡房, 睡房1及睡房2之門 | Metal framed glass door 金屬框玻璃門 | Metal and glass 金屬及玻璃 | Handle and door stopper 拉手及門擋 |
| | Master bedroom 主人睡房 | Hollow core timber door 空心木門 | Wood veneer 木皮飾面 | Lockset, handle and door stopper 門鎖, 拉手及門擋 |
| | Dressing room 衣帽室 | Metal framed glass door 金屬框玻璃門 | Metal and glass 金屬及玻璃 | Handle 拉手 |
| | Bedroom 1, bedroom 2 睡房 1, 睡房 2 | Hollow core timber door 空心木門 | Wood veneer panel 木皮飾面板 | Lockset, handle and door stopper 門鎖, 拉手及門擋 |
| | Master bathroom 主人浴室 | Metal framed glass door 金屬框玻璃門 | Metal and glass 金屬及玻璃 | Handle 拉手 |
| | Bathroom 1, bathroom 2 浴室 1, 浴室 2 | Hollow core timber door 空心木門 | Wood veneer 木皮飾面 | Lockset, handle and door stopper 門鎖, 拉手及門擋 |
| | Lavatory 洗手間 | Metal framed glass door 金屬框玻璃門 | Metal and glass 金屬及玻璃 | Lockset and handle 門鎖及拉手 |
| | Utility 工作間 | Hollow core timber door 空心木門 | Paint 油漆 | Lockset, handle and door stopper 門鎖, 拉手及門擋 |
| | Utility platform, flat roof 工作平台, 平台 | Aluminium framed glass door 鋁質框玻璃門 | Fluorocarbon coating 氟碳噴塗層 | Lockset and handle 門鎖及拉手 |
| | Stairhood 梯屋 | Metal framed glass door 金屬框玻璃門 | Metal and glass 金屬及玻璃 | Lockset and handle 門鎖及拉手 |
| | Door of the corridor towards internal staircase connecting to dining room 往內部樓梯之走廊連接飯廳之門 | Hollow core timber door 空心木門 | Wood veneer panel 木皮飾面板 | Handle and door stopper 拉手及門擋 |
| | Door of the corridor towards secondary entrance connecting to the unit 往副入口之走廊連接單位之門 | Hollow core timber door 空心木門 | Wood veneer 木皮飾面 | Handle and door closer 拉手及氣鼓 |
| Secondary entrance (connecting to common lift lobby) 副入口 (連接公用升降機大堂) | Solid core fire rated timber door 實心防火木門 | Wood veneer 木皮飾面 | Lockset, handle, eye view, door closer and door stopper 門鎖, 拉手, 防盜眼, 氣鼓及門擋 | |

FITTINGS, FINISHES AND APPLIANCES
裝置、裝修物料及設備

| 3. Interior Fittings (applicable to Unit B on 5/F of Tower 6 only) 室內裝置 (只適用於第6座5樓B單位) | | | |
|---|---|--------------------------|---|
| Item 細項 | Description 描述 | Type 類型 | Material 用料 |
| b. Bathroom 浴室 | Type and material of fittings and equipment 裝置及設備的類型及用料 | Basin Cabinet 面盆櫃 | Wooden basin cabinet with wood veneer panel and natural stone counter top 洗面盆櫃配以木皮飾面板及天然石檯面 |
| | | Mirror Cabinet 鏡櫃 | Wooden mirror cabinet with mirror panel, stainless steel panel, wood veneer panel and glass shelves 木製鏡櫃配以鏡飾面板, 不銹鋼板及木皮飾面板連玻璃層架 |
| | | Shelf 層架 | Master bathroom, bathroom 2: Glass and natural stone Bathroom 1: Not applicable 主人浴室, 浴室2: 玻璃及天然石材 浴室1: 不適用 |
| | | Wash basin 面盆 | Ceramics 瓷製品 |
| | | Water closet 坐廁 | Ceramics 瓷製品 |
| | | Mixer 水龍頭 | Metal 金屬 |
| | | Paper holder 衛生紙架 | Metal 金屬 |
| | | Robe hook 衣鈎 | Metal 金屬 |
| | | Toilet Cubicle 座廁間 | Glass partition 玻璃間隔 |
| | Type and material of water supply system 供水系統的類型及用料 | Cold water supply 冷水喉 | Copper pipes for water supply 供水系統採用銅喉 |
| | | Hot water supply 熱水喉 | Copper pipes for water supply 供水系統採用銅喉 |
| | Type and material of bathing facilities (including shower or bath tub if applicable) 沐浴設施的類型及用料 (包括花灑或浴缸, 如適用的話) | Shower set 花灑套裝 | Metal 金屬 |
| | | Shower Cubicle 浴屏 | Glass partition 玻璃間隔 |
| | | Bath tub 浴缸 | Master Bedroom: Reconstituted stone Bedroom 1: Enamelled press steel 主人睡房: 合成石 睡房 1: 瓷釉壓製鋼 |
| | Size of bath tub, if applicable 浴缸大小 (如適用的話) | | Master Bedroom: 1680mm(L) x 800mm(W) x 500mm(H) Bedroom 1: 1500mm(L) x 700mm(W) x 450mm(H) 主人睡房: 1680毫米(長) x 800毫米(闊) x 500毫米(高) 睡房 1: 1500毫米(長) x 700毫米(闊) x 450毫米(高) |

| 3. Interior Fittings (applicable to Unit B on 5/F of Tower 6 only) 室內裝置 (只適用於第6座5樓B單位) | | | | | | |
|---|--|---|---|---|--------------------------------------|--|
| Item 細項 | Description 描述 | | Material 用料 | | | |
| c. Kitchen (including open kitchen) 廚房 (包括開放式廚房) | Sink unit 洗滌盆 | | Stainless steel 不銹鋼 | | | |
| | Water supply system 供水系統 | | Copper pipes for water supply 供水系統採用銅喉 | | | |
| | Description 描述 | | Material 用料 | Finishes 裝修物料 | | |
| | Kitchen cabinet 廚櫃 | | Base unit: Wooden carcass and door panel; Wall unit: Metal carcass, metal framed glass door and metal framed glass shelves 地櫃: 木製櫃身及櫃門; 吊櫃: 金屬櫃身, 金屬框玻璃門及金屬框玻璃層架 | Base unit: Artificial stone counter top with wood veneer; Wall unit: Metal and glass 地櫃: 人造石枱面配木皮飾面; 吊櫃: 金屬及玻璃 | | |
| | | | Type 類型 | Description 描述 | | |
| | Type of all other fittings and equipment 所有其他裝置及設備的類型 | | Sink mixer 水龍頭 | Hot and cold sink mixer 冷熱水龍頭 | | |
| | | Fire service installations and equipment (applicable to open kitchen only) 消防裝置及設備 (只適用於開放式廚房) | Sprinkler head and smoke detector with a sounder base, please refer to "Schedule of Mechanical & Electrical Provisions of Residential Units" for the location and number 消防花灑頭及設有聲響警報基座的煙霧探測器, 有關位置及數目, 請參考「住宅單位機電裝置數量說明表」 | | | |
| | | | Type 類型 | Material 用料 | | |
| d. Bedroom 睡房 | Fittings (including built-in wardrobe) 裝置 (包括嵌入式衣櫃) | | Master bedroom (including dressing room) 主人睡房 (包括衣帽室) | | Shelf 層架 | Wood, metal, mirror and glass 木材, 金屬, 鏡及玻璃 |
| | | | | | Vanity table with cabinet 梳妝枱連儲物櫃 | Glass, mirror, wood, metal and leather 玻璃, 鏡, 木材, 金屬及皮革 |
| | | | | | Wardrobe 衣櫃 | Wood, metal, glass and leather 木材, 金屬, 玻璃及皮革 |
| | | | Bedroom 1 睡房 1 | | Shelf 層架 | Natural stone and metal 天然石材及金屬 |
| | | | | | Wardrobe 衣櫃 | Wood, metal, glass and leather 木材, 金屬, 玻璃及皮革 |
| | | | | | Bedroom 2 睡房 2 | |
| | | Wardrobe with reading table 衣櫃連書枱 | | Wood, metal, glass and leather 木材, 金屬, 玻璃及皮革 | | |

FITTINGS, FINISHES AND APPLIANCES
裝置、裝修物料及設備

| 3. Interior Fittings (applicable to Unit A & B on 3/F of Tower 10 only) 室內裝置 (只適用於第10座3樓A及B單位) | | | | |
|---|---|---|---|---|
| Item 細項 | Description 描述 | Material 用料 | Finishes 裝修物料 | Accessories 配件 |
| a. Doors 門 | Main entrance 主入口 | Solid core fire rated timber door 實心防火木門 | Wood veneer panel 木皮飾面板 | Lockset, handle, door closer, door stopper and eye view 門鎖, 拉手, 氣鼓, 門擋及防盜眼 |
| | Master Bedroom 主人睡房 | Hollow core timber door 空心木門 | Unit A on 3/F of Tower 10: Metal and glass panel Unit B on 3/F of Tower 10: Wood veneer 第10座3樓A單位: 金屬及玻璃飾面板 第10座3樓B單位: 木皮飾面 | Lockset, handle and door stopper 門鎖, 拉手及門擋 |
| | Bedroom 睡房 | Hollow core timber door 空心木門 | Bedroom 1 in unit A on 3/F of Tower 10; Bedroom 1, bedroom 2 and bedroom 3 in unit B on 3/F of Tower 10: Wood veneer panel Bedroom 2 in unit A on 3/F of Tower 10: Metal and glass panel 第10座3樓A單位睡房1; 第10座3樓B單位睡房1, 睡房2及睡房3: 木皮飾面板 第10座3樓A單位睡房2: 金屬及玻璃飾面板 | Lockset, handle and door stopper 門鎖, 拉手及門擋 |
| | Master bathroom 主人浴室 | Metal framed glass door 金屬框玻璃門 | Metal and glass 金屬及玻璃 | Lockset and handle 門鎖及拉手 |
| | Bathroom 浴室 | Hollow core timber door 空心木門 | Wood veneer panel and louver 木皮飾面板及百葉 | Lockset, handle and door stopper 門鎖, 拉手及門擋 |
| | Lavatory 洗手間 | Aluminium framed frosted glass door 鋁質框磨砂玻璃門 | Fluorocarbon coating 氟碳噴塗層 | Lockset and handle 門鎖及拉手 |
| | Utility 工作間 | Hollow core timber door 空心木門 | Wood veneer panel 木皮飾面板 | Lockset, handle and door stopper 門鎖, 拉手及門擋 |
| | Balcony and utility platform 露台及工作平台 | Aluminium framed glass door 鋁質框玻璃門 | Fluorocarbon coating 氟碳噴塗層 | Lockset and handle 門鎖及拉手 |
| Secondary entrance (connecting to common lift lobby) 副入口 (連接公用升降機大堂) | Solid core fire rated timber door 實心防火木門 | Plastic laminated panel 膠板飾面板 | Lockset, handle, door closer, eye view and door stopper 門鎖, 拉手, 氣鼓, 防盜眼及門擋 | |

| 3. Interior Fittings (applicable to Unit A & B on 3/F of Tower 10 only) 室內裝置 (只適用於第10座3樓A及B單位) | | | |
|---|---|--------------------------|--|
| Item 細項 | Description 描述 | Type 類型 | Material 用料 |
| b. Bathroom 浴室 | Type and material of fittings and equipment 裝置及設備的類型及用料 | Basin Cabinet 面盆櫃 | Ceramics 瓷製品 |
| | | Mirror Cabinet 鏡櫃 | Wooden mirror cabinet with mirror panel, wood veneer panel and glass shelves 木製鏡櫃配以鏡飾面板及木皮飾面板連玻璃層架 |
| | | Wash basin 面盆 | Ceramics 瓷製品 |
| | | Water closet 坐廁 | Ceramics 瓷製品 |
| | | Mixer 水龍頭 | Metal 金屬 |
| | | Towel bar 毛巾架 | All bathroom except bathroom specified below: Metal For bathroom below: Not applicable - Master bathroom in Unit A on 3/F of Tower 10 - Bathroom 1 in Unit B on 3/F of Tower 10 除以下指明浴室外, 所有浴室: 金屬 以下浴室: 不適用 - 第10座3樓A單位之主人浴室 - 第10座3樓B單位之浴室1 |
| | | Paper holder 衛生紙架 | Metal 金屬 |
| | Type and material of water supply system 供水系統的類型及用料 | Cold water supply 冷水喉 | Copper pipes for water supply 供水系統採用銅喉 |
| | | Hot water supply 熱水喉 | Copper pipes for water supply 供水系統採用銅喉 |
| | Type and material of bathing facilities (including shower or bath tub if applicable) 沐浴設施的類型及用料 (包括花灑或浴缸, 如適用的話) | Shower set 花灑套裝 | Metal 金屬 |
| | | Shower Cubicle 浴屏 | Metal framed glass partition 金屬外框玻璃間隔 |
| | | Bath tub 浴缸 | Enamelled press steel bathtub 瓷釉壓製鋼浴缸 |
| | Size of bath tub, if applicable 浴缸大小 (如適用的話) | | Unit A on 3/F of Tower 10: 1600mm(L)x700mm(W)x420mm(H) Unit B on 3/F of Tower 10: 1700mm(L)x700mm(W)x420mm(H) 第10座3樓A單位: 1600毫米(長)x700毫米(闊)x420毫米(高) 第10座3樓B單位: 1700毫米(長)x700毫米(闊)x420毫米(高) |

FITTINGS, FINISHES AND APPLIANCES
裝置、裝修物料及設備

| 3. Interior Fittings (applicable to Unit A & B on 3/F of Tower 10 only) 室內裝置 (只適用於第10座3樓A及B單位) | | | |
|---|---|---|--|
| Item 細項 | Description 描述 | Material 用料 | |
| c. Kitchen (including open kitchen) 廚房 (包括開放式廚房) | Sink unit 洗滌盆 | Stainless steel 不銹鋼 | |
| | Water supply system 供水系統 | Copper pipes for water supply 供水系統採用銅喉 | |
| | | Material 用料 | Finishes 裝修物料 |
| | Kitchen cabinet 廚櫃 | Chipboard panel carcass and medium density fibres door panel 刨花板櫃身配中密度門板 | Wood veneer panel and high gloss lacquer, metal and artificial stone 木皮飾面板,高光烤漆飾面板,金屬及人造石 |
| | | Type 類型 | Description 描述 |
| | Type of all other fittings and equipment 所有其他裝置及設備的類型 | Sink mixer 水龍頭 | Hot and cold sink mixer 冷熱水龍頭 |
| | Fire service installations and equipment (applicable to open kitchen only) 消防裝置及設備 (只適用於開放式廚房) | Sprinkler head and smoke detector with a sounder base, please refer to "Schedule of Mechanical & Electrical Provisions of Residential Units" for the location and number 消防花灑頭及設有聲響警報基座的煙霧探測器, 有關位置及數目, 請參考「住宅單位機電裝置數量說明表」 | |

| 3. Interior Fittings (applicable to Unit A & B on 3/F of Tower 10 only) 室內裝置 (只適用於第10座3樓A及B單位) | | | | |
|---|---|------------------------------------|---------------------|--|
| Item 細項 | Description 描述 | Type 類型 | Material 用料 | |
| d. Bedroom 睡房 | Fittings (including built-in wardrobe)(applicable to Unit A on 3/F of Tower 10 only) 裝置 (包括嵌入式衣櫃)(只適用於第10座3樓A單位) | Master Bedroom 主人睡房 | Wardrobe 衣櫃 | Wood, metal and glass 木材, 金屬及玻璃 |
| | | | Shelf 層架 | Stone 石材 |
| | | Bedroom 1 睡房1 | Wardrobe 衣櫃 | Wood, metal and glass 木材, 金屬及玻璃 |
| | | | Cabinet 儲物櫃 | Wood and metal 木材及金屬 |
| | | Bedroom 2 睡房2 | Wardrobe 衣櫃 | Wood 木材 |
| | | | Cabinet 儲物櫃 | Wood 木材 |
| | Fittings (including built-in wardrobe) (applicable to Unit B on 3/F of Tower 10 only) 裝置 (包括嵌入式衣櫃) (只適用於第10座3樓B單位) | Master Bedroom 主人睡房 | Wardrobe 衣櫃 | Wood, metal and glass 木材, 金屬及玻璃 |
| | | | Cabinet 儲物櫃 | Wood, metal and glass 木材, 金屬及玻璃 |
| | | | Vanity table 梳妝枱 | Stone 石材 |
| | | Bedroom 1 睡房1 | Wardrobe 衣櫃 | Wood, metal and fabric 木材, 金屬及布料 |
| | | | Cabinet 儲物櫃 | Wood and glass 木材及玻璃 |
| | | Bedroom 2 睡房2 | Wardrobe 衣櫃 | Wood, metal and glass 木材, 金屬及玻璃 |
| | | | Reading table 書枱 | Wood 木材 |
| | | | Shelf 層架 | Wood, metal and artificial leather 木材, 金屬及人造皮 |
| Bedroom 3 睡房3 | Cabinet 儲物櫃 | Wood, metal and glass 木材, 金屬及玻璃 | | |

FITTINGS, FINISHES AND APPLIANCES
裝置、裝修物料及設備

| 3. Interior Fittings 室內裝置 | | | |
|------------------------------|--|---|--|
| Item 細項 | Description 描述 | | |
| e. | Telephone 電話 | Location and number of connection points 接駁點的位置及數目 | |
| | | Please refer to "Schedule of Mechanical & Electrical Provisions of Residential Units" 請參考「住宅單位機電裝置數量說明表」 | |
| f. | Aerials 天線 | Location and number of connection points 接駁點的位置及數目 | |
| | | Please refer to "Schedule of Mechanical & Electrical Provisions of Residential Units" 請參考「住宅單位機電裝置數量說明表」 | |
| g. | Electrical installations 電力裝置 | Electrical fittings (including safety devices) 供電附件 (包括安全裝置) | |
| | | Electrical fittings 供電附件 | Switches and power sockets are provided 提供電掣及電插座 |
| | | Safety devices 安全裝置 | Three-phase electricity supply with miniature circuit breaker distribution board completed with residual current device 三相電力配電箱並裝妥漏電保護裝置 |
| | | Whether conduits are concealed or exposed 導管是隱藏或外露 | House 洋房 |
| | | Tower 座樓 | Conduits are partly concealed and partly exposed (#) 部份隱藏及部份外露 (#) |
| | | Location and number of power points and air-conditioner points 電插座及空調機接駁點的位置及數目 | |
| | | Please refer to "Schedule of Mechanical & Electrical Provisions of Residential Units" 請參考「住宅單位機電裝置數量說明表」 | |
| h. | Gas supply 氣體供應 | Type 類型 | Town gas 煤氣 |
| | | System 系統 | Town gas connection point is provided Town gas supply pipes are connected to gas cooker and to gas water heater 提供煤氣接駁點 煤氣管道均接駁至煤氣煮食爐及煤氣熱水爐 |
| | | Location 位置 | Please refer to "Appliances Schedule" 請參考「設備說明表」 |
| i. | Washing machine connection point 洗衣機接駁點 | Location 位置 | Please refer to "Schedule of Mechanical & Electrical Provisions of Residential Units" 請參考「住宅單位機電裝置數量說明表」 |
| | | Design 設計 | Water point of a design of 22mm in diameter and drain point of a design of 40mm in diameter 來水接駁喉位 (其設計為直徑 22毫米) 及 去水接駁喉位 (其設計為直徑 40毫米) |
| j. | Water supply 供水 | Material of water pipes 水管的用料 | Copper water pipes for water supply 供水系統採用銅喉 |
| | | Whether water pipes are concealed or exposed 水管是隱藏或外露 | Water pipes are partly concealed and partly exposed (*) 部份隱藏及部份外露 (*) |
| | | Whether hot water is available 有否熱水供應 | Hot water supply is available 有熱水供應 |

Remarks:

備註：

- (#) Other than those parts of the conduits concealed within concrete, the rest of them are exposed. The exposed conduits may be covered or hidden by false ceilings, bulkheads, cabinet, claddings, non-concrete partition walls, designated pipe ducts or other materials.
- (*) Other than those parts of the water pipes concealed within concrete, the rest of them are exposed. The exposed water pipes may be covered or hidden by false ceilings, bulkheads, cabinet, claddings, non-concrete partition walls, designated pipe ducts or other materials.

- (#) 除部份隱藏於混凝土內之導管外，其他部份的導管均為外露。外露的導管可能被假天花、假陣、貯存櫃、覆面、非混凝土間牆、指定之槽位或其他物料遮蓋。
- (*) 除部份隱藏於混凝土內之水管外，其他部份的水管均為外露。外露的水管可能被假天花、假陣、貯存櫃、覆面、非混凝土間牆、指定之槽位或其他物料遮蓋。

| 4. Miscellaneous 雜項 | | | | |
|------------------------|--|------------------------------------|--|--|
| Item 細項 | Description 描述 | | | |
| a. Lifts 升降機 | Brand name and model number 品牌名稱及產品型號 | Brand Name 品牌名稱 | House 洋房 | MITSUBISHI ELEVATOR HONG KONG CO. LTD 三菱電梯香港有限公司 |
| | | | Tower and clubhouse shuttle lift 座樓及會所穿梭升降機 | KONE ELEVATOR (HONG KONG) LTD 通力電梯(香港)有限公司 |
| | | Model Number 產品型號 | House 洋房 | Mitsubishi Elenessa |
| | | | Tower and clubhouse shuttle lift 座樓及會所穿梭升降機 | KONE S MonoSpace |
| | Number and floors served by them 升降機的數目及到達的樓層 | Number of lifts 升降機的數目 | House 洋房 | Total number of lifts: 36, 1 lift for each house 升降機總數: 36, 每洋房設1部升降機 |
| | | | Tower 座樓 | Total number of lifts: 41 1 lift serving common lift lobby and 2 lifts serving private lift lobby for below respective towers: - Tower 1, 2, 3, 6, 7, 8, 9, 10, 15, 16, 17 & 18 2 lift serving common lift lobby and 3 lifts serving private lift lobby in total for below towers: - Tower 11 & 12 升降機總數: 41 以下每座樓設1部升降機到達公用升降機大堂及2部升降機到達私人升降機大堂: - 第 1, 2, 3, 6, 7, 8, 9, 10, 15, 16, 17 及 18 座 以下座樓共設2部升降機到達公用升降機大堂及3部升降機到達私人升降機大堂: - 第 11 及 12 座 |
| | | | Clubhouse shuttle lift 會所穿梭升降機 | Total number of lifts: 2 升降機總數: 2 |
| | | Floor served by the lifts 到達的樓層 | House 洋房 | B/F, G/F, 1/F & 2/F 地庫, 地下, 1樓及2樓 |
| | | | Tower 座樓 | Lifts serving common lift lobby of all towers: B/F, G/F, 1/F, 2/F, 3/F, 5/F & R/F Lifts serving private lift lobby of below towers: B/F, G/F, 1/F, 2/F, 3/F & 5/F - Tower 1, 2, 7, 8, 9, 10, 11, 12, 15, 16, 17 & 18 Lifts serving private lift lobby of below towers: B/F, 1/F, 2/F, 3/F & 5/F - Tower 3 & 6 所有座樓到達公用升降機大堂之升降機: 地庫, 地下, 1樓, 2樓, 3樓, 5樓及天台 以下座樓到達私人升降機大堂之升降機: 地庫, 地下, 1樓, 2樓, 3樓及5樓 - 第 1, 2, 7, 8, 9, 10, 11, 12, 15, 16, 17 及 18座 以下座樓到達私人升降機大堂之升降機: 地庫, 1樓, 2樓, 3樓及5樓 - 第 3 及 6座 |
| | | | Clubhouse shuttle lift 會所穿梭升降機 | B/F & G/F 地庫及地下 |
| b. Letter box 信箱 | Material 用料 | Metal 金屬 | | |

The Vendor undertakes that if lifts or appliances of the specified brand name or model number are not installed in the Development, lifts or appliances of comparable quality will be installed.
賣方承諾如發展項目中沒有安裝指明的品牌名稱或產品型號的升降機或設備，便會安裝品質相若的升降機或設備。

FITTINGS, FINISHES AND APPLIANCES
裝置、裝修物料及設備

| 4. Miscellaneous 雜項 | | | | | |
|--|---|---|--|---|--|
| Item 細項 | Description 描述 | | | | |
| c. Refuse collection 垃圾收集 | Means of refuse collection 垃圾收集的方法 | Domestic refuse will be collected and removed by cleaners 由清潔工人收集及處理住戶垃圾 | | | |
| | Location of refuse room 垃圾房的位置 | House 洋房 | Refuse storage and material recovery place is provided in the common area at basement 垃圾儲存及物料回收處設於地庫之公用地方 | | |
| | | Tower 座樓 | Refuse storage and material recovery room is provided on each residential floor 各住宅樓層設有垃圾及物料回收室 | | |
| d. Water meter, electricity meter and gas meter 水錶、電錶及氣體錶 | Location 位置 | House 洋房 | Water meter 水錶 | Electricity meter 電錶 | Gas meter 氣體錶 |
| | | Tower 座樓 | Separate water meter cabinet at each house 每座洋房之獨立水錶櫃 | Separate electric meter room at each house 每座洋房之獨立電錶房 | Separate gas meter cabinet at each house 每座洋房之獨立氣體錶櫃 |
| | Whether they are separate or communal meters for residential properties 就住宅單位而言是獨立抑或公用的錶 | House 洋房 | Water meter cabinet on each floor at each tower 每座樓各樓層之水錶櫃 | Electric meter room on each floor at each tower 每座樓各樓層之電錶房 | All units except units specified below: Kitchen For following units: Roof - Unit B on 5/F of Tower 6 - Unit A on 5/F of Tower 7 - Unit A on 5/F of Tower 8 除以下指明單位外, 所有單位: 廚房 以下單位: 天台 - 第6座5樓B單位 - 第7座5樓A單位 - 第8座5樓A單位 |
| | | Tower 座樓 | Separate meter 獨立 | Separate meter 獨立 | Separate meter 獨立 |
| | | Separate meter 獨立 | Separate meter 獨立 | Separate meter 獨立 | |

| 5. Security Facility 保安設施 | | |
|--|---|--|
| Item 細項 | Description 描述 | |
| Security system and equipment 保安系統及設備 | Access control & security system 入口通道控制及保安系統 | Smart card readers (octopus card access) for access control are provided at entrances of the Development, entrance lobbies at B/F and G/F of each tower and house, tower lift car and clubhouse entrance 發展項目之入口, 各座樓及洋房地庫及地下入口大堂, 座樓升降機內及會所入口均裝有讀卡器以八達通卡識別通行 |
| | CCTV 閉路電視 | CCTV system is provided at all access roads 所有通道均設有閉路電視系統 |
| | Details of built-in provisions 嵌入式裝備的細節 | Video door phone connecting to the caretaker's office with 24-hour security service 視像對講機均連接至提供24小時保安服務之管理處 |
| | Location of built-in provisions 嵌入式裝備的位置 | Video door phones are installed at living room / dining room or pantry of each tower unit and foyer of each house 視像對講機安裝於各座樓單位之客廳 / 飯廳或備餐間及各洋房之門廳 |
| 6. Appliances 設備 | | |
| For appliances and their brand name and model number, please refer to "Appliances Schedule" 有關設備及其品牌和型號, 請參閱「設備說明表」 | | |

The Vendor undertakes that if lifts or appliances of the specified brand name or model number are not installed in the Development, lifts or appliances of comparable quality will be installed.
賣方承諾如發展項目中沒有安裝指明的品牌名稱或產品型號的升降機或設備, 便會安裝品質相若的升降機或設備。

Appliances Schedule
設備說明表

| Appliance 設備 | Brand Name 品牌名稱 | Model No. 產品型號 | Lucca Avenue 林海徑 | | | | | | | | | | |
|--|-----------------------------|---------------------------------------|---------------------|---|---|---|---|---|---|---|----|----|---|
| | | | 1 | 2 | 3 | 5 | 6 | 7 | 8 | 9 | 10 | 11 | |
| VRV air-conditioning (indoor unit) 可變冷媒流量冷氣機 (室內機) | Mitsubishi Electric 三菱電機 | PEFY-P25VMS-E | ✓ | ✓ | ✓ | ✓ | ✓ | ✓ | ✓ | ✓ | ✓ | ✓ | ✓ |
| | | PEFY-P32VMS-E | ✓ | ✓ | ✓ | ✓ | ✓ | ✓ | ✓ | ✓ | ✓ | ✓ | ✓ |
| | | PEFY-P40VMS-E | ✓ | ✓ | ✓ | ✓ | ✓ | ✓ | ✓ | ✓ | ✓ | ✓ | ✓ |
| | | PEFY-P50VMS-E | ✓ | ✓ | ✓ | ✓ | ✓ | ✓ | ✓ | ✓ | ✓ | ✓ | ✓ |
| | | PEFY-P63VMS-E | ✓ | ✓ | ✓ | ✓ | ✓ | ✓ | ✓ | ✓ | ✓ | ✓ | ✓ |
| | | PMFY-P20VBM-E | ✓ | ✓ | ✓ | ✓ | ✓ | ✓ | ✓ | ✓ | ✓ | ✓ | ✓ |
| VRV air-conditioning (outdoor unit) 可變冷媒流量冷氣機 (室外機) | Mitsubishi Electric 三菱電機 | PUHY-P400YKD(-BS) | ✓ | ✓ | ✓ | ✓ | ✓ | ✓ | ✓ | ✓ | ✓ | ✓ | ✓ |
| | | PUHY-P550YKD(-BS) | ✓ | ✓ | ✓ | ✓ | ✓ | ✓ | ✓ | ✓ | ✓ | ✓ | ✓ |
| Video door phone 視像對講機 | Legrand | 697111 | ✓ | ✓ | ✓ | ✓ | ✓ | ✓ | ✓ | ✓ | ✓ | ✓ | ✓ |
| Exhaust ventilation fan 抽氣扇 | Panasonic 樂聲 | FV-04NU1H | ✓ | ✓ | ✓ | ✓ | ✓ | ✓ | ✓ | ✓ | ✓ | ✓ | ✓ |
| | | FV-05NU1H | ✓ | - | - | - | - | - | - | - | - | - | - |
| | | FV-07NU1H | ✓ | ✓ | ✓ | ✓ | ✓ | ✓ | ✓ | ✓ | ✓ | ✓ | ✓ |
| | | FV-23NL3H | ✓ | ✓ | ✓ | ✓ | ✓ | ✓ | ✓ | ✓ | ✓ | ✓ | ✓ |
| Cooker hood 抽油煙機 | Gaggenau | AW442-120, AR400-143, AD442-012 | - | ✓ | ✓ | ✓ | ✓ | ✓ | ✓ | ✓ | ✓ | ✓ | ✓ |
| | Officine Gullo | CCP001 | ✓ | - | - | - | - | - | - | - | - | - | - |
| Gas cooktop 氣體煮食爐 | Gaggenau | VG415-311SG | - | ✓ | ✓ | ✓ | ✓ | ✓ | ✓ | ✓ | ✓ | ✓ | ✓ |
| | | VG425-311SG | - | ✓ | ✓ | ✓ | ✓ | ✓ | ✓ | ✓ | ✓ | ✓ | ✓ |
| | | VG 231-334 | ✓ | - | - | - | - | - | - | - | - | - | - |
| Induction cooktop 電磁爐 | Gaggenau | OGS 168, DFWS4, DFS4P, FLS4G | ✓ | - | - | - | - | - | - | - | - | - | - |
| | | VI422-113 | - | ✓ | ✓ | ✓ | ✓ | ✓ | ✓ | ✓ | ✓ | ✓ | ✓ |
| Steam oven 蒸焗爐 | Gaggenau | VI232-120 | ✓ | - | - | - | - | - | - | - | - | - | - |
| | | BSP221-111 | ✓ | ✓ | ✓ | ✓ | ✓ | ✓ | ✓ | ✓ | ✓ | ✓ | ✓ |
| Oven 焗爐 | Gaggenau | BS450-110 | ✓ | - | - | - | - | - | - | - | - | - | - |
| | | EB333-111 | ✓ | ✓ | ✓ | ✓ | ✓ | ✓ | ✓ | ✓ | ✓ | ✓ | ✓ |
| Fridge 雪櫃 | Gaggenau | RC462-304 | ✓ | ✓ | ✓ | ✓ | ✓ | ✓ | ✓ | ✓ | ✓ | ✓ | ✓ |
| | | RF461-304 | ✓ | ✓ | ✓ | ✓ | ✓ | ✓ | ✓ | ✓ | ✓ | ✓ | |
| | | RC200-300 | - | ✓ | ✓ | ✓ | ✓ | ✓ | ✓ | ✓ | ✓ | ✓ | ✓ |
| | | RB280-304 | ✓ | - | - | - | - | - | - | - | - | - | - |

Notes:

1. "✓" as shown in the above table denotes such appliances(s) is/are provided and/or installed in the residential unit.
2. The symbol "-" as shown in the above table denotes "not provided" or "not applicable".
3. The Vendor undertakes that if lifts or appliances of the specified brand name or model number are not installed in the Development, lifts or appliances of comparable quality will be installed.
4. Some appliances are installed in the outdoor area (garden / flat roof / roof if applicable).

備註:

1. 上表 "✓" 代表此設備於該住宅單位內提供及/或安裝。
2. 上表 "-" 代表不提供或不適用。
3. 賣方承諾如發展項目人沒有安裝指明的品牌或產品型號的升降機或設備，便會安裝品質相若的升降機或設備。
4. 部份設備安裝於室外位置 (花園 / 平台 / 天台如適用)。

FITTINGS, FINISHES AND APPLIANCES
裝置、裝修物料及設備

Appliances Schedule
設備說明表

| Appliance 設備 | Brand Name 品牌名稱 | Model No. 產品型號 | Lucca Avenue 林海徑 | | | | | | | | | | |
|--|-----------------------------|---------------------------|---------------------|---|---|---|---|---|---|---|----|----|---|
| | | | 1 | 2 | 3 | 5 | 6 | 7 | 8 | 9 | 10 | 11 | |
| Wine cellar 紅酒櫃 | Gaggenau | RW404-261 | - | ✓ | ✓ | ✓ | ✓ | ✓ | ✓ | ✓ | ✓ | ✓ | ✓ |
| | | RW466-364 | - | ✓ | ✓ | ✓ | ✓ | ✓ | ✓ | ✓ | ✓ | ✓ | ✓ |
| | SUB-ZERO | ICBIW-30 | ✓ | - | - | - | - | - | - | - | - | - | - |
| | Miele | KWT2611Vi | - | ✓ | - | - | - | - | - | - | - | - | - |
| Built-in dishwasher 洗碗碟機 | Gaggenau | DF480-100F | ✓ | ✓ | ✓ | ✓ | ✓ | ✓ | ✓ | ✓ | ✓ | ✓ | |
| Washing machine 洗衣機 | Gaggenau | WM260-164 | ✓ | ✓ | ✓ | ✓ | ✓ | ✓ | ✓ | ✓ | ✓ | ✓ | |
| Tumble dryer 乾衣機 | Gaggenau | WT260-110 | ✓ | ✓ | ✓ | ✓ | ✓ | ✓ | ✓ | ✓ | ✓ | ✓ | |
| Warming drawer 暖碟機 | Gaggenau | WSP221-110 | - | ✓ | ✓ | ✓ | ✓ | ✓ | ✓ | ✓ | ✓ | ✓ | |
| | | WS 461-110 | ✓ | - | - | - | - | - | - | - | - | - | |
| Thermo ventilator 浴室寶 | Mitsubishi Electric 三菱電機 | V-251BZ-HK | ✓ | ✓ | ✓ | ✓ | ✓ | ✓ | ✓ | ✓ | ✓ | ✓ | |
| Towel warmer 暖毛巾架 | Vola | T39EL | - | ✓ | ✓ | ✓ | ✓ | ✓ | ✓ | ✓ | ✓ | ✓ | |
| Instantaneous electric water heater 即熱式電熱水爐 | Stibel eltron 斯寶亞創 | DHB-E 18/21/24 LCD | ✓ | - | - | - | - | - | - | - | - | - | |
| | | DHC 6 EL | ✓ | ✓ | ✓ | ✓ | ✓ | ✓ | ✓ | ✓ | ✓ | ✓ | |
| Gas water heater 煤氣熱水爐 | TGC | TSTW220TFQL | ✓ | ✓ | ✓ | ✓ | ✓ | ✓ | ✓ | ✓ | ✓ | ✓ | |
| Home wifi router 家用無線網絡路由器 | Legrand | NB6061-PR1KB | ✓ | ✓ | ✓ | ✓ | ✓ | ✓ | ✓ | ✓ | ✓ | ✓ | |
| Microwave oven 微波爐 | Gaggenau | BM 450-110 | ✓ | - | - | - | - | - | - | - | - | - | |
| Vacuuming drawer 真空包裝機 | Gaggenau | DV461-304 | ✓ | - | - | - | - | - | - | - | - | - | |
| Coffee machine 咖啡機 | Gaggenau | CM-450-112 | ✓ | - | - | - | - | - | - | - | - | - | |
| Teppanyaki 鐵板燒 | Gaggenau | VP 230-120 | ✓ | - | - | - | - | - | - | - | - | - | |
| Cosmetic cooler 化妝品冷凍櫃 | Biszet | B7 | ✓ | ✓ | - | - | - | - | - | - | - | - | |
| Outdoor fireplace 戶外火爐 | Ecosmart | Wharf 65 Fire Pit Table | - | ✓ | - | - | - | - | - | - | - | - | |
| Outdoor burner 戶外燒烤爐 | Officine Gullo | OGBBQ-100 | ✓ | - | - | - | - | - | - | - | - | - | |
| | Napoleon | BIELEX485RBPSS-1-CE | - | ✓ | - | - | - | - | - | - | - | - | |
| | Weber | Spirit SP-335 Gas Grill | - | - | ✓ | ✓ | ✓ | ✓ | ✓ | ✓ | ✓ | ✓ | |
| Outdoor fridge 戶外雪櫃 | Blastcool | XPI-870 Single Glass Door | - | ✓ | - | - | - | - | - | - | - | | |

Notes:

1. "✓" as shown in the above table denotes such appliances(s) is/are provided and/or installed in the residential unit.
2. The symbol "-" as shown in the above table denotes "not provided" or "not applicable".
3. The Vendor undertakes that if lifts or appliances of the specified brand name or model number are not installed in the Development, lifts or appliances of comparable quality will be installed.
4. Some appliances are installed in the outdoor area (garden / flat roof / roof if applicable).

備註:

1. 上表 "✓" 代表此設備於該住宅單位內提供及/或安裝。
2. 上表 "-" 代表不提供或不適用。
3. 賣方承諾如發展項目人沒有安裝指明的品牌或產品型號的升降機或設備，便會安裝品質相若的升降機或設備。
4. 部份設備安裝於室外位置 (花園 / 平台 / 天台如適用)。

Appliances Schedule
設備說明表

| Appliance 設備 | Brand Name 品牌名稱 | Model No. 產品型號 | Villa Avenue 山城徑 | | | | | | | | | | | | | | | | | | | | | | | | | | | | | |
|--|-----------------------------|---------------------------------------|---------------------|---|---|---|---|---|---|---|----|----|----|----|----|----|----|----|----|----|----|----|----|----|----|----|----|----|---|---|--|--|
| | | | 1 | 2 | 3 | 5 | 6 | 7 | 8 | 9 | 10 | 11 | 12 | 15 | 16 | 17 | 18 | 19 | 20 | 21 | 22 | 23 | 25 | 26 | 27 | 28 | 29 | 30 | | | | |
| VRV air-conditioning (indoor unit) 可變冷媒流量冷氣機(室內機) | Mitsubishi Electric 三菱電機 | PEFY-P25VMS-E | ✓ | ✓ | ✓ | ✓ | ✓ | ✓ | ✓ | ✓ | ✓ | ✓ | ✓ | ✓ | ✓ | ✓ | ✓ | ✓ | ✓ | ✓ | ✓ | ✓ | ✓ | ✓ | ✓ | ✓ | ✓ | ✓ | ✓ | | | |
| | | PEFY-P32VMS-E | ✓ | ✓ | ✓ | ✓ | ✓ | ✓ | ✓ | ✓ | ✓ | ✓ | ✓ | ✓ | ✓ | ✓ | ✓ | ✓ | ✓ | ✓ | ✓ | ✓ | ✓ | ✓ | ✓ | ✓ | ✓ | ✓ | ✓ | ✓ | | |
| | | PEFY-P40VMS-E | ✓ | ✓ | ✓ | ✓ | ✓ | ✓ | ✓ | ✓ | ✓ | ✓ | ✓ | ✓ | ✓ | ✓ | ✓ | ✓ | ✓ | ✓ | ✓ | ✓ | ✓ | ✓ | ✓ | ✓ | ✓ | ✓ | ✓ | ✓ | | |
| | | PEFY-P50VMS-E | ✓ | ✓ | ✓ | ✓ | ✓ | ✓ | ✓ | ✓ | ✓ | ✓ | ✓ | ✓ | ✓ | ✓ | ✓ | ✓ | ✓ | ✓ | ✓ | ✓ | ✓ | ✓ | ✓ | ✓ | ✓ | ✓ | ✓ | ✓ | | |
| | | PEFY-P63VMS-E | - | - | - | - | - | - | - | - | - | ✓ | ✓ | ✓ | - | - | - | - | - | - | - | - | - | - | - | - | - | - | - | - | | |
| | | PMFY-P20VBM-E | ✓ | ✓ | ✓ | ✓ | ✓ | ✓ | ✓ | ✓ | ✓ | ✓ | ✓ | ✓ | ✓ | ✓ | ✓ | ✓ | ✓ | ✓ | ✓ | ✓ | ✓ | ✓ | ✓ | ✓ | ✓ | ✓ | ✓ | ✓ | | |
| VRV air-conditioning (outdoor unit) 可變冷媒流量冷氣機(室外機) | Mitsubishi Electric 三菱電機 | PUHY-P300YKD(-BS) | ✓ | ✓ | ✓ | ✓ | ✓ | ✓ | ✓ | ✓ | - | - | - | ✓ | ✓ | ✓ | ✓ | ✓ | ✓ | ✓ | ✓ | ✓ | ✓ | ✓ | ✓ | ✓ | ✓ | ✓ | | | | |
| | | PUHY-P350YKD(-BS) | - | - | - | - | - | - | - | - | ✓ | ✓ | ✓ | - | - | - | - | - | - | - | - | - | - | - | - | - | - | - | | | | |
| | | PUHY-P400YKD(-BS) | - | - | - | - | - | - | - | - | - | ✓ | ✓ | ✓ | - | - | - | - | - | - | - | - | - | - | - | - | - | - | - | | | |
| Video door phone 視像對講機 | Legrand | 697111 | ✓ | ✓ | ✓ | ✓ | ✓ | ✓ | ✓ | ✓ | ✓ | ✓ | ✓ | ✓ | ✓ | ✓ | ✓ | ✓ | ✓ | ✓ | ✓ | ✓ | ✓ | ✓ | ✓ | ✓ | ✓ | ✓ | | | | |
| Exhaust ventilation fan 抽氣扇 | Panasonic 樂聲 | FV-04NU1H | ✓ | ✓ | ✓ | ✓ | ✓ | ✓ | ✓ | ✓ | ✓ | ✓ | ✓ | ✓ | ✓ | ✓ | ✓ | ✓ | ✓ | ✓ | ✓ | ✓ | ✓ | ✓ | ✓ | ✓ | ✓ | ✓ | | | | |
| | | FV-05NU1H | ✓ | ✓ | ✓ | ✓ | ✓ | ✓ | ✓ | ✓ | ✓ | ✓ | ✓ | ✓ | ✓ | ✓ | ✓ | ✓ | ✓ | ✓ | ✓ | ✓ | ✓ | ✓ | ✓ | ✓ | ✓ | ✓ | ✓ | | | |
| | | FV-07NU1H | - | ✓ | ✓ | ✓ | ✓ | ✓ | ✓ | ✓ | ✓ | ✓ | ✓ | ✓ | ✓ | ✓ | ✓ | ✓ | ✓ | ✓ | ✓ | ✓ | ✓ | ✓ | ✓ | ✓ | ✓ | ✓ | ✓ | | | |
| Cooker hood 抽油煙機 | Gaggenau | AW442-120, AR400-143, AD442-012 | - | ✓ | ✓ | ✓ | ✓ | ✓ | ✓ | ✓ | ✓ | ✓ | ✓ | ✓ | ✓ | ✓ | ✓ | ✓ | ✓ | ✓ | ✓ | ✓ | ✓ | ✓ | ✓ | ✓ | ✓ | ✓ | | | | |
| | | VL 414-112 | ✓ | - | - | - | - | - | - | - | - | - | - | - | - | - | - | - | - | - | - | - | - | - | - | - | - | - | | | | |
| Gas cooktop 氣體煮食爐 | Gaggenau | ICBPW482418 | ✓ | - | - | - | - | - | - | - | - | - | - | - | - | - | - | - | - | - | - | - | - | - | - | - | - | - | | | | |
| | | VG232-320HK | - | - | - | - | - | - | - | - | - | - | - | - | - | - | - | - | - | - | - | - | - | - | - | - | - | - | | | | |
| | | VG415-311SG | - | ✓ | ✓ | ✓ | ✓ | ✓ | ✓ | ✓ | ✓ | ✓ | ✓ | ✓ | ✓ | ✓ | ✓ | ✓ | ✓ | ✓ | ✓ | ✓ | ✓ | ✓ | ✓ | ✓ | ✓ | ✓ | ✓ | | | |
| | VG425-311SG | - | ✓ | ✓ | ✓ | ✓ | ✓ | ✓ | ✓ | ✓ | ✓ | ✓ | ✓ | ✓ | ✓ | ✓ | ✓ | ✓ | ✓ | ✓ | ✓ | ✓ | ✓ | ✓ | ✓ | ✓ | ✓ | ✓ | | | | |
| | WOLF | ICBMM15TF/S | ✓ | - | - | - | - | - | - | - | - | - | - | - | - | - | - | - | - | - | - | - | - | - | - | - | - | - | | | | |
| ICBCG152TF/S | | ✓ | - | - | - | - | - | - | - | - | - | - | - | - | - | - | - | - | - | - | - | - | - | - | - | - | - | | | | | |
| Induction cooktop 電磁爐 | Gaggenau | VI422-113 | ✓ | ✓ | ✓ | ✓ | ✓ | ✓ | ✓ | ✓ | ✓ | ✓ | ✓ | ✓ | ✓ | ✓ | ✓ | ✓ | ✓ | ✓ | ✓ | ✓ | ✓ | ✓ | ✓ | ✓ | ✓ | ✓ | | | | |
| | | CV282-111 | ✓ | - | - | - | - | - | - | - | - | - | - | - | - | - | - | - | - | - | - | - | - | - | - | - | - | - | | | | |
| Steam oven 蒸焗爐 | Gaggenau | BSP220-111 | - | - | - | - | - | - | - | - | - | - | - | - | - | - | - | - | - | - | - | ✓ | ✓ | ✓ | ✓ | ✓ | ✓ | ✓ | | | | |
| | | BSP221-111 | - | ✓ | ✓ | ✓ | ✓ | ✓ | ✓ | ✓ | ✓ | ✓ | ✓ | ✓ | ✓ | ✓ | ✓ | ✓ | ✓ | ✓ | ✓ | ✓ | - | - | - | - | - | - | | | | |
| Oven 焗爐 | WOLF | ICBCSO30PM/S/PH | ✓ | - | - | - | - | - | - | - | - | - | - | - | - | - | - | - | - | - | - | - | - | - | - | - | - | - | | | | |
| | | ICBSO30PM/S/PH | ✓ | - | - | - | - | - | - | - | - | - | - | - | - | - | - | - | - | - | - | - | - | - | - | - | - | - | | | | |

Notes:

1. “✓” as shown in the above table denotes such appliances(s) is/are provided and/or installed in the residential unit.
2. The symbol “-” as shown in the above table denotes “not provided” or “not applicable”.
3. The Vendor undertakes that if lifts or appliances of the specified brand name or model number are not installed in the Development, lifts or appliances of comparable quality will be installed.
4. Some appliances are installed in the outdoor area (garden / flat roof / roof if applicable).

備註:

1. 上表 “✓” 代表此設備於該住宅單位內提供及/ 或安裝。
2. 上表 “-” 代表不提供或不適用。
3. 賣方承諾如發展項目人沒有安裝指明的品牌或產品型號的升降機或設備，便會安裝品質相若的升降機或設備。
4. 部份設備安裝於室外位置(花園 / 平台 / 天台如適用)。

FITTINGS, FINISHES AND APPLIANCES
裝置、裝修物料及設備

Appliances Schedule
設備說明表

| Appliance 設備 | Brand Name 品牌名稱 | Model No. 產品型號 | Villa Avenue 山城徑 | | | | | | | | | | | | | | | | | | | | | | | | | | | | | |
|---|-----------------------------|-------------------------|---------------------|---|---|---|---|---|---|---|----|----|----|----|----|----|----|----|----|----|----|----|----|----|----|----|----|----|---|---|--|--|
| | | | 1 | 2 | 3 | 5 | 6 | 7 | 8 | 9 | 10 | 11 | 12 | 15 | 16 | 17 | 18 | 19 | 20 | 21 | 22 | 23 | 25 | 26 | 27 | 28 | 29 | 30 | | | | |
| Fridge 雪櫃 | Gaggenau | RC472-304 | - | ✓ | ✓ | ✓ | ✓ | ✓ | ✓ | ✓ | ✓ | ✓ | ✓ | ✓ | ✓ | ✓ | ✓ | ✓ | ✓ | ✓ | ✓ | ✓ | ✓ | ✓ | ✓ | ✓ | ✓ | ✓ | ✓ | | | |
| | | RF411-304 | - | ✓ | ✓ | ✓ | ✓ | ✓ | ✓ | ✓ | ✓ | ✓ | ✓ | ✓ | ✓ | ✓ | ✓ | ✓ | ✓ | ✓ | ✓ | ✓ | ✓ | ✓ | ✓ | ✓ | ✓ | ✓ | ✓ | ✓ | | |
| | | RC200-300 | ✓ | - | - | - | - | - | - | - | - | - | - | - | - | - | - | - | - | - | - | - | - | - | - | - | - | - | - | - | | |
| | | RB 492-303 | ✓ | - | - | - | - | - | - | - | - | - | - | - | - | - | - | - | - | - | - | - | - | - | - | - | - | - | - | - | | |
| | SUB-ZERO | ICBBI-48S | ✓ | - | - | - | - | - | - | - | - | - | - | - | - | - | - | - | - | - | - | - | - | - | - | - | - | - | - | | | |
| | | ICBID-24RO | ✓ | - | - | - | - | - | - | - | - | - | - | - | - | - | - | - | - | - | - | - | - | - | - | - | - | - | - | | | |
| Wine cellar 紅酒櫃 | Gaggenau | RW404-261 | - | ✓ | ✓ | ✓ | ✓ | ✓ | ✓ | ✓ | ✓ | ✓ | ✓ | ✓ | ✓ | ✓ | ✓ | ✓ | ✓ | ✓ | ✓ | ✓ | ✓ | ✓ | ✓ | ✓ | ✓ | ✓ | ✓ | | | |
| | | RW466-364 | ✓ | - | - | - | - | - | - | - | - | - | - | - | - | - | - | - | - | - | - | - | - | - | - | - | - | - | - | | | |
| Built-in dishwasher 洗碗碟機 | Gaggenau | DF480-100F | - | - | ✓ | ✓ | ✓ | ✓ | ✓ | ✓ | ✓ | ✓ | ✓ | ✓ | ✓ | ✓ | ✓ | ✓ | ✓ | ✓ | ✓ | ✓ | ✓ | ✓ | ✓ | ✓ | ✓ | ✓ | ✓ | | | |
| | | DF210-100 | ✓ | ✓ | - | - | - | - | - | - | - | - | - | - | - | - | - | - | - | - | - | - | - | - | - | - | - | - | - | | | |
| Washing machine 洗衣機 | Gaggenau | WM260-164 | - | ✓ | ✓ | ✓ | ✓ | ✓ | ✓ | ✓ | ✓ | ✓ | ✓ | ✓ | ✓ | ✓ | ✓ | ✓ | ✓ | ✓ | ✓ | ✓ | ✓ | ✓ | ✓ | ✓ | ✓ | ✓ | ✓ | | | |
| Tumble dryer 乾衣機 | Gaggenau | WT260-110 | - | ✓ | ✓ | ✓ | ✓ | ✓ | ✓ | ✓ | ✓ | ✓ | ✓ | ✓ | ✓ | ✓ | ✓ | ✓ | ✓ | ✓ | ✓ | ✓ | ✓ | ✓ | ✓ | ✓ | ✓ | ✓ | ✓ | | | |
| Warming drawer 暖碟機 | WOLF | ICBWWD30 | ✓ | - | - | - | - | - | - | - | - | - | - | - | - | - | - | - | - | - | - | - | - | - | - | - | - | - | | | | |
| Thermo ventilator 浴室寶 | Mitsubishi Electric 三菱電機 | V-251BZ-HK | ✓ | ✓ | ✓ | ✓ | ✓ | ✓ | ✓ | ✓ | ✓ | ✓ | ✓ | ✓ | ✓ | ✓ | ✓ | ✓ | ✓ | ✓ | ✓ | ✓ | ✓ | ✓ | ✓ | ✓ | ✓ | ✓ | | | | |
| Towel warmer 暖毛巾架 | Vola | T39EL | - | ✓ | ✓ | ✓ | ✓ | ✓ | ✓ | ✓ | ✓ | ✓ | ✓ | ✓ | ✓ | ✓ | ✓ | ✓ | ✓ | ✓ | ✓ | ✓ | ✓ | ✓ | ✓ | ✓ | ✓ | ✓ | ✓ | | | |
| | | T39EL/4-27 | ✓ | - | - | - | - | - | - | - | - | - | - | - | - | - | - | - | - | - | - | - | - | - | - | - | - | - | - | | | |
| Home wifi router 家用無線網路路由器 | Legrand | NB6061-PR1KB | ✓ | ✓ | ✓ | ✓ | ✓ | ✓ | ✓ | ✓ | ✓ | ✓ | ✓ | ✓ | ✓ | ✓ | ✓ | ✓ | ✓ | ✓ | ✓ | ✓ | ✓ | ✓ | ✓ | ✓ | ✓ | ✓ | ✓ | | | |
| Instantaneous electric water heater 即熱式電熱水爐 | Stibel eltron 斯寶亞創 | DHB-E 18/21/24 LCD | ✓ | - | - | - | - | - | - | - | - | - | - | - | - | - | - | - | - | - | - | - | - | - | - | - | - | - | | | | |
| | | DHC 6 EL | ✓ | - | - | - | - | - | - | - | - | - | - | - | - | - | - | - | - | - | - | - | - | - | - | - | - | - | - | | | |
| Gas water heater 煤氣熱水爐 | TGC | TSTW220TFQL | ✓ | ✓ | ✓ | ✓ | ✓ | ✓ | ✓ | ✓ | ✓ | ✓ | ✓ | ✓ | ✓ | ✓ | ✓ | ✓ | ✓ | ✓ | ✓ | ✓ | ✓ | ✓ | ✓ | ✓ | ✓ | ✓ | ✓ | | | |
| Ultrasonic cleaner 超聲波洗菜機 | X-CUBE | A420 | ✓ | - | - | - | - | - | - | - | - | - | - | - | - | - | - | - | - | - | - | - | - | - | - | - | - | - | | | | |
| Food waster disposer 食物垃圾處理器 | INSINKERATOR | EVOLUTION 100 | ✓ | - | - | - | - | - | - | - | - | - | - | - | - | - | - | - | - | - | - | - | - | - | - | - | - | - | | | | |
| Outdoor gas grill 戶外氣體烤爐 | WOLF | ICBOG54_LP | ✓ | - | - | - | - | - | - | - | - | - | - | - | - | - | - | - | - | - | - | - | - | - | - | - | - | - | | | | |
| Outdoor fireplace 戶外火爐 | Ecosmart | XL1200 | - | ✓ | - | - | - | - | - | - | - | - | - | - | - | - | - | - | - | - | - | - | - | - | - | - | - | - | | | | |
| Outdoor burner 戶外燒烤爐 | Napoleon | BILEX485RBPSS-1-CE | - | ✓ | - | - | - | - | - | - | - | - | - | - | - | - | - | - | - | - | - | - | - | - | - | - | - | - | | | | |
| | Weber | Spirit SP-335 Gas Grill | - | - | ✓ | ✓ | ✓ | ✓ | ✓ | ✓ | ✓ | ✓ | ✓ | ✓ | ✓ | ✓ | ✓ | ✓ | ✓ | ✓ | ✓ | ✓ | ✓ | ✓ | ✓ | ✓ | ✓ | ✓ | | | | |
| Outdoor oven 戶外焗爐 | Delivita | THE OLIVE GREEN OVEN | - | ✓ | - | - | - | - | - | - | - | - | - | - | - | - | - | - | - | - | - | - | - | - | - | - | - | - | | | | |

Notes:

1. "✓" as shown in the above table denotes such appliances(s) is/are provided and/or installed in the residential unit.
2. The symbol "-" as shown in the above table denotes "not provided" or "not applicable".
3. The Vendor undertakes that if lifts or appliances of the specified brand name or model number are not installed in the Development, lifts or appliances of comparable quality will be installed.
4. Some appliances are installed in the outdoor area (garden / flat roof / roof if applicable).

備註:

1. 上表 "✓" 代表此設備於該住宅單位內提供及/或安裝。
2. 上表 "-" 代表不提供或不適用。
3. 賣方承諾如發展項目人沒有安裝指明的品牌或產品型號的升降機或設備，便會安裝品質相若的升降機或設備。
4. 部份設備安裝於室外位置 (花園 / 平台 / 天台如適用)。

Appliances Schedule
設備說明表

| Appliance 設備 | Brand Name 品牌名稱 | Model No. 產品型號 | Tower 1 第1座 | | | | | | | | | | | | | | Tower 2 第2座 | | | | | | | | | | | | | |
|--|-----------------------------|---------------------------------------|----------------|---|---|---|----------------------|---|---|---|-----------|---|---|---|-----------|---|----------------|---|---|---|----------------------|---|---|---|-----------|---|---|---|-----------|---|
| | | | G/F 地下 | | | | 1/F - 2/F 1樓 - 2樓 | | | | 3/F 3樓 | | | | 5/F 5樓 | | G/F 地下 | | | | 1/F - 2/F 1樓 - 2樓 | | | | 3/F 3樓 | | | | 5/F 5樓 | |
| | | | A | B | C | D | A | B | C | D | A | B | C | D | A | B | A | B | C | D | A | B | C | D | A | B | C | D | A | B |
| VRV air-conditioning (indoor unit) 可變冷媒流量冷氣機 (室內機) | Mitsubishi Electric 三菱電機 | PEFY-P32VMA-E | ✓ | ✓ | ✓ | ✓ | ✓ | ✓ | ✓ | ✓ | ✓ | ✓ | ✓ | ✓ | - | ✓ | ✓ | ✓ | ✓ | ✓ | ✓ | ✓ | ✓ | ✓ | ✓ | ✓ | ✓ | - | ✓ | |
| | | PEFY-P40VMA-E | - | - | - | - | - | - | - | - | - | - | - | - | ✓ | - | - | - | - | - | - | - | - | - | - | - | - | - | ✓ | - |
| | | PEFY-P25VMS-E | - | - | - | - | - | - | - | - | - | - | - | - | ✓ | ✓ | - | - | - | - | - | - | - | - | - | - | - | - | ✓ | ✓ |
| | | PEFY-P32VMS-E | ✓ | ✓ | ✓ | ✓ | ✓ | ✓ | ✓ | ✓ | ✓ | ✓ | ✓ | ✓ | - | - | ✓ | ✓ | ✓ | ✓ | ✓ | ✓ | ✓ | ✓ | ✓ | ✓ | ✓ | - | - | |
| | | PEFY-P40VMS-E | - | - | - | - | - | - | - | - | - | ✓ | - | ✓ | - | - | - | - | - | - | - | - | - | - | ✓ | - | ✓ | - | - | - |
| | | PEFY-P50VMS-E | - | - | - | - | - | - | - | - | ✓ | - | - | - | ✓ | ✓ | - | - | - | - | - | - | - | - | - | - | - | - | ✓ | ✓ |
| | | PKFY-P32VLM-E | ✓ | ✓ | ✓ | ✓ | ✓ | ✓ | ✓ | ✓ | ✓ | ✓ | ✓ | ✓ | ✓ | ✓ | ✓ | ✓ | ✓ | ✓ | ✓ | ✓ | ✓ | ✓ | ✓ | ✓ | ✓ | ✓ | ✓ | ✓ |
| | | PKFY-P40VLM-E | - | ✓ | - | ✓ | - | ✓ | - | ✓ | - | ✓ | - | ✓ | ✓ | ✓ | ✓ | ✓ | - | ✓ | - | ✓ | - | ✓ | - | ✓ | - | ✓ | ✓ | ✓ |
| | | PKFY-P50VLM-E | ✓ | - | ✓ | - | ✓ | - | ✓ | - | ✓ | - | ✓ | - | - | ✓ | - | ✓ | - | ✓ | - | ✓ | - | ✓ | - | ✓ | - | ✓ | - | ✓ |
| | | PMFY-P20VBM-E | ✓ | ✓ | ✓ | ✓ | ✓ | ✓ | ✓ | ✓ | ✓ | ✓ | ✓ | ✓ | ✓ | ✓ | ✓ | ✓ | ✓ | ✓ | ✓ | ✓ | ✓ | ✓ | ✓ | ✓ | ✓ | ✓ | ✓ | ✓ |
| VRV air-conditioning (outdoor unit) 可變冷媒流量冷氣機 (室外機) | Mitsubishi Electric 三菱電機 | PUHY-P250YKD(-BS) | - | ✓ | - | ✓ | - | ✓ | - | ✓ | - | ✓ | - | ✓ | ✓ | ✓ | - | ✓ | - | ✓ | - | ✓ | - | ✓ | - | ✓ | - | ✓ | ✓ | |
| | | PUHY-P300YKD(-BS) | - | - | ✓ | - | - | - | ✓ | - | - | - | ✓ | - | ✓ | ✓ | - | - | - | ✓ | - | - | - | ✓ | - | - | - | ✓ | ✓ | |
| | | PUHY-P350YKD(-BS) | ✓ | - | - | - | ✓ | - | - | - | ✓ | - | - | - | - | - | - | ✓ | - | - | - | - | ✓ | - | - | - | ✓ | - | - | - |
| Video door phone 視像對講機 | Legrand | 697111 | ✓ | ✓ | ✓ | ✓ | ✓ | ✓ | ✓ | ✓ | ✓ | ✓ | ✓ | ✓ | ✓ | ✓ | ✓ | ✓ | ✓ | ✓ | ✓ | ✓ | ✓ | ✓ | ✓ | ✓ | ✓ | ✓ | | |
| Exhaust ventilation fan 抽氣扇 | Panasonic 樂聲 | FV-04NU1H | ✓ | ✓ | ✓ | ✓ | ✓ | ✓ | ✓ | ✓ | ✓ | ✓ | ✓ | ✓ | ✓ | ✓ | ✓ | ✓ | ✓ | ✓ | ✓ | ✓ | ✓ | ✓ | ✓ | ✓ | ✓ | ✓ | | |
| | | FV-05NU1H | ✓ | ✓ | ✓ | ✓ | ✓ | ✓ | ✓ | ✓ | ✓ | ✓ | ✓ | ✓ | ✓ | ✓ | ✓ | ✓ | ✓ | ✓ | ✓ | ✓ | ✓ | ✓ | ✓ | ✓ | ✓ | ✓ | ✓ | |
| Cooker hood 抽油煙機 | Gaggenau | AF210-192 | ✓ | ✓ | ✓ | ✓ | ✓ | ✓ | ✓ | ✓ | ✓ | ✓ | ✓ | - | - | ✓ | ✓ | ✓ | ✓ | ✓ | ✓ | ✓ | ✓ | ✓ | ✓ | ✓ | - | - | | |
| | | AW442-120, AR400-143, AD442-012 | - | - | - | - | - | - | - | - | - | - | - | ✓ | ✓ | - | - | - | - | - | - | - | - | - | - | - | - | ✓ | ✓ | |
| Gas cooktop 氣體煮食爐 | Gaggenau | VG231-320HK | ✓ | ✓ | ✓ | ✓ | ✓ | ✓ | ✓ | ✓ | ✓ | ✓ | ✓ | - | - | ✓ | ✓ | ✓ | ✓ | ✓ | ✓ | ✓ | ✓ | ✓ | ✓ | ✓ | - | - | | |
| | | VG415-311SG | - | - | - | - | - | - | - | - | - | - | - | ✓ | ✓ | - | - | - | - | - | - | - | - | - | - | - | - | ✓ | ✓ | |
| | | VG232-320HK | ✓ | ✓ | ✓ | ✓ | ✓ | ✓ | ✓ | ✓ | ✓ | ✓ | ✓ | ✓ | - | - | ✓ | ✓ | ✓ | ✓ | ✓ | ✓ | ✓ | ✓ | ✓ | ✓ | ✓ | - | - | |
| | | VG425-311SG | - | - | - | - | - | - | - | - | - | - | - | ✓ | ✓ | - | - | - | - | - | - | - | - | - | - | - | - | - | ✓ | ✓ |
| Induction cooktop 電磁爐 | Gaggenau | VI232-120 | ✓ | - | ✓ | ✓ | ✓ | - | ✓ | ✓ | ✓ | - | - | ✓ | ✓ | ✓ | ✓ | ✓ | - | ✓ | ✓ | ✓ | - | ✓ | ✓ | ✓ | - | - | | |
| Electric grill 電烤爐 | Gaggenau | VR414-111 | - | - | - | - | - | - | - | - | - | - | ✓ | ✓ | - | - | - | - | - | - | - | - | - | - | - | - | ✓ | ✓ | | |
| Steam oven 蒸爐 | Gaggenau | BSP220-111 | ✓ | ✓ | ✓ | - | ✓ | ✓ | ✓ | - | ✓ | ✓ | ✓ | - | - | - | - | ✓ | - | - | - | ✓ | - | - | - | ✓ | - | ✓ | ✓ | |
| | Gaggenau | BSP221-111 | - | - | - | ✓ | - | - | - | ✓ | - | - | - | ✓ | ✓ | ✓ | ✓ | ✓ | - | ✓ | ✓ | ✓ | - | ✓ | ✓ | ✓ | - | ✓ | - | |
| Oven 焗爐 | Gaggenau | EB333-111 | ✓ | ✓ | ✓ | ✓ | ✓ | ✓ | ✓ | ✓ | ✓ | ✓ | ✓ | ✓ | ✓ | ✓ | ✓ | ✓ | ✓ | ✓ | ✓ | ✓ | ✓ | ✓ | ✓ | ✓ | ✓ | ✓ | | |

Notes:

1. "✓" as shown in the above table denotes such appliances(s) is/are provided and/or installed in the residential unit.
2. The symbol "-" as shown in the above table denotes "not provided" or "not applicable".
3. The Vendor undertakes that if lifts or appliances of the specified brand name or model number are not installed in the Development, lifts or appliances of comparable quality will be installed.
4. Some appliances are installed in the outdoor area (garden / flat roof / roof if applicable).

備註:

1. 上表 "✓" 代表此設備於該住宅單位內提供及/或安裝。
2. 上表 "-" 代表不提供或不適用。
3. 賣方承諾如發展項目人沒有安裝指明的品牌或產品型號的升降機或設備，便會安裝品質相若的升降機或設備。
4. 部份設備安裝於室外位置 (花園 / 平台 / 天台如適用)。

FITTINGS, FINISHES AND APPLIANCES
裝置、裝修物料及設備

Appliances Schedule
設備說明表

| Appliance 設備 | Brand Name 品牌名稱 | Model No. 產品型號 | Tower 1 第1座 | | | | | | | | | | | | | | Tower 2 第2座 | | | | | | | | | | | | | |
|---|-----------------------------|---------------------------------------|----------------|---|---|---|----------------------|---|---|---|-----------|---|---|---|-----------|---|----------------|---|---|---|----------------------|---|---|---|-----------|---|---|---|-----------|---|
| | | | G/F 地下 | | | | 1/F - 2/F 1樓 - 2樓 | | | | 3/F 3樓 | | | | 5/F 5樓 | | G/F 地下 | | | | 1/F - 2/F 1樓 - 2樓 | | | | 3/F 3樓 | | | | 5/F 5樓 | |
| | | | A | B | C | D | A | B | C | D | A | B | C | D | A | B | A | B | C | D | A | B | C | D | A | B | C | D | A | B |
| Fridge 雪櫃 | Gaggenau | RB280-304 | ✓ | ✓ | ✓ | ✓ | ✓ | ✓ | ✓ | ✓ | ✓ | ✓ | ✓ | ✓ | - | ✓ | ✓ | ✓ | ✓ | ✓ | ✓ | ✓ | ✓ | ✓ | ✓ | ✓ | ✓ | - | - | |
| | | RC472-304, RF411-304, RA460-013 | - | - | - | - | - | - | - | - | - | - | - | - | ✓ | ✓ | - | - | - | - | - | - | - | - | - | - | - | - | ✓ | ✓ |
| Wine cellar 酒櫃 | Gaggenau | RW404-261 | ✓ | ✓ | ✓ | ✓ | ✓ | ✓ | ✓ | ✓ | ✓ | ✓ | ✓ | ✓ | - | ✓ | ✓ | ✓ | ✓ | ✓ | ✓ | ✓ | ✓ | ✓ | ✓ | ✓ | ✓ | ✓ | ✓ | |
| | | RW466-364 | - | - | - | - | - | - | - | - | - | - | - | - | ✓ | - | - | - | - | - | - | - | - | - | - | - | - | - | - | |
| Built-in dishwasher 嵌入式洗碗碟機 | Gaggenau | DF210-100 | ✓ | ✓ | ✓ | ✓ | ✓ | ✓ | ✓ | ✓ | ✓ | ✓ | ✓ | ✓ | ✓ | ✓ | ✓ | ✓ | ✓ | ✓ | ✓ | ✓ | ✓ | ✓ | ✓ | ✓ | ✓ | ✓ | ✓ | |
| Full-Integrated washer dryer 洗衣乾衣機 | Gaggenau | WD200-140 | ✓ | ✓ | ✓ | ✓ | ✓ | ✓ | ✓ | ✓ | ✓ | ✓ | ✓ | - | - | ✓ | ✓ | ✓ | ✓ | ✓ | ✓ | ✓ | ✓ | ✓ | ✓ | ✓ | ✓ | - | - | |
| Washing machine 洗衣機 | Gaggenau | WM260-164 | - | - | - | - | - | - | - | - | - | - | - | ✓ | ✓ | - | - | - | - | - | - | - | - | - | - | - | ✓ | ✓ | | |
| Tumble dryer 乾衣機 | Gaggenau | WT260-110 | - | - | - | - | - | - | - | - | - | - | - | ✓ | ✓ | - | - | - | - | - | - | - | - | - | - | - | ✓ | ✓ | | |
| Accessory for washer and dryer 洗衣機及乾衣機疊放配件 | Gaggenau | WA027-400 | - | - | - | - | - | - | - | - | - | - | - | ✓ | - | - | - | - | - | - | - | - | - | - | - | - | - | ✓ | | |
| Connection strip for hobs 台面爐連接配件 | Gaggenau | VA420-010 | - | - | - | - | - | - | - | - | - | - | - | - | - | - | - | - | - | - | - | - | - | - | - | - | - | ✓ | | |
| Smart Pop Up socket 隱藏式自動升降電源插頭 | EuroPlus | BS-04A-WH | - | - | - | - | - | - | - | - | - | - | - | ✓ | - | - | - | - | - | - | - | - | - | - | - | - | ✓ | ✓ | | |
| Home wifi router 家用無線網絡路由器 | Legrand | NB6061-PR1KB | ✓ | ✓ | ✓ | ✓ | ✓ | ✓ | ✓ | ✓ | ✓ | ✓ | ✓ | ✓ | ✓ | ✓ | ✓ | ✓ | ✓ | ✓ | ✓ | ✓ | ✓ | ✓ | ✓ | ✓ | ✓ | ✓ | | |
| Instantaneous electric water heater 即熱式電熱水爐 | Stibel eltron 斯寶亞創 | DHB-E 18/21/24 LCD | ✓ | ✓ | ✓ | ✓ | ✓ | ✓ | ✓ | ✓ | ✓ | ✓ | ✓ | ✓ | ✓ | ✓ | ✓ | ✓ | ✓ | ✓ | ✓ | ✓ | ✓ | ✓ | ✓ | ✓ | ✓ | ✓ | | |
| | | DHC 6 EL | ✓ | - | ✓ | - | ✓ | - | - | - | ✓ | - | - | - | ✓ | ✓ | - | ✓ | - | ✓ | - | ✓ | - | - | - | ✓ | - | - | ✓ | |
| Gas water heater 煤氣熱水爐 | TGC | TSTW220TFQL | ✓ | ✓ | ✓ | ✓ | ✓ | ✓ | ✓ | ✓ | ✓ | ✓ | ✓ | ✓ | ✓ | ✓ | ✓ | ✓ | ✓ | ✓ | ✓ | ✓ | ✓ | ✓ | ✓ | ✓ | ✓ | ✓ | | |
| Thermo ventilator 浴室寶 | Mitsubishi Electric 三菱電機 | V-251BZ-HK | ✓ | ✓ | ✓ | ✓ | ✓ | ✓ | ✓ | ✓ | ✓ | ✓ | ✓ | ✓ | ✓ | ✓ | ✓ | ✓ | ✓ | ✓ | ✓ | ✓ | ✓ | ✓ | ✓ | ✓ | ✓ | ✓ | | |
| Towel warmer 暖毛巾架 | VOLA | T39EL/4/27 | ✓ | - | ✓ | - | ✓ | - | ✓ | - | ✓ | - | ✓ | - | - | - | ✓ | - | ✓ | - | ✓ | - | ✓ | - | ✓ | - | ✓ | - | | |
| | | T39EL/4-70 | - | - | - | - | - | - | - | - | - | - | - | - | ✓ | ✓ | - | - | - | - | - | - | - | - | - | - | - | ✓ | ✓ | |
| Outdoor burner 戶外燒烤爐 | Weber | Genesis II S-455 GBS Gas Grill | - | - | - | - | - | - | - | - | - | - | - | ✓ | ✓ | - | - | - | - | - | - | - | - | - | - | - | ✓ | ✓ | | |

Notes:

1. "✓" as shown in the above table denotes such appliances(s) is/are provided and/or installed in the residential unit.
2. The symbol "-" as shown in the above table denotes "not provided" or "not applicable".
3. The Vendor undertakes that if lifts or appliances of the specified brand name or model number are not installed in the Development, lifts or appliances of comparable quality will be installed.
4. Some appliances are installed in the outdoor area (garden / flat roof / roof if applicable).

備註:

1. 上表 "✓" 代表此設備於該住宅單位內提供及/或安裝。
2. 上表 "-" 代表不提供或不適用。
3. 賣方承諾如發展項目人沒有安裝指明的品牌或產品型號的升降機或設備，便會安裝品質相若的升降機或設備。
4. 部份設備安裝於室外位置 (花園 / 平台 / 天台如適用)。

Appliances Schedule
設備說明表

| Appliance 設備 | Brand Name 品牌名稱 | Model No. 產品型號 | Tower 3 第3座 | | | | | | | | | | Tower 6 第6座 | | | | | | | | | | |
|--|-----------------------------|---------------------------------------|----------------------|---|---|---|-----------|---|---|---|-----------|---|----------------------|---|---|---|-----------|---|---|---|-----------|---|---|
| | | | 1/F - 2/F 1樓 - 2樓 | | | | 3/F 3樓 | | | | 5/F 5樓 | | 1/F - 2/F 1樓 - 2樓 | | | | 3/F 3樓 | | | | 5/F 5樓 | | |
| | | | A | B | C | D | A | B | C | D | A | B | A | B | C | D | A | B | C | D | A | | |
| VRV air-conditioning (indoor unit) 可變冷媒流量冷氣機 (室內機) | Mitsubishi Electric 三菱電機 | PEFY-P32VMA-E | ✓ | ✓ | ✓ | ✓ | ✓ | ✓ | ✓ | ✓ | - | ✓ | - | ✓ | ✓ | - | - | ✓ | ✓ | - | - | | |
| | | PEFY-P40VMA-E | - | - | - | - | - | - | - | - | ✓ | - | ✓ | - | - | ✓ | ✓ | - | - | - | ✓ | ✓ | |
| | | PEFY-P25VMS-E | - | - | - | - | - | - | - | - | ✓ | ✓ | - | - | - | - | - | - | - | - | - | ✓ | |
| | | PEFY-P32VMS-E | ✓ | ✓ | ✓ | ✓ | ✓ | ✓ | ✓ | ✓ | - | - | - | ✓ | - | - | ✓ | ✓ | ✓ | ✓ | - | - | |
| | | PEFY-P40VMS-E | - | - | - | - | - | ✓ | - | ✓ | - | - | - | ✓ | - | - | ✓ | - | - | - | - | ✓ | |
| | | PEFY-P50VMS-E | - | - | - | - | - | - | - | - | ✓ | ✓ | - | - | ✓ | - | - | ✓ | ✓ | - | - | ✓ | |
| | | PKFY-P32VLM-E | ✓ | ✓ | ✓ | ✓ | ✓ | ✓ | ✓ | ✓ | ✓ | ✓ | ✓ | ✓ | ✓ | ✓ | ✓ | ✓ | - | ✓ | - | - | |
| | | PKFY-P40VLM-E | - | ✓ | - | ✓ | - | ✓ | - | ✓ | ✓ | ✓ | ✓ | ✓ | - | ✓ | ✓ | ✓ | - | ✓ | ✓ | ✓ | |
| | | PKFY-P50VLM-E | ✓ | - | ✓ | - | ✓ | - | ✓ | - | - | ✓ | - | ✓ | ✓ | ✓ | - | - | - | ✓ | - | - | |
| | | PMFY-P20VBM-E | ✓ | ✓ | ✓ | ✓ | ✓ | ✓ | ✓ | ✓ | ✓ | ✓ | ✓ | ✓ | ✓ | ✓ | ✓ | ✓ | ✓ | ✓ | ✓ | ✓ | |
| VRV air-conditioning (outdoor unit) 可變冷媒流量冷氣機 (室外機) | Mitsubishi Electric 三菱電機 | PUHY-P250YKD(-BS) | - | ✓ | - | ✓ | - | ✓ | - | ✓ | ✓ | ✓ | ✓ | ✓ | - | - | ✓ | ✓ | - | - | ✓ | ✓ | |
| | | PUHY-P300YKD(-BS) | - | - | ✓ | - | - | - | ✓ | - | ✓ | ✓ | - | - | - | ✓ | - | - | - | ✓ | ✓ | ✓ | |
| | | PUHY-P350YKD(-BS) | ✓ | - | - | - | ✓ | - | - | - | - | - | - | - | ✓ | - | - | - | - | ✓ | - | - | |
| Video door phone 視像對講機 | Legrand | 697111 | ✓ | ✓ | ✓ | ✓ | ✓ | ✓ | ✓ | ✓ | ✓ | ✓ | ✓ | ✓ | ✓ | ✓ | ✓ | ✓ | ✓ | ✓ | ✓ | ✓ | |
| Exhaust ventilation fan 抽氣扇 | Panasonic 樂聲 | FV-04NU1H | ✓ | ✓ | ✓ | ✓ | ✓ | ✓ | ✓ | ✓ | ✓ | ✓ | ✓ | ✓ | ✓ | ✓ | ✓ | ✓ | ✓ | ✓ | ✓ | ✓ | |
| | | FV-05NU1H | ✓ | ✓ | ✓ | ✓ | ✓ | ✓ | ✓ | ✓ | ✓ | ✓ | ✓ | ✓ | ✓ | ✓ | ✓ | ✓ | ✓ | ✓ | ✓ | ✓ | |
| Cooker hood 抽油煙機 | Gaggenau | AF210-192 | ✓ | ✓ | ✓ | ✓ | ✓ | ✓ | ✓ | ✓ | - | - | ✓ | ✓ | ✓ | ✓ | ✓ | ✓ | ✓ | ✓ | - | - | |
| | | AW442-120, AR400-143, AD442-012 | - | - | - | - | - | - | - | - | ✓ | ✓ | - | - | - | - | - | - | - | - | - | ✓ | |
| Gas cooktop 氣體煮食爐 | Gaggenau | VG231-320HK | ✓ | ✓ | ✓ | ✓ | ✓ | ✓ | ✓ | ✓ | - | - | ✓ | ✓ | ✓ | ✓ | ✓ | ✓ | ✓ | ✓ | - | - | |
| | | VG415-311SG | - | - | - | - | - | - | - | - | ✓ | ✓ | - | - | - | - | - | - | - | - | - | ✓ | |
| | | VG232-320HK | ✓ | ✓ | ✓ | ✓ | ✓ | ✓ | ✓ | ✓ | - | - | ✓ | ✓ | ✓ | ✓ | ✓ | ✓ | ✓ | ✓ | - | - | |
| | | VG425-311SG | - | - | - | - | - | - | - | - | ✓ | ✓ | - | - | - | - | - | - | - | - | - | ✓ | |
| Induction cooktop 電磁爐 | Gaggenau | VI232-120 | ✓ | - | ✓ | ✓ | ✓ | - | ✓ | ✓ | - | - | - | - | ✓ | ✓ | - | - | ✓ | ✓ | - | - | |
| Electric grill 電烤爐 | Gaggenau | VR414-111 | - | - | - | - | - | - | - | - | ✓ | ✓ | - | - | - | - | - | - | - | - | - | ✓ | |
| Steam oven 蒸爐 | Gaggenau | BSP220-111 | ✓ | ✓ | ✓ | - | ✓ | ✓ | ✓ | - | - | - | ✓ | ✓ | ✓ | ✓ | ✓ | ✓ | ✓ | ✓ | ✓ | ✓ | ✓ |
| | Gaggenau | BSP221-111 | - | - | - | ✓ | - | - | - | ✓ | ✓ | ✓ | - | - | - | - | - | - | - | - | - | - | - |
| Oven 焗爐 | Gaggenau | EB333-111 | ✓ | ✓ | ✓ | ✓ | ✓ | ✓ | ✓ | ✓ | ✓ | ✓ | ✓ | ✓ | ✓ | ✓ | ✓ | ✓ | ✓ | ✓ | ✓ | ✓ | ✓ |

Notes:

1. "✓" as shown in the above table denotes such appliances(s) is/are provided and/or installed in the residential unit.
2. The symbol "-" as shown in the above table denotes "not provided" or "not applicable".
3. The Vendor undertakes that if lifts or appliances of the specified brand name or model number are not installed in the Development, lifts or appliances of comparable quality will be installed.
4. Some appliances are installed in the outdoor area (garden / flat roof / roof if applicable).

備註:

1. 上表 "✓" 代表此設備於該住宅單位內提供及/或安裝。
2. 上表 "-" 代表不提供或不適用。
3. 賣方承諾如發展項目人沒有安裝指明的品牌或產品型號的升降機或設備，便會安裝品質相若的升降機或設備。
4. 部份設備安裝於室外位置(花園 / 平台 / 天台如適用)。

FITTINGS, FINISHES AND APPLIANCES

裝置、裝修物料及設備

Appliances Schedule 設備說明表

| Appliance 設備 | Brand Name 品牌名稱 | Model No. 產品型號 | Tower 3 第3座 | | | | | | | | | | Tower 6 第6座 | | | | | | | | |
|--|-----------------------------|---------------------------------------|----------------------|---|---|---|-----------|---|---|---|-----------|---|----------------------|---|---|---|-----------|---|---|---|-----------|
| | | | 1/F - 2/F 1樓 - 2樓 | | | | 3/F 3樓 | | | | 5/F 5樓 | | 1/F - 2/F 1樓 - 2樓 | | | | 3/F 3樓 | | | | 5/F 5樓 |
| | | | A | B | C | D | A | B | C | D | A | B | A | B | C | D | A | B | C | D | A |
| Fridge 雪櫃 | Gaggenau | RB280-304 | ✓ | ✓ | ✓ | ✓ | ✓ | ✓ | ✓ | ✓ | - | ✓ | ✓ | ✓ | ✓ | ✓ | ✓ | ✓ | ✓ | ✓ | - |
| | | RC472-304, RF411-304, RA460-013 | - | - | - | - | - | - | - | - | ✓ | ✓ | - | - | - | - | - | - | - | - | ✓ |
| Wine cellar 酒櫃 | Gaggenau | RW404-261 | ✓ | ✓ | ✓ | ✓ | ✓ | ✓ | ✓ | ✓ | ✓ | - | ✓ | ✓ | ✓ | ✓ | ✓ | ✓ | ✓ | ✓ | - |
| | | RW466-364 | - | - | - | - | - | - | - | - | - | ✓ | - | - | - | - | - | - | - | - | ✓ |
| Built-in dishwasher 嵌入式洗碗碟機 | Gaggenau | DF210-100 | ✓ | ✓ | ✓ | ✓ | ✓ | ✓ | ✓ | ✓ | ✓ | ✓ | ✓ | - | ✓ | ✓ | ✓ | - | ✓ | ✓ | ✓ |
| Full-Integrated washer-dryer 洗衣乾衣機 | Gaggenau | WD200-140 | ✓ | ✓ | ✓ | ✓ | ✓ | ✓ | ✓ | ✓ | - | - | ✓ | ✓ | ✓ | ✓ | ✓ | ✓ | ✓ | ✓ | - |
| Washing machine 洗衣機 | Gaggenau | WM260-164 | - | - | - | - | - | - | - | - | ✓ | ✓ | - | - | - | - | - | - | - | - | ✓ |
| Tumble dryer 乾衣機 | Gaggenau | WT260-110 | - | - | - | - | - | - | - | - | ✓ | ✓ | - | - | - | - | - | - | - | - | ✓ |
| Accessory for washer and dryer 洗衣機及乾衣機疊放配件 | Gaggenau | WA027-400 | - | - | - | - | - | - | - | - | ✓ | - | - | - | - | - | - | - | - | - | - |
| Connection strip for hobs 台面爐連接配件 | Gaggenau | VA420-010 | - | - | - | - | - | - | - | - | - | - | - | - | - | - | - | - | - | - | - |
| Smart Pop Up socket 隱藏式自動升降電源插頭 | EuroPlus | BS-04A-WH | - | - | - | - | - | - | - | - | ✓ | - | - | - | - | - | - | - | - | - | ✓ |
| Home wifi router 家用無線網絡路由器 | Legrand | NB6061-PR1KB | ✓ | ✓ | ✓ | ✓ | ✓ | ✓ | ✓ | ✓ | ✓ | ✓ | ✓ | ✓ | ✓ | ✓ | ✓ | ✓ | ✓ | ✓ | ✓ |
| Instantaneous electric water heater 即熱式電熱水爐 | Stibel eltron 斯寶亞創 | DHB-E 18/21/24 LCD | ✓ | ✓ | ✓ | ✓ | ✓ | ✓ | ✓ | ✓ | ✓ | ✓ | ✓ | ✓ | ✓ | ✓ | ✓ | ✓ | ✓ | ✓ | ✓ |
| | | DHC 6 EL | ✓ | - | - | - | ✓ | - | - | - | ✓ | ✓ | - | ✓ | ✓ | - | - | ✓ | ✓ | - | ✓ |
| Gas water heater 煤氣熱水爐 | TGC | TSTW220TFQL | ✓ | ✓ | ✓ | ✓ | ✓ | ✓ | ✓ | ✓ | ✓ | ✓ | ✓ | - | - | ✓ | ✓ | - | - | ✓ | ✓ |
| Thermo ventilator 浴室寶 | Mitsubishi Electric 三菱電機 | V-251BZ-HK | ✓ | ✓ | ✓ | ✓ | ✓ | ✓ | ✓ | ✓ | ✓ | ✓ | ✓ | ✓ | ✓ | ✓ | ✓ | ✓ | ✓ | ✓ | ✓ |
| Towel warmer 暖毛巾架 | VOLA | T39EL/4/27 | ✓ | - | ✓ | - | ✓ | - | ✓ | - | - | - | - | - | ✓ | - | - | - | ✓ | - | - |
| | | T39EL/4-70 | - | - | - | - | - | - | - | - | ✓ | ✓ | - | - | - | - | - | - | - | - | ✓ |
| Outdoor burner 戶外燒烤爐 | Weber | Genesis II S-455 GBS Gas Grill | - | - | - | - | - | - | - | - | ✓ | ✓ | - | - | - | - | - | - | - | - | ✓ |

Notes:

1. "✓" as shown in the above table denotes such appliances(s) is/are provided and/or installed in the residential unit.
2. The symbol "-" as shown in the above table denotes "not provided" or "not applicable".
3. The Vendor undertakes that if lifts or appliances of the specified brand name or model number are not installed in the Development, lifts or appliances of comparable quality will be installed.
4. Some appliances are installed in the outdoor area (garden / flat roof / roof if applicable).

備註:

1. 上表 "✓" 代表此設備於該住宅單位內提供及/或安裝。
2. 上表 "-" 代表不提供或不適用。
3. 賣方承諾如發展項目人沒有安裝指明的品牌或產品型號的升降機或設備，便會安裝品質相若的升降機或設備。
4. 部份設備安裝於室外位置 (花園 / 平台 / 天台如適用)。

Appliances Schedule
設備說明表

| Appliance 設備 | Brand Name 品牌名稱 | Model No. 產品型號 | Tower 7 第7座 | | | | | | | | | | | | | | Tower 8 第8座 | | | | | | | | | | | | | |
|--|-----------------------------|---------------------------------------|----------------|---|---|---|----------------------|---|---|---|-----------|---|---|---|-----------|---|----------------|---|---|---|----------------------|---|---|---|-----------|---|---|---|-----------|---|
| | | | G/F 地下 | | | | 1/F - 2/F 1樓 - 2樓 | | | | 3/F 3樓 | | | | 5/F 5樓 | | G/F 地下 | | | | 1/F - 2/F 1樓 - 2樓 | | | | 3/F 3樓 | | | | 5/F 5樓 | |
| | | | A | B | C | D | A | B | C | D | A | B | C | D | A | B | A | B | C | D | A | B | C | D | A | B | C | D | A | B |
| VRV air-conditioning (indoor unit) 可變冷媒流量冷氣機 (室內機) | Mitsubishi Electric 三菱電機 | PEFY-P32VMA-E | ✓ | - | - | ✓ | ✓ | - | - | ✓ | ✓ | - | - | ✓ | - | - | ✓ | ✓ | ✓ | ✓ | ✓ | ✓ | ✓ | ✓ | ✓ | ✓ | ✓ | ✓ | ✓ | - |
| | | PEFY-P40VMA-E | - | ✓ | ✓ | - | - | ✓ | ✓ | - | - | ✓ | ✓ | - | ✓ | ✓ | - | - | - | - | - | - | - | - | - | - | - | - | - | ✓ |
| | | PEFY-P25VMS-E | - | - | - | - | - | - | - | - | - | - | - | - | - | - | - | - | - | - | - | - | - | - | - | - | - | - | ✓ | ✓ |
| | | PEFY-P32VMS-E | - | - | - | ✓ | - | - | - | ✓ | ✓ | ✓ | ✓ | ✓ | - | - | ✓ | ✓ | ✓ | ✓ | ✓ | ✓ | ✓ | ✓ | ✓ | ✓ | ✓ | ✓ | - | - |
| | | PEFY-P40VMS-E | - | - | - | ✓ | - | - | - | ✓ | - | - | ✓ | ✓ | - | ✓ | - | - | - | - | - | - | - | - | ✓ | - | ✓ | - | - | - |
| | | PEFY-P50VMS-E | ✓ | - | - | - | ✓ | - | - | - | ✓ | - | - | ✓ | ✓ | ✓ | - | - | - | - | - | - | - | - | - | - | - | ✓ | ✓ | - |
| | | PKFY-P32VLM-E | ✓ | ✓ | ✓ | ✓ | ✓ | ✓ | ✓ | ✓ | - | ✓ | ✓ | ✓ | - | - | ✓ | ✓ | ✓ | ✓ | ✓ | ✓ | ✓ | ✓ | - | ✓ | ✓ | ✓ | ✓ | ✓ |
| | | PKFY-P40VLM-E | - | ✓ | ✓ | ✓ | - | ✓ | ✓ | ✓ | - | ✓ | ✓ | ✓ | ✓ | ✓ | ✓ | - | ✓ | - | ✓ | - | ✓ | - | - | - | ✓ | - | ✓ | ✓ |
| | | PKFY-P50VLM-E | ✓ | ✓ | - | ✓ | ✓ | ✓ | - | ✓ | ✓ | ✓ | - | - | - | - | - | ✓ | ✓ | ✓ | - | ✓ | ✓ | ✓ | ✓ | ✓ | - | ✓ | ✓ | - |
| | | PMFY-P20VBM-E | ✓ | ✓ | ✓ | ✓ | ✓ | ✓ | ✓ | ✓ | ✓ | ✓ | ✓ | ✓ | ✓ | ✓ | ✓ | ✓ | ✓ | ✓ | ✓ | ✓ | ✓ | ✓ | ✓ | ✓ | ✓ | ✓ | ✓ | ✓ |
| VRV air-conditioning (outdoor unit) 可變冷媒流量冷氣機 (室外機) | Mitsubishi Electric 三菱電機 | PUHY-P250YKD(-BS) | - | - | ✓ | ✓ | - | - | ✓ | ✓ | - | - | ✓ | ✓ | ✓ | ✓ | ✓ | - | ✓ | - | ✓ | - | ✓ | - | ✓ | - | ✓ | - | ✓ | ✓ |
| | | PUHY-P300YKD(-BS) | - | ✓ | - | - | - | ✓ | - | - | - | ✓ | - | - | ✓ | ✓ | - | ✓ | - | - | - | ✓ | - | - | - | ✓ | - | - | ✓ | ✓ |
| | | PUHY-P350YKD(-BS) | ✓ | - | - | - | ✓ | - | - | - | ✓ | - | - | - | - | - | - | - | - | ✓ | - | - | - | ✓ | - | - | - | ✓ | - | - |
| Video door phone 視像對講機 | Legrand | 697111 | ✓ | ✓ | ✓ | ✓ | ✓ | ✓ | ✓ | ✓ | ✓ | ✓ | ✓ | ✓ | ✓ | ✓ | ✓ | ✓ | ✓ | ✓ | ✓ | ✓ | ✓ | ✓ | ✓ | ✓ | ✓ | ✓ | ✓ | |
| Exhaust ventilation fan 抽氣扇 | Panasonic 樂聲 | FV-04NU1H | ✓ | ✓ | ✓ | ✓ | ✓ | ✓ | ✓ | ✓ | ✓ | ✓ | ✓ | ✓ | ✓ | ✓ | ✓ | ✓ | ✓ | ✓ | ✓ | ✓ | ✓ | ✓ | ✓ | ✓ | ✓ | ✓ | ✓ | |
| | | FV-05NU1H | ✓ | ✓ | ✓ | ✓ | ✓ | ✓ | ✓ | ✓ | ✓ | ✓ | ✓ | ✓ | ✓ | ✓ | ✓ | ✓ | ✓ | ✓ | ✓ | ✓ | ✓ | ✓ | ✓ | ✓ | ✓ | ✓ | ✓ | |
| Cooker hood 抽油煙機 | Gaggenau | AF210-192 | ✓ | ✓ | ✓ | ✓ | ✓ | ✓ | ✓ | ✓ | ✓ | ✓ | ✓ | ✓ | - | - | ✓ | ✓ | ✓ | ✓ | ✓ | ✓ | ✓ | ✓ | ✓ | ✓ | ✓ | ✓ | - | - |
| | | AW442-120, AR400-143, AD442-012 | - | - | - | - | - | - | - | - | - | - | - | - | ✓ | ✓ | - | - | - | - | - | - | - | - | - | - | - | - | ✓ | ✓ |
| Gas cooktop 氣體煮食爐 | Gaggenau | VG231-320HK | ✓ | ✓ | ✓ | ✓ | ✓ | ✓ | ✓ | ✓ | ✓ | ✓ | ✓ | ✓ | - | - | ✓ | ✓ | ✓ | ✓ | ✓ | ✓ | ✓ | ✓ | ✓ | ✓ | ✓ | ✓ | - | - |
| | | VG415-311SG | - | - | - | - | - | - | - | - | - | - | - | - | ✓ | ✓ | - | - | - | - | - | - | - | - | - | - | - | - | ✓ | ✓ |
| | | VG232-320HK | ✓ | ✓ | ✓ | ✓ | ✓ | ✓ | ✓ | ✓ | ✓ | ✓ | ✓ | ✓ | - | - | ✓ | ✓ | ✓ | ✓ | ✓ | ✓ | ✓ | ✓ | ✓ | ✓ | ✓ | ✓ | - | - |
| | | VG425-311SG | - | - | - | - | - | - | - | - | - | - | - | - | ✓ | ✓ | - | - | - | - | - | - | - | - | - | - | - | - | ✓ | ✓ |
| Induction cooktop 電磁爐 | Gaggenau | VI232-120 | ✓ | ✓ | - | - | ✓ | ✓ | - | - | ✓ | ✓ | - | - | - | - | - | ✓ | - | ✓ | - | ✓ | - | ✓ | - | ✓ | - | - | | |
| Electric grill 電烤爐 | Gaggenau | VR414-111 | - | - | - | - | - | - | - | - | - | - | - | ✓ | ✓ | - | - | - | - | - | - | - | - | - | - | - | - | ✓ | ✓ | |
| Steam oven 蒸爐 | Gaggenau | BSP220-111 | - | ✓ | ✓ | ✓ | - | ✓ | ✓ | ✓ | - | ✓ | ✓ | ✓ | ✓ | ✓ | ✓ | - | - | - | ✓ | - | - | - | ✓ | - | - | - | ✓ | ✓ |
| | Gaggenau | BSP221-111 | ✓ | - | - | - | ✓ | - | - | - | ✓ | - | - | - | - | - | - | ✓ | ✓ | ✓ | - | ✓ | ✓ | ✓ | - | ✓ | ✓ | ✓ | - | - |
| Oven 焗爐 | Gaggenau | EB333-111 | ✓ | ✓ | ✓ | ✓ | ✓ | ✓ | ✓ | ✓ | ✓ | ✓ | ✓ | ✓ | ✓ | ✓ | ✓ | ✓ | ✓ | ✓ | ✓ | ✓ | ✓ | ✓ | ✓ | ✓ | ✓ | ✓ | ✓ | |

Notes:

1. "✓" as shown in the above table denotes such appliances(s) is/are provided and/or installed in the residential unit.
2. The symbol "-" as shown in the above table denotes "not provided" or "not applicable".
3. The Vendor undertakes that if lifts or appliances of the specified brand name or model number are not installed in the Development, lifts or appliances of comparable quality will be installed.
4. Some appliances are installed in the outdoor area (garden / flat roof / roof if applicable).

備註:

1. 上表 "✓" 代表此設備於該住宅單位內提供及/或安裝。
2. 上表 "-" 代表不提供或不適用。
3. 賣方承諾如發展項目人沒有安裝指明的品牌或產品型號的升降機或設備，便會安裝品質相若的升降機或設備。
4. 部份設備安裝於室外位置 (花園 / 平台 / 天台如適用)。

FITTINGS, FINISHES AND APPLIANCES
裝置、裝修物料及設備

Appliances Schedule
設備說明表

| Appliance 設備 | Brand Name 品牌名稱 | Model No. 產品型號 | Tower 7 第7座 | | | | | | | | | | | | | | Tower 8 第8座 | | | | | | | | | | | | | |
|---|-----------------------------|---------------------------------------|----------------|---|---|---|----------------------|---|---|---|-----------|---|---|---|-----------|---|----------------|---|---|---|----------------------|---|---|---|-----------|---|---|---|-----------|---|
| | | | G/F 地下 | | | | 1/F - 2/F 1樓 - 2樓 | | | | 3/F 3樓 | | | | 5/F 5樓 | | G/F 地下 | | | | 1/F - 2/F 1樓 - 2樓 | | | | 3/F 3樓 | | | | 5/F 5樓 | |
| | | | A | B | C | D | A | B | C | D | A | B | C | D | A | B | A | B | C | D | A | B | C | D | A | B | C | D | A | B |
| Fridge 雪櫃 | Gaggenau | RB280-304 | ✓ | ✓ | ✓ | ✓ | ✓ | ✓ | ✓ | ✓ | ✓ | ✓ | ✓ | ✓ | - | - | ✓ | ✓ | ✓ | ✓ | ✓ | ✓ | ✓ | ✓ | ✓ | ✓ | ✓ | - | - | |
| | | RC472-304, RF411-304, RA460-013 | - | - | - | - | - | - | - | - | - | - | - | - | ✓ | ✓ | - | - | - | - | - | - | - | - | - | - | - | - | ✓ | ✓ |
| | | RC200-300 | - | - | - | - | - | - | - | - | - | - | - | - | - | - | - | - | - | - | - | - | - | - | - | - | - | - | ✓ | - |
| Wine cellar 酒櫃 | Gaggenau | RW404-261 | ✓ | ✓ | ✓ | ✓ | ✓ | ✓ | ✓ | ✓ | ✓ | ✓ | ✓ | ✓ | - | ✓ | ✓ | ✓ | ✓ | ✓ | ✓ | ✓ | ✓ | ✓ | ✓ | ✓ | ✓ | ✓ | ✓ | |
| | | RW466-364 | - | - | - | - | - | - | - | - | - | - | - | - | - | ✓ | - | - | - | - | - | - | - | - | - | - | - | - | - | |
| Built-in dishwasher 嵌入式洗碗碟機 | Gaggenau | DF210-100 | ✓ | ✓ | ✓ | - | ✓ | ✓ | ✓ | - | ✓ | ✓ | ✓ | - | ✓ | ✓ | ✓ | ✓ | ✓ | ✓ | ✓ | ✓ | ✓ | ✓ | ✓ | ✓ | ✓ | ✓ | ✓ | |
| Full-Integrated washer dryer 洗衣乾衣機 | Gaggenau | WD200-140 | ✓ | ✓ | ✓ | ✓ | ✓ | ✓ | ✓ | ✓ | ✓ | ✓ | ✓ | - | - | ✓ | ✓ | ✓ | ✓ | ✓ | ✓ | ✓ | ✓ | ✓ | ✓ | ✓ | ✓ | - | - | |
| Washing machine 洗衣機 | Gaggenau | WM260-164 | - | - | - | - | - | - | - | - | - | - | - | ✓ | ✓ | - | - | - | - | - | - | - | - | - | - | - | - | ✓ | ✓ | |
| Tumble dryer 乾衣機 | Gaggenau | WT260-110 | - | - | - | - | - | - | - | - | - | - | - | ✓ | ✓ | - | - | - | - | - | - | - | - | - | - | - | - | ✓ | ✓ | |
| Accessory for washer and dryer 洗衣機及乾衣機疊放配件 | Gaggenau | WA027-400 | - | - | - | - | - | - | - | - | - | - | - | - | - | - | - | - | - | - | - | - | - | - | - | - | - | ✓ | - | |
| Connection strip for hobs 台面爐連接配件 | Gaggenau | VA420-010 | - | - | - | - | - | - | - | - | - | - | - | - | - | - | - | - | - | - | - | - | - | - | - | - | - | - | - | |
| Smart Pop Up socket 隱藏式自動升降電源插頭 | EuroPlus | BS-04A-WH | - | - | - | - | - | - | - | - | - | - | - | ✓ | ✓ | - | - | - | - | - | - | - | - | - | - | - | - | ✓ | ✓ | |
| Home wifi router 家用無線網絡路由器 | Legrand | NB6061-PR1KB | ✓ | ✓ | ✓ | ✓ | ✓ | ✓ | ✓ | ✓ | ✓ | ✓ | ✓ | ✓ | ✓ | ✓ | ✓ | ✓ | ✓ | ✓ | ✓ | ✓ | ✓ | ✓ | ✓ | ✓ | ✓ | ✓ | ✓ | |
| Instantaneous electric water heater 即熱式電熱水爐 | Stibel eltron 斯寶亞創 | DHB-E 18/21/24 LCD | ✓ | ✓ | ✓ | ✓ | ✓ | ✓ | ✓ | ✓ | ✓ | ✓ | ✓ | ✓ | ✓ | ✓ | ✓ | ✓ | ✓ | ✓ | ✓ | ✓ | ✓ | ✓ | ✓ | ✓ | ✓ | ✓ | ✓ | |
| | | DHC 6 EL | ✓ | ✓ | ✓ | ✓ | ✓ | - | - | ✓ | ✓ | - | - | ✓ | ✓ | ✓ | ✓ | ✓ | - | ✓ | ✓ | - | - | ✓ | ✓ | - | - | ✓ | ✓ | ✓ |
| Gas water heater 煤氣熱水爐 | TGC | TSTW220TFQL | - | ✓ | ✓ | - | - | ✓ | ✓ | - | - | ✓ | ✓ | - | - | ✓ | - | ✓ | ✓ | ✓ | - | ✓ | ✓ | ✓ | - | ✓ | ✓ | ✓ | ✓ | |
| Thermo ventilator 浴室寶 | Mitsubishi Electric 三菱電機 | V-251BZ-HK | ✓ | ✓ | ✓ | ✓ | ✓ | ✓ | ✓ | ✓ | ✓ | ✓ | ✓ | ✓ | ✓ | ✓ | ✓ | ✓ | ✓ | ✓ | ✓ | ✓ | ✓ | ✓ | ✓ | ✓ | ✓ | ✓ | ✓ | |
| Towel warmer 暖毛巾架 | VOLA | T39EL/4/27 | ✓ | - | - | - | ✓ | - | - | - | ✓ | - | - | - | - | - | - | ✓ | - | ✓ | - | ✓ | - | ✓ | - | ✓ | - | - | | |
| | | T39EL/4-70 | - | - | - | - | - | - | - | - | - | - | - | - | ✓ | ✓ | - | - | - | - | - | - | - | - | - | - | - | - | ✓ | ✓ |
| Outdoor burner 戶外燒烤爐 | Weber | Genesis II S-455 GBS Gas Grill | - | - | - | - | - | - | - | - | - | - | - | ✓ | ✓ | - | - | - | - | - | - | - | - | - | - | - | - | ✓ | ✓ | |

Notes:

1. “✓” as shown in the above table denotes such appliances(s) is/are provided and/or installed in the residential unit.
2. The symbol “-” as shown in the above table denotes “not provided” or “not applicable”.
3. The Vendor undertakes that if lifts or appliances of the specified brand name or model number are not installed in the Development, lifts or appliances of comparable quality will be installed.
4. Some appliances are installed in the outdoor area (garden / flat roof / roof if applicable).

備註:

1. 上表 “✓” 代表此設備於該住宅單位內提供及/ 或安裝。
2. 上表 “-” 代表不提供或不適用。
3. 賣方承諾如發展項目人沒有安裝指明的品牌或產品型號的升降機或設備，便會安裝品質相若的升降機或設備。
4. 部份設備安裝於室外位置 (花園 / 平台 / 天台如適用)。

Appliances Schedule
設備說明表

| Appliance 設備 | Brand Name 品牌名稱 | Model No. 產品型號 | Tower 9 第9座 | | | | | | | | | | | | Tower 10 第10座 | | | | | | | | | | | | | | | | |
|--|-----------------------------|---------------------------------------|----------------|---|---|---|----------------------|---|---|---|-----------|---|---|---|------------------|---|-----------|---|---|---|----------------------|---|---|---|-----------|---|---|---|-----------|---|---|
| | | | G/F 地下 | | | | 1/F - 2/F 1樓 - 2樓 | | | | 3/F 3樓 | | | | 5/F 5樓 | | G/F 地下 | | | | 1/F - 2/F 1樓 - 2樓 | | | | 3/F 3樓 | | | | 5/F 5樓 | | |
| | | | A | B | C | D | A | B | C | D | A | B | C | D | A | B | A | B | C | D | A | B | C | D | A | B | C | D | A | B | |
| VRV air-conditioning (indoor unit) 可變冷媒流量冷氣機 (室內機) | Mitsubishi Electric 三菱電機 | PEFY-P32VMA-E | ✓ | ✓ | ✓ | ✓ | ✓ | ✓ | ✓ | ✓ | ✓ | ✓ | ✓ | ✓ | ✓ | - | ✓ | ✓ | ✓ | ✓ | ✓ | ✓ | ✓ | ✓ | ✓ | ✓ | ✓ | ✓ | - | ✓ | |
| | | PEFY-P40VMA-E | - | - | - | - | - | - | - | - | - | - | - | - | - | ✓ | - | - | - | - | - | - | - | - | - | - | - | - | - | ✓ | - |
| | | PEFY-P25VMS-E | - | - | - | - | - | - | - | - | - | - | - | - | ✓ | ✓ | - | - | - | - | - | - | - | - | - | - | - | - | ✓ | ✓ | |
| | | PEFY-P32VMS-E | ✓ | ✓ | ✓ | ✓ | ✓ | ✓ | ✓ | ✓ | ✓ | ✓ | ✓ | ✓ | - | - | ✓ | ✓ | ✓ | ✓ | ✓ | ✓ | ✓ | ✓ | ✓ | ✓ | ✓ | ✓ | - | - | |
| | | PEFY-P40VMS-E | - | - | - | - | - | - | - | - | - | ✓ | - | ✓ | - | - | - | - | - | - | - | - | - | - | - | - | ✓ | - | - | - | |
| | | PEFY-P50VMS-E | - | - | - | - | - | - | - | - | - | - | - | - | ✓ | ✓ | - | - | - | - | - | - | - | - | ✓ | ✓ | - | - | ✓ | ✓ | |
| | | PKFY-P32VLM-E | ✓ | ✓ | ✓ | ✓ | ✓ | ✓ | ✓ | ✓ | ✓ | ✓ | ✓ | ✓ | ✓ | ✓ | ✓ | ✓ | ✓ | ✓ | ✓ | ✓ | ✓ | ✓ | ✓ | ✓ | ✓ | ✓ | ✓ | ✓ | ✓ |
| | | PKFY-P40VLM-E | - | ✓ | - | - | - | ✓ | - | - | - | ✓ | - | ✓ | ✓ | ✓ | ✓ | ✓ | - | ✓ | - | ✓ | - | ✓ | - | ✓ | - | ✓ | - | ✓ | ✓ |
| | | PKFY-P50VLM-E | ✓ | - | ✓ | ✓ | ✓ | - | ✓ | ✓ | ✓ | - | ✓ | - | ✓ | - | ✓ | ✓ | - | ✓ | ✓ | - | ✓ | - | ✓ | - | ✓ | - | ✓ | - | ✓ |
| | | PMFY-P20VBM-E | ✓ | ✓ | ✓ | ✓ | ✓ | ✓ | ✓ | ✓ | ✓ | ✓ | ✓ | ✓ | ✓ | ✓ | ✓ | ✓ | ✓ | ✓ | ✓ | ✓ | ✓ | ✓ | ✓ | ✓ | ✓ | ✓ | ✓ | ✓ | ✓ |
| VRV air-conditioning (outdoor unit) 可變冷媒流量冷氣機 (室外機) | Mitsubishi Electric 三菱電機 | PUHY-P250YKD(-BS) | - | ✓ | - | ✓ | - | ✓ | - | ✓ | - | ✓ | - | ✓ | ✓ | ✓ | ✓ | - | ✓ | - | ✓ | - | ✓ | - | ✓ | - | ✓ | ✓ | ✓ | | |
| | | PUHY-P300YKD(-BS) | ✓ | - | - | - | ✓ | - | - | - | ✓ | - | - | - | ✓ | ✓ | - | - | - | ✓ | - | - | - | ✓ | - | - | - | ✓ | ✓ | ✓ | |
| | | PUHY-P350YKD(-BS) | - | - | ✓ | - | - | - | ✓ | - | - | - | ✓ | - | - | - | - | ✓ | - | - | - | ✓ | - | - | - | ✓ | - | - | - | - | |
| Video door phone 視像對講機 | Legrand | 697111 | ✓ | ✓ | ✓ | ✓ | ✓ | ✓ | ✓ | ✓ | ✓ | ✓ | ✓ | ✓ | ✓ | ✓ | ✓ | ✓ | ✓ | ✓ | ✓ | ✓ | ✓ | ✓ | ✓ | ✓ | ✓ | ✓ | ✓ | | |
| Exhaust ventilation fan 抽氣扇 | Panasonic 樂聲 | FV-04NU1H | ✓ | ✓ | ✓ | ✓ | ✓ | ✓ | ✓ | ✓ | ✓ | ✓ | ✓ | ✓ | ✓ | ✓ | ✓ | ✓ | ✓ | ✓ | ✓ | ✓ | ✓ | ✓ | ✓ | ✓ | ✓ | ✓ | ✓ | | |
| | | FV-05NU1H | ✓ | ✓ | ✓ | ✓ | ✓ | ✓ | ✓ | ✓ | ✓ | ✓ | ✓ | ✓ | ✓ | ✓ | ✓ | ✓ | ✓ | ✓ | ✓ | ✓ | ✓ | ✓ | ✓ | ✓ | ✓ | ✓ | ✓ | ✓ | |
| Cooker hood 抽油煙機 | Gaggenau | AF210-192 | ✓ | ✓ | ✓ | ✓ | ✓ | ✓ | ✓ | ✓ | ✓ | ✓ | ✓ | - | - | ✓ | ✓ | ✓ | ✓ | ✓ | ✓ | ✓ | ✓ | ✓ | ✓ | ✓ | ✓ | - | - | | |
| | | AW442-120, AR400-143, AD442-012 | - | - | - | - | - | - | - | - | - | - | - | - | ✓ | ✓ | - | - | - | - | - | - | - | - | - | - | - | ✓ | ✓ | | |
| Gas cooktop 氣體煮食爐 | Gaggenau | VG231-320HK | ✓ | ✓ | ✓ | ✓ | ✓ | ✓ | ✓ | ✓ | ✓ | ✓ | ✓ | - | - | ✓ | ✓ | ✓ | ✓ | ✓ | ✓ | ✓ | ✓ | ✓ | ✓ | ✓ | ✓ | - | - | | |
| | | VG415-311SG | - | - | - | - | - | - | - | - | - | - | - | - | ✓ | ✓ | - | - | - | - | - | - | - | - | - | - | - | ✓ | ✓ | | |
| | | VG232-320HK | ✓ | ✓ | ✓ | ✓ | ✓ | ✓ | ✓ | ✓ | ✓ | ✓ | ✓ | ✓ | - | - | ✓ | ✓ | ✓ | ✓ | ✓ | ✓ | ✓ | ✓ | ✓ | ✓ | ✓ | - | - | | |
| | | VG425-311SG | - | - | - | - | - | - | - | - | - | - | - | - | ✓ | ✓ | - | - | - | - | - | - | - | - | - | - | - | - | ✓ | ✓ | |
| Induction cooktop 電磁爐 | Gaggenau | VI232-120 | ✓ | ✓ | ✓ | - | ✓ | ✓ | ✓ | - | ✓ | ✓ | ✓ | - | - | - | ✓ | ✓ | ✓ | - | ✓ | ✓ | ✓ | - | ✓ | ✓ | ✓ | - | - | | |
| Electric grill 電烤爐 | Gaggenau | VR414-111 | - | - | - | - | - | - | - | - | - | - | ✓ | ✓ | - | - | - | - | - | - | - | - | - | - | - | - | ✓ | ✓ | | | |
| Steam oven 蒸爐 | Gaggenau | BSP220-111 | ✓ | - | ✓ | ✓ | ✓ | - | ✓ | ✓ | ✓ | - | ✓ | ✓ | - | - | - | - | ✓ | - | - | - | ✓ | - | - | ✓ | - | ✓ | ✓ | | |
| | Gaggenau | BSP221-111 | - | ✓ | - | - | - | ✓ | - | - | - | - | ✓ | ✓ | ✓ | ✓ | ✓ | - | ✓ | ✓ | ✓ | - | ✓ | ✓ | ✓ | - | ✓ | - | - | | |
| Oven 焗爐 | Gaggenau | EB333-111 | ✓ | ✓ | ✓ | ✓ | ✓ | ✓ | ✓ | ✓ | ✓ | ✓ | ✓ | ✓ | ✓ | ✓ | ✓ | ✓ | ✓ | ✓ | ✓ | ✓ | ✓ | ✓ | ✓ | ✓ | ✓ | ✓ | ✓ | | |

Notes:

1. "✓" as shown in the above table denotes such appliances(s) is/are provided and/or installed in the residential unit.
2. The symbol "-" as shown in the above table denotes "not provided" or "not applicable".
3. The Vendor undertakes that if lifts or appliances of the specified brand name or model number are not installed in the Development, lifts or appliances of comparable quality will be installed.
4. Some appliances are installed in the outdoor area (garden / flat roof / roof if applicable).

備註:

1. 上表 "✓" 代表此設備於該住宅單位內提供及/或安裝。
2. 上表 "-" 代表不提供或不適用。
3. 賣方承諾如發展項目人沒有安裝指明的品牌或產品型號的升降機或設備，便會安裝品質相若的升降機或設備。
4. 部份設備安裝於室外位置 (花園 / 平台 / 天台如適用)。

FITTINGS, FINISHES AND APPLIANCES
裝置、裝修物料及設備

Appliances Schedule
設備說明表

| Appliance 設備 | Brand Name 品牌名稱 | Model No. 產品型號 | Tower 9 第9座 | | | | | | | | | | | | | | Tower 10 第10座 | | | | | | | | | | | | | | | |
|---|-----------------------------|---------------------------------------|----------------|---|---|---|----------------------|---|---|---|-----------|---|---|---|-----------|---|------------------|---|---|---|----------------------|---|---|---|-----------|---|---|---|-----------|---|---|---|
| | | | G/F 地下 | | | | 1/F - 2/F 1樓 - 2樓 | | | | 3/F 3樓 | | | | 5/F 5樓 | | G/F 地下 | | | | 1/F - 2/F 1樓 - 2樓 | | | | 3/F 3樓 | | | | 5/F 5樓 | | | |
| | | | A | B | C | D | A | B | C | D | A | B | C | D | A | B | A | B | C | D | A | B | C | D | A | B | C | D | A | B | | |
| Fridge 雪櫃 | Gaggenau | RB280-304 | ✓ | ✓ | ✓ | ✓ | ✓ | ✓ | ✓ | ✓ | ✓ | ✓ | ✓ | ✓ | ✓ | - | ✓ | ✓ | ✓ | ✓ | ✓ | ✓ | ✓ | ✓ | ✓ | - | - | ✓ | ✓ | - | ✓ | |
| | | RB280-303 | - | - | - | - | - | - | - | - | - | - | - | - | - | - | - | - | - | - | - | - | - | - | - | - | ✓ | ✓ | - | - | - | - |
| | | RC472-304, RF411-304, RA460-013 | - | - | - | - | - | - | - | - | - | - | - | - | ✓ | ✓ | - | - | - | - | - | - | - | - | - | - | - | - | - | - | ✓ | ✓ |
| Wine cellar 酒櫃 | Gaggenau | RW404-261 | ✓ | ✓ | ✓ | ✓ | ✓ | ✓ | ✓ | ✓ | ✓ | ✓ | ✓ | - | ✓ | ✓ | ✓ | ✓ | ✓ | ✓ | ✓ | ✓ | ✓ | ✓ | ✓ | ✓ | ✓ | ✓ | ✓ | ✓ | - | |
| | | RW466-364 | - | - | - | - | - | - | - | - | - | - | - | - | ✓ | - | - | - | - | - | - | - | - | - | - | - | - | - | - | - | - | ✓ |
| Built-in dishwasher 嵌入式洗碗碟機 | Gaggenau | DF210-100 | ✓ | ✓ | ✓ | ✓ | ✓ | ✓ | ✓ | ✓ | ✓ | ✓ | ✓ | ✓ | ✓ | ✓ | ✓ | ✓ | ✓ | ✓ | ✓ | ✓ | ✓ | ✓ | ✓ | ✓ | ✓ | ✓ | ✓ | ✓ | ✓ | |
| Full-Integrated washer er dryer 洗衣乾衣機 | Gaggenau | WD200-140 | ✓ | ✓ | ✓ | ✓ | ✓ | ✓ | ✓ | ✓ | ✓ | ✓ | ✓ | - | - | ✓ | ✓ | ✓ | ✓ | ✓ | ✓ | ✓ | ✓ | ✓ | ✓ | ✓ | ✓ | ✓ | ✓ | - | - | |
| Washing machine 洗衣機 | Gaggenau | WM260-164 | - | - | - | - | - | - | - | - | - | - | - | ✓ | ✓ | - | - | - | - | - | - | - | - | - | - | - | - | - | - | ✓ | ✓ | |
| Tumble dryer 乾衣機 | Gaggenau | WT260-110 | - | - | - | - | - | - | - | - | - | - | - | ✓ | ✓ | - | - | - | - | - | - | - | - | - | - | - | - | - | - | ✓ | ✓ | |
| Accessory for washer and dryer 洗衣機及乾衣機疊放配件 | Gaggenau | WA027-400 | - | - | - | - | - | - | - | - | - | - | - | ✓ | - | - | - | - | - | - | - | - | - | - | - | - | - | - | - | ✓ | | |
| Connection strip for hobs 台面爐連接配件 | Gaggenau | VA420-010 | - | - | - | - | - | - | - | - | - | - | - | - | - | - | - | - | - | - | - | - | - | - | - | - | - | - | - | - | | |
| Smart Pop Up socket 隱藏式自動升降電源插頭 | EuroPlus | BS-04A-WH | - | - | - | - | - | - | - | - | - | - | - | - | ✓ | - | - | - | - | - | - | - | - | - | - | - | - | - | - | ✓ | - | |
| Home wifi router 家用無線網絡路由器 | Legrand | NB6061-PR1KB | ✓ | ✓ | ✓ | ✓ | ✓ | ✓ | ✓ | ✓ | ✓ | ✓ | ✓ | ✓ | ✓ | ✓ | ✓ | ✓ | ✓ | ✓ | ✓ | ✓ | ✓ | ✓ | ✓ | ✓ | ✓ | ✓ | ✓ | ✓ | ✓ | |
| Instantaneous electric water heater 即熱式電熱水爐 | Stibel eltron 斯寶亞創 | DHB-E 18/21/24 LCD | ✓ | ✓ | ✓ | ✓ | ✓ | ✓ | ✓ | ✓ | ✓ | ✓ | ✓ | ✓ | ✓ | ✓ | ✓ | ✓ | ✓ | ✓ | ✓ | ✓ | ✓ | ✓ | ✓ | ✓ | ✓ | ✓ | ✓ | ✓ | ✓ | |
| | | DHC 6 EL | ✓ | - | ✓ | - | - | - | ✓ | - | - | - | ✓ | - | ✓ | ✓ | - | ✓ | ✓ | - | - | ✓ | - | - | - | ✓ | - | - | ✓ | ✓ | ✓ | |
| Gas water heater 煤氣熱水爐 | TGC | TSTW220TFQL | ✓ | ✓ | ✓ | ✓ | ✓ | ✓ | ✓ | ✓ | ✓ | ✓ | ✓ | ✓ | ✓ | ✓ | ✓ | ✓ | ✓ | ✓ | ✓ | ✓ | ✓ | ✓ | ✓ | ✓ | ✓ | ✓ | ✓ | ✓ | ✓ | |
| Thermo ventilator 浴室寶 | Mitsubishi Electric 三菱電機 | V-251BZ-HK | ✓ | ✓ | ✓ | ✓ | ✓ | ✓ | ✓ | ✓ | ✓ | ✓ | ✓ | ✓ | ✓ | ✓ | ✓ | ✓ | ✓ | ✓ | ✓ | ✓ | ✓ | ✓ | ✓ | ✓ | ✓ | ✓ | ✓ | ✓ | ✓ | |
| Towel warmer 暖毛巾架 | VOLA | T39EL/4/27 | ✓ | - | ✓ | - | ✓ | - | ✓ | - | ✓ | - | ✓ | - | - | - | - | ✓ | - | ✓ | - | ✓ | - | ✓ | - | ✓ | - | ✓ | - | - | | |
| | | T39EL/4-70 | - | - | - | - | - | - | - | - | - | - | - | - | ✓ | ✓ | - | - | - | - | - | - | - | - | - | - | - | - | - | ✓ | ✓ | |
| Outdoor burner 戶外燒烤爐 | Weber | Genesis II S-455 GBS Gas Grill | - | - | - | - | - | - | - | - | - | - | - | ✓ | ✓ | - | - | - | - | - | - | - | - | - | - | - | - | - | ✓ | ✓ | | |

Notes:

1. "✓" as shown in the above table denotes such appliances(s) is/are provided and/or installed in the residential unit.
2. The symbol "-" as shown in the above table denotes "not provided" or "not applicable".
3. The Vendor undertakes that if lifts or appliances of the specified brand name or model number are not installed in the Development, lifts or appliances of comparable quality will be installed.
4. Some appliances are installed in the outdoor area (garden / flat roof / roof if applicable).

備註:

1. 上表 "✓" 代表此設備於該住宅單位內提供及/或安裝。
2. 上表 "-" 代表不提供或不適用。
3. 賣方承諾如發展項目人沒有安裝指明的品牌或產品型號的升降機或設備，便會安裝品質相若的升降機或設備。
4. 部份設備安裝於室外位置 (花園 / 平台 / 天台如適用)。

Appliances Schedule
設備說明表

| Appliance 設備 | Brand Name 品牌名稱 | Model No. 產品型號 | Tower 11 第11座 | | | | | | | | | | | Tower 12 第12座 | | | | | | | | | | | |
|--|-----------------------------|---------------------------------------|------------------|---|---|----------------------|---|---|-----------|---|---|-----------|---|------------------|---|---|----------------------|---|---|-----------|---|---|-----------|---|---|
| | | | G/F 地下 | | | 1/F - 2/F 1樓 - 2樓 | | | 3/F 3樓 | | | 5/F 5樓 | | G/F 地下 | | | 1/F - 2/F 1樓 - 2樓 | | | 3/F 3樓 | | | 5/F 5樓 | | |
| | | | A | B | C | A | B | C | A | B | C | A | B | A | B | C | A | B | C | A | B | C | A | | |
| VRV air-conditioning (indoor unit) 可變冷媒流量冷氣機 (室內機) | Mitsubishi Electric 三菱電機 | PEFY-P32VMA-E | ✓ | ✓ | ✓ | ✓ | ✓ | ✓ | ✓ | ✓ | ✓ | ✓ | ✓ | ✓ | - | ✓ | ✓ | ✓ | ✓ | ✓ | ✓ | ✓ | ✓ | ✓ | - |
| | | PEFY-P40VMA-E | - | - | - | - | - | - | - | - | - | - | ✓ | - | - | - | - | - | - | - | - | - | - | ✓ | |
| | | PEFY-P25VMS-E | - | - | - | - | - | - | - | - | - | ✓ | ✓ | - | - | - | - | - | - | - | - | - | - | ✓ | |
| | | PEFY-P32VMS-E | ✓ | ✓ | ✓ | ✓ | ✓ | ✓ | ✓ | ✓ | ✓ | - | - | ✓ | ✓ | ✓ | ✓ | ✓ | ✓ | ✓ | ✓ | ✓ | ✓ | - | |
| | | PEFY-P40VMS-E | - | - | - | - | - | - | - | ✓ | ✓ | - | ✓ | - | - | - | - | - | - | - | - | ✓ | ✓ | ✓ | |
| | | PEFY-P50VMS-E | - | - | - | - | - | - | - | - | - | ✓ | ✓ | - | - | - | - | - | - | - | - | - | ✓ | ✓ | |
| | | PKFY-P32VLM-E | ✓ | ✓ | ✓ | ✓ | ✓ | ✓ | ✓ | ✓ | ✓ | ✓ | ✓ | ✓ | ✓ | ✓ | ✓ | ✓ | ✓ | ✓ | ✓ | ✓ | ✓ | ✓ | |
| | | PKFY-P40VLM-E | ✓ | ✓ | ✓ | ✓ | ✓ | ✓ | ✓ | ✓ | - | ✓ | ✓ | ✓ | ✓ | ✓ | ✓ | ✓ | ✓ | ✓ | ✓ | ✓ | - | ✓ | |
| | | PKFY-P50VLM-E | ✓ | - | ✓ | ✓ | - | ✓ | ✓ | - | ✓ | - | - | ✓ | - | ✓ | ✓ | ✓ | - | ✓ | ✓ | - | ✓ | - | |
| | | PMFY-P20VBM-E | ✓ | ✓ | ✓ | ✓ | ✓ | ✓ | ✓ | ✓ | ✓ | ✓ | ✓ | ✓ | ✓ | ✓ | ✓ | ✓ | ✓ | ✓ | ✓ | ✓ | ✓ | ✓ | |
| VRV air-conditioning (outdoor unit) 可變冷媒流量冷氣機 (室外機) | Mitsubishi Electric 三菱電機 | PUHY-P250YKD(-BS) | ✓ | ✓ | - | ✓ | ✓ | - | ✓ | ✓ | - | ✓ | ✓ | ✓ | ✓ | ✓ | - | ✓ | ✓ | - | ✓ | ✓ | - | ✓ | |
| | | PUHY-P300YKD(-BS) | - | - | ✓ | - | - | ✓ | - | - | ✓ | ✓ | ✓ | - | - | ✓ | - | - | ✓ | - | - | ✓ | ✓ | | |
| | | PUHY-P350YKD(-BS) | - | - | - | - | - | - | - | - | - | - | - | - | - | - | - | - | - | - | - | - | - | - | |
| Video door phone 視像對講機 | Legrand | 697111 | ✓ | ✓ | ✓ | ✓ | ✓ | ✓ | ✓ | ✓ | ✓ | ✓ | ✓ | ✓ | ✓ | ✓ | ✓ | ✓ | ✓ | ✓ | ✓ | ✓ | ✓ | | |
| Exhaust ventilation fan 抽氣扇 | Panasonic 樂聲 | FV-04NU1H | ✓ | ✓ | ✓ | ✓ | ✓ | ✓ | ✓ | ✓ | ✓ | ✓ | ✓ | ✓ | ✓ | ✓ | ✓ | ✓ | ✓ | ✓ | ✓ | ✓ | ✓ | | |
| | | FV-05NU1H | ✓ | ✓ | ✓ | ✓ | ✓ | ✓ | ✓ | ✓ | ✓ | ✓ | ✓ | ✓ | ✓ | ✓ | ✓ | ✓ | ✓ | ✓ | ✓ | ✓ | ✓ | | |
| Cooker hood 抽油煙機 | Gaggenau | AF210-192 | ✓ | ✓ | ✓ | ✓ | ✓ | ✓ | ✓ | ✓ | ✓ | - | - | ✓ | ✓ | ✓ | ✓ | ✓ | ✓ | ✓ | ✓ | ✓ | ✓ | - | |
| | | AW442-120, AR400-143, AD442-012 | - | - | - | - | - | - | - | - | - | ✓ | ✓ | - | - | - | - | - | - | - | - | - | - | ✓ | |
| Gas cooktop 氣體煮食爐 | Gaggenau | VG231-320HK | ✓ | ✓ | ✓ | ✓ | ✓ | ✓ | ✓ | ✓ | ✓ | - | - | ✓ | ✓ | ✓ | ✓ | ✓ | ✓ | ✓ | ✓ | ✓ | ✓ | - | |
| | | VG415-311SG | - | - | - | - | - | - | - | - | - | ✓ | ✓ | - | - | - | - | - | - | - | - | - | - | ✓ | |
| | | VG232-320HK | ✓ | ✓ | ✓ | ✓ | ✓ | ✓ | ✓ | ✓ | ✓ | - | - | ✓ | ✓ | ✓ | ✓ | ✓ | ✓ | ✓ | ✓ | ✓ | ✓ | - | |
| | | VG425-311SG | - | - | - | - | - | - | - | - | - | ✓ | ✓ | - | - | - | - | - | - | - | - | - | - | ✓ | |
| Induction cooktop 電磁爐 | Gaggenau | VI232-120 | ✓ | ✓ | ✓ | ✓ | ✓ | ✓ | ✓ | ✓ | ✓ | - | - | ✓ | ✓ | ✓ | ✓ | ✓ | ✓ | ✓ | ✓ | ✓ | ✓ | - | |
| Electric grill 電烤爐 | Gaggenau | VR414-111 | - | - | - | - | - | - | - | - | - | ✓ | ✓ | - | - | - | - | - | - | - | - | - | - | ✓ | |
| Steam oven 蒸爐 | Gaggenau | BSP220-111 | - | - | - | - | - | - | - | - | - | ✓ | - | ✓ | - | - | ✓ | - | - | ✓ | - | - | - | - | |
| | Gaggenau | BSP221-111 | ✓ | ✓ | ✓ | ✓ | ✓ | ✓ | ✓ | ✓ | ✓ | - | ✓ | - | ✓ | ✓ | - | ✓ | ✓ | - | ✓ | ✓ | ✓ | ✓ | |
| Oven 焗爐 | Gaggenau | EB333-111 | ✓ | ✓ | ✓ | ✓ | ✓ | ✓ | ✓ | ✓ | ✓ | ✓ | ✓ | ✓ | ✓ | ✓ | ✓ | ✓ | ✓ | ✓ | ✓ | ✓ | ✓ | ✓ | |

Notes:

1. "✓" as shown in the above table denotes such appliances(s) is/are provided and/or installed in the residential unit.
2. The symbol "-" as shown in the above table denotes "not provided" or "not applicable".
3. The Vendor undertakes that if lifts or appliances of the specified brand name or model number are not installed in the Development, lifts or appliances of comparable quality will be installed.
4. Some appliances are installed in the outdoor area (garden / flat roof / roof if applicable).

備註:

1. 上表 "✓" 代表此設備於該住宅單位內提供及/或安裝。
2. 上表 "-" 代表不提供或不適用。
3. 賣方承諾如發展項目人沒有安裝指明的品牌或產品型號的升降機或設備，便會安裝品質相若的升降機或設備。
4. 部份設備安裝於室外位置 (花園 / 平台 / 天台如適用)。

FITTINGS, FINISHES AND APPLIANCES
裝置、裝修物料及設備

Appliances Schedule
設備說明表

| Appliance 設備 | Brand Name 品牌名稱 | Model No. 產品型號 | Tower 11 第11座 | | | | | | | | | | | Tower 12 第12座 | | | | | | | | | | |
|---|-----------------------------|---------------------------------------|------------------|---|---|----------------------|---|---|-----------|---|---|-----------|---|------------------|---|---|----------------------|---|---|-----------|---|---|-----------|---|
| | | | G/F 地下 | | | 1/F - 2/F 1樓 - 2樓 | | | 3/F 3樓 | | | 5/F 5樓 | | G/F 地下 | | | 1/F - 2/F 1樓 - 2樓 | | | 3/F 3樓 | | | 5/F 5樓 | |
| | | | A | B | C | A | B | C | A | B | C | A | B | A | B | C | A | B | C | A | B | C | A | |
| Fridge 雪櫃 | Gaggenau | RB280-304 | ✓ | ✓ | ✓ | ✓ | ✓ | ✓ | ✓ | ✓ | ✓ | - | - | ✓ | ✓ | ✓ | ✓ | ✓ | ✓ | ✓ | ✓ | ✓ | - | |
| | | RC472-304, RF411-304, RA460-013 | - | - | - | - | - | - | - | - | - | - | ✓ | ✓ | - | - | - | - | - | - | - | - | - | ✓ |
| | | RC200-300 | - | - | - | - | - | - | - | - | - | - | - | ✓ | - | - | - | - | - | - | - | - | - | - |
| | | RF200-300 | - | - | - | - | - | - | - | - | - | - | - | ✓ | - | - | - | - | - | - | - | - | - | - |
| Wine cellar 酒櫃 | Gaggenau | RW404-261 | ✓ | ✓ | ✓ | ✓ | ✓ | ✓ | ✓ | ✓ | ✓ | ✓ | ✓ | ✓ | ✓ | ✓ | ✓ | ✓ | ✓ | ✓ | ✓ | ✓ | ✓ | |
| | | RW466-364 | - | - | - | - | - | - | - | - | - | - | - | - | - | - | - | - | - | - | - | - | - | - |
| Built-in dishwasher 嵌入式洗碗碟機 | Gaggenau | DF210-100 | ✓ | ✓ | ✓ | ✓ | ✓ | ✓ | ✓ | ✓ | ✓ | ✓ | ✓ | ✓ | ✓ | ✓ | ✓ | ✓ | ✓ | ✓ | ✓ | ✓ | ✓ | |
| Full-Integrated washer dryer 洗衣乾衣機 | Gaggenau | WD200-140 | ✓ | ✓ | ✓ | ✓ | ✓ | ✓ | ✓ | ✓ | ✓ | - | - | ✓ | ✓ | ✓ | ✓ | ✓ | ✓ | ✓ | ✓ | ✓ | - | |
| Washing machine 洗衣機 | Gaggenau | WM260-164 | - | - | - | - | - | - | - | - | - | ✓ | ✓ | - | - | - | - | - | - | - | - | - | ✓ | |
| Tumble dryer 乾衣機 | Gaggenau | WT260-110 | - | - | - | - | - | - | - | - | - | ✓ | ✓ | - | - | - | - | - | - | - | - | - | ✓ | |
| Accessory for washer and dryer 洗衣機及乾衣機疊放配件 | Gaggenau | WA027-400 | - | - | - | - | - | - | - | - | - | ✓ | - | - | - | - | - | - | - | - | - | - | - | |
| Plate warmer 暖碟機 | Gaggenau | WSP221-110 | - | - | - | - | - | - | - | - | - | - | ✓ | - | - | - | - | - | - | - | - | - | - | |
| Smart Pop Up socket 隱藏式自動升降電源插頭 | EuroPlus | BS-04A-WH | - | - | - | - | - | - | - | - | - | ✓ | - | - | - | - | - | - | - | - | - | - | ✓ | |
| Smart Pop Up socket 隱藏式自動升降電源插頭 | EuroPlus | BS-04A-BK | - | - | - | - | - | - | - | - | - | - | ✓ | - | - | - | - | - | - | - | - | - | - | |
| Home wifi router 家用無線網絡路由器 | Legrand | NB6061-PR1KB | ✓ | ✓ | ✓ | ✓ | ✓ | ✓ | ✓ | ✓ | ✓ | ✓ | ✓ | ✓ | ✓ | ✓ | ✓ | ✓ | ✓ | ✓ | ✓ | ✓ | ✓ | |
| Instantaneous electric water heater 即熱式電熱水爐 | Stibel eltron 斯寶亞創 | DHB-E 18/21/24 LCD | ✓ | ✓ | ✓ | ✓ | ✓ | ✓ | ✓ | ✓ | ✓ | ✓ | ✓ | ✓ | ✓ | ✓ | ✓ | ✓ | ✓ | ✓ | ✓ | ✓ | ✓ | |
| | | DHC 6 EL | - | ✓ | ✓ | - | ✓ | ✓ | - | ✓ | ✓ | ✓ | ✓ | ✓ | ✓ | - | ✓ | ✓ | - | ✓ | ✓ | - | ✓ | ✓ |
| Gas water heater 煤氣熱水爐 | TGC | TSTW220TFQL | ✓ | - | ✓ | ✓ | - | ✓ | ✓ | - | - | - | ✓ | - | ✓ | ✓ | - | ✓ | ✓ | - | ✓ | - | - | |
| Thermo ventilator 浴室寶 | Mitsubishi Electric 三菱電機 | V-251BZ-HK | ✓ | ✓ | ✓ | ✓ | ✓ | ✓ | ✓ | ✓ | ✓ | ✓ | ✓ | ✓ | ✓ | ✓ | ✓ | ✓ | ✓ | ✓ | ✓ | ✓ | ✓ | |
| Towel warmer 暖毛巾架 | VOLA | T39EL/4/27 | ✓ | - | ✓ | ✓ | - | ✓ | ✓ | - | ✓ | - | - | ✓ | - | ✓ | ✓ | - | ✓ | ✓ | - | ✓ | - | |
| | | T39EL/4-70 | - | - | - | - | - | - | - | - | - | - | ✓ | ✓ | - | - | - | - | - | - | - | - | - | ✓ |
| Outdoor burner 戶外燒烤爐 | Weber | Genesis II S-455 GBS Gas Grill | - | - | - | - | - | - | - | - | - | - | ✓ | ✓ | - | - | - | - | - | - | - | - | ✓ | |

Notes:

1. "✓" as shown in the above table denotes such appliances(s) is/are provided and/or installed in the residential unit.
2. The symbol "-" as shown in the above table denotes "not provided" or "not applicable".
3. The Vendor undertakes that if lifts or appliances of the specified brand name or model number are not installed in the Development, lifts or appliances of comparable quality will be installed.
4. Some appliances are installed in the outdoor area (garden / flat roof / roof if applicable).

備註:

1. 上表 "✓" 代表此設備於該住宅單位內提供及/或安裝。
2. 上表 "-" 代表不提供或不適用。
3. 賣方承諾如發展項目人沒有安裝指明的品牌或產品型號的升降機或設備，便會安裝品質相若的升降機或設備。
4. 部份設備安裝於室外位置 (花園 / 平台 / 天台如適用)。

Appliances Schedule
設備說明表

| Appliance 設備 | Brand Name 品牌名稱 | Model No. 產品型號 | Tower 15 第15座 | | | | | | | | | | | | | | Tower 16 第16座 | | | | | | | | | | | | | |
|--|-----------------------------|---------------------------------------|------------------|---|---|---|----------------------|---|---|---|-----------|---|---|---|-----------|---|------------------|---|---|---|----------------------|---|---|---|-----------|---|---|---|-----------|---|
| | | | G/F 地下 | | | | 1/F - 2/F 1樓 - 2樓 | | | | 3/F 3樓 | | | | 5/F 5樓 | | G/F 地下 | | | | 1/F - 2/F 1樓 - 2樓 | | | | 3/F 3樓 | | | | 5/F 5樓 | |
| | | | A | B | C | D | A | B | C | D | A | B | C | D | A | B | A | B | C | D | A | B | C | D | A | B | C | D | A | B |
| VRV air-conditioning (indoor unit) 可變冷媒流量冷氣機 (室內機) | Mitsubishi Electric 三菱電機 | PEFY-P32VMA-E | ✓ | ✓ | ✓ | ✓ | ✓ | ✓ | ✓ | ✓ | ✓ | ✓ | ✓ | ✓ | - | ✓ | ✓ | ✓ | ✓ | ✓ | ✓ | ✓ | ✓ | ✓ | ✓ | ✓ | ✓ | - | ✓ | |
| | | PEFY-P40VMA-E | - | - | - | - | - | - | - | - | - | - | - | - | ✓ | - | - | - | - | - | - | - | - | - | - | - | - | - | ✓ | - |
| | | PEFY-P25VMS-E | - | - | - | - | - | - | - | - | - | - | - | - | ✓ | ✓ | - | - | - | - | - | - | - | - | - | - | - | - | ✓ | ✓ |
| | | PEFY-P32VMS-E | ✓ | ✓ | ✓ | ✓ | ✓ | ✓ | ✓ | ✓ | ✓ | ✓ | ✓ | ✓ | - | ✓ | ✓ | ✓ | ✓ | ✓ | ✓ | ✓ | ✓ | ✓ | ✓ | ✓ | ✓ | - | - | |
| | | PEFY-P40VMS-E | - | - | - | - | - | - | - | - | - | ✓ | ✓ | ✓ | - | ✓ | - | - | - | - | - | - | - | - | - | ✓ | - | ✓ | - | - |
| | | PEFY-P50VMS-E | - | - | - | - | - | - | - | - | ✓ | - | - | - | ✓ | ✓ | - | - | - | - | - | - | - | - | - | - | - | - | ✓ | ✓ |
| | | PKFY-P32VLM-E | ✓ | ✓ | ✓ | ✓ | ✓ | ✓ | ✓ | ✓ | ✓ | ✓ | ✓ | ✓ | ✓ | - | ✓ | ✓ | ✓ | ✓ | ✓ | ✓ | ✓ | ✓ | ✓ | ✓ | ✓ | ✓ | ✓ | ✓ |
| | | PKFY-P40VLM-E | - | ✓ | ✓ | ✓ | - | ✓ | ✓ | ✓ | - | ✓ | ✓ | ✓ | ✓ | - | - | ✓ | - | ✓ | - | ✓ | - | ✓ | - | ✓ | - | ✓ | ✓ | ✓ |
| | | PKFY-P50VLM-E | ✓ | - | - | - | ✓ | - | - | - | ✓ | - | - | - | - | - | ✓ | - | ✓ | - | ✓ | - | ✓ | - | ✓ | - | ✓ | - | - | ✓ |
| | | PMFY-P20VBM-E | ✓ | ✓ | ✓ | ✓ | ✓ | ✓ | ✓ | ✓ | ✓ | ✓ | ✓ | ✓ | ✓ | ✓ | ✓ | ✓ | ✓ | ✓ | ✓ | ✓ | ✓ | ✓ | ✓ | ✓ | ✓ | ✓ | ✓ | ✓ |
| VRV air-conditioning (outdoor unit) 可變冷媒流量冷氣機 (室外機) | Mitsubishi Electric 三菱電機 | PUHY-P250YKD(-BS) | - | ✓ | ✓ | ✓ | - | ✓ | ✓ | ✓ | - | ✓ | ✓ | ✓ | ✓ | ✓ | - | ✓ | - | ✓ | - | ✓ | - | ✓ | - | ✓ | ✓ | ✓ | ✓ | |
| | | PUHY-P300YKD(-BS) | - | - | - | - | - | - | - | - | - | - | - | - | ✓ | ✓ | - | - | ✓ | - | - | ✓ | - | - | - | ✓ | - | - | - | |
| | | PUHY-P350YKD(-BS) | ✓ | - | - | - | ✓ | - | - | - | ✓ | - | - | - | - | - | ✓ | - | - | - | ✓ | - | - | - | ✓ | - | - | - | ✓ | ✓ |
| Video door phone 視像對講機 | Legrand | 697111 | ✓ | ✓ | ✓ | ✓ | ✓ | ✓ | ✓ | ✓ | ✓ | ✓ | ✓ | ✓ | ✓ | ✓ | ✓ | ✓ | ✓ | ✓ | ✓ | ✓ | ✓ | ✓ | ✓ | ✓ | ✓ | ✓ | | |
| Exhaust ventilation fan 抽氣扇 | Panasonic 樂聲 | FV-04NU1H | ✓ | ✓ | ✓ | ✓ | ✓ | ✓ | ✓ | ✓ | ✓ | ✓ | ✓ | ✓ | ✓ | ✓ | ✓ | ✓ | ✓ | ✓ | ✓ | ✓ | ✓ | ✓ | ✓ | ✓ | ✓ | ✓ | ✓ | |
| | | FV-05NU1H | ✓ | ✓ | ✓ | ✓ | ✓ | ✓ | ✓ | ✓ | ✓ | ✓ | ✓ | ✓ | ✓ | ✓ | ✓ | ✓ | ✓ | ✓ | ✓ | ✓ | ✓ | ✓ | ✓ | ✓ | ✓ | ✓ | ✓ | ✓ |
| Cooker hood 抽油煙機 | Gaggenau | AF210-192 | ✓ | ✓ | ✓ | ✓ | ✓ | ✓ | ✓ | ✓ | ✓ | ✓ | ✓ | - | - | ✓ | ✓ | ✓ | ✓ | ✓ | ✓ | ✓ | ✓ | ✓ | ✓ | ✓ | - | - | | |
| | | AW442-120, AR400-143, AD442-012 | - | - | - | - | - | - | - | - | - | - | - | - | ✓ | ✓ | - | - | - | - | - | - | - | - | - | - | - | ✓ | ✓ | |
| Gas cooktop 氣體煮食爐 | Gaggenau | VG231-320HK | ✓ | ✓ | ✓ | ✓ | ✓ | ✓ | ✓ | ✓ | ✓ | ✓ | ✓ | - | - | ✓ | ✓ | ✓ | ✓ | ✓ | ✓ | ✓ | ✓ | ✓ | ✓ | ✓ | - | - | | |
| | | VG415-311SG | - | - | - | - | - | - | - | - | - | - | - | ✓ | ✓ | - | - | - | - | - | - | - | - | - | - | - | - | ✓ | ✓ | |
| | | VG232-320HK | ✓ | ✓ | ✓ | ✓ | ✓ | ✓ | ✓ | ✓ | ✓ | ✓ | ✓ | ✓ | - | - | ✓ | ✓ | ✓ | ✓ | ✓ | ✓ | ✓ | ✓ | ✓ | ✓ | ✓ | - | - | |
| | | VG425-311SG | - | - | - | - | - | - | - | - | - | - | - | - | ✓ | ✓ | - | - | - | - | - | - | - | - | - | - | - | - | ✓ | ✓ |
| Induction cooktop 電磁爐 | Gaggenau | VI232-120 | ✓ | - | ✓ | ✓ | ✓ | - | ✓ | ✓ | ✓ | - | - | ✓ | - | ✓ | ✓ | ✓ | ✓ | ✓ | - | ✓ | ✓ | ✓ | - | ✓ | ✓ | - | | |
| Electric grill 電烤爐 | Gaggenau | VR414-111 | - | - | - | - | - | - | - | - | - | - | ✓ | ✓ | - | - | - | - | - | - | - | - | - | - | - | - | ✓ | ✓ | | |
| Steam oven 蒸爐 | Gaggenau | BSP220-111 | ✓ | ✓ | ✓ | - | ✓ | ✓ | ✓ | - | ✓ | ✓ | ✓ | - | - | ✓ | ✓ | ✓ | - | ✓ | ✓ | ✓ | - | ✓ | ✓ | ✓ | - | - | | |
| | Gaggenau | BSP221-111 | - | - | - | ✓ | - | - | - | ✓ | - | - | - | ✓ | ✓ | ✓ | - | - | - | ✓ | - | - | - | ✓ | - | - | - | ✓ | ✓ | |
| Oven 焗爐 | Gaggenau | EB333-111 | ✓ | ✓ | ✓ | ✓ | ✓ | ✓ | ✓ | ✓ | ✓ | ✓ | ✓ | ✓ | ✓ | ✓ | ✓ | ✓ | ✓ | ✓ | ✓ | ✓ | ✓ | ✓ | ✓ | ✓ | ✓ | ✓ | ✓ | |

Notes:

1. "✓" as shown in the above table denotes such appliances(s) is/are provided and/or installed in the residential unit.
2. The symbol "-" as shown in the above table denotes "not provided" or "not applicable".
3. The Vendor undertakes that if lifts or appliances of the specified brand name or model number are not installed in the Development, lifts or appliances of comparable quality will be installed.
4. Some appliances are installed in the outdoor area (garden / flat roof / roof if applicable).

備註:

1. 上表 "✓" 代表此設備於該住宅單位內提供及/或安裝。
2. 上表 "-" 代表不提供或不適用。
3. 賣方承諾如發展項目人沒有安裝指明的品牌或產品型號的升降機或設備，便會安裝品質相若的升降機或設備。
4. 部份設備安裝於室外位置 (花園 / 平台 / 天台如適用)。

FITTINGS, FINISHES AND APPLIANCES
裝置、裝修物料及設備

Appliances Schedule
設備說明表

| Appliance 設備 | Brand Name 品牌名稱 | Model No. 產品型號 | Tower 15 第15座 | | | | | | | | | | | | | | Tower 16 第16座 | | | | | | | | | | | | | |
|---|-----------------------------|---------------------------------------|------------------|---|---|---|----------------------|---|---|---|-----------|---|---|---|-----------|---|------------------|---|---|---|----------------------|---|---|---|-----------|---|---|---|-----------|---|
| | | | G/F 地下 | | | | 1/F - 2/F 1樓 - 2樓 | | | | 3/F 3樓 | | | | 5/F 5樓 | | G/F 地下 | | | | 1/F - 2/F 1樓 - 2樓 | | | | 3/F 3樓 | | | | 5/F 5樓 | |
| | | | A | B | C | D | A | B | C | D | A | B | C | D | A | B | A | B | C | D | A | B | C | D | A | B | C | D | A | B |
| Fridge 雪櫃 | Gaggenau | RB280-304 | ✓ | ✓ | ✓ | ✓ | ✓ | ✓ | ✓ | ✓ | ✓ | ✓ | ✓ | ✓ | - | ✓ | ✓ | ✓ | ✓ | ✓ | ✓ | ✓ | ✓ | ✓ | ✓ | ✓ | ✓ | - | ✓ | |
| | | RC472-304, RF411-304, RA460-013 | - | - | - | - | - | - | - | - | - | - | - | - | ✓ | ✓ | - | - | - | - | - | - | - | - | - | - | - | - | ✓ | ✓ |
| Wine cellar 酒櫃 | Gaggenau | RW404-261 | ✓ | ✓ | ✓ | ✓ | ✓ | ✓ | ✓ | ✓ | ✓ | ✓ | ✓ | ✓ | ✓ | - | ✓ | ✓ | ✓ | ✓ | ✓ | ✓ | ✓ | ✓ | ✓ | ✓ | ✓ | ✓ | - | |
| | | RW466-364 | - | - | - | - | - | - | - | - | - | - | - | - | - | ✓ | - | - | - | - | - | - | - | - | - | - | - | - | ✓ | |
| Built-in dishwasher 嵌入式洗碗碟機 | Gaggenau | DF210-100 | ✓ | ✓ | ✓ | ✓ | ✓ | ✓ | ✓ | ✓ | ✓ | ✓ | ✓ | ✓ | ✓ | ✓ | ✓ | ✓ | ✓ | ✓ | ✓ | ✓ | ✓ | ✓ | ✓ | ✓ | ✓ | ✓ | ✓ | |
| Full-Integrated washer 洗衣乾衣機 | Gaggenau | WD200-140 | ✓ | ✓ | ✓ | ✓ | ✓ | ✓ | ✓ | ✓ | ✓ | ✓ | ✓ | - | - | ✓ | ✓ | ✓ | ✓ | ✓ | ✓ | ✓ | ✓ | ✓ | ✓ | ✓ | ✓ | - | - | |
| Washing machine 洗衣機 | Gaggenau | WM260-164 | - | - | - | - | - | - | - | - | - | - | - | ✓ | ✓ | - | - | - | - | - | - | - | - | - | - | - | - | ✓ | ✓ | |
| Tumble dryer 乾衣機 | Gaggenau | WT260-110 | - | - | - | - | - | - | - | - | - | - | - | ✓ | ✓ | - | - | - | - | - | - | - | - | - | - | - | - | ✓ | ✓ | |
| Accessory for washer and dryer 洗衣機及乾衣機疊放配件 | Gaggenau | WA027-400 | - | - | - | - | - | - | - | - | - | - | - | ✓ | - | - | - | - | - | - | - | - | - | - | - | - | - | ✓ | | |
| Smart Pop Up socket 隱藏式自動升降電源插頭 | EuroPlus | BS-04A-BK | - | - | - | - | - | - | - | - | - | - | - | ✓ | - | - | - | - | - | - | - | - | - | - | - | - | - | ✓ | - | |
| Home wifi router 家用無線網絡路由器 | Legrand | NB6061-PR1KB | ✓ | ✓ | ✓ | ✓ | ✓ | ✓ | ✓ | ✓ | ✓ | ✓ | ✓ | ✓ | ✓ | ✓ | ✓ | ✓ | ✓ | ✓ | ✓ | ✓ | ✓ | ✓ | ✓ | ✓ | ✓ | ✓ | ✓ | |
| Instantaneous electric water heater 即熱式電熱水爐 | Stibel eltron 斯寶亞創 | DHB-E 18/21/24 LCD | ✓ | ✓ | ✓ | ✓ | ✓ | ✓ | ✓ | ✓ | ✓ | ✓ | ✓ | ✓ | ✓ | ✓ | ✓ | ✓ | ✓ | ✓ | ✓ | ✓ | ✓ | ✓ | ✓ | ✓ | ✓ | ✓ | ✓ | |
| | | DHC 6 EL | ✓ | - | - | ✓ | ✓ | - | - | - | ✓ | - | - | - | ✓ | ✓ | ✓ | - | - | ✓ | ✓ | - | - | - | ✓ | - | - | - | ✓ | ✓ |
| Gas water heater 煤氣熱水爐 | TGC | TSTW220TFQL | ✓ | ✓ | ✓ | ✓ | ✓ | ✓ | ✓ | ✓ | ✓ | ✓ | ✓ | ✓ | ✓ | ✓ | ✓ | ✓ | ✓ | ✓ | ✓ | ✓ | ✓ | ✓ | ✓ | ✓ | ✓ | ✓ | ✓ | |
| Thermo ventilator 浴室寶 | Mitsubishi Electric 三菱電機 | V-251BZ-HK | ✓ | ✓ | ✓ | ✓ | ✓ | ✓ | ✓ | ✓ | ✓ | ✓ | ✓ | ✓ | ✓ | ✓ | ✓ | ✓ | ✓ | ✓ | ✓ | ✓ | ✓ | ✓ | ✓ | ✓ | ✓ | ✓ | ✓ | |
| Towel warmer 暖毛巾架 | VOLA | T39EL/4/27 | ✓ | - | - | - | ✓ | - | - | - | ✓ | - | - | - | - | - | ✓ | - | ✓ | - | ✓ | - | ✓ | - | ✓ | - | - | - | | |
| | | T39EL/4-70 | - | - | - | - | - | - | - | - | - | - | - | - | ✓ | ✓ | - | - | - | - | - | - | - | - | - | - | - | ✓ | ✓ | |
| Outdoor burner 戶外燒烤爐 | Weber | Genesis II S-455 GBS Gas Grill | - | - | - | - | - | - | - | - | - | - | - | ✓ | ✓ | - | - | - | - | - | - | - | - | - | - | - | - | ✓ | ✓ | |

Notes:

1. "✓" as shown in the above table denotes such appliances(s) is/are provided and/or installed in the residential unit.
2. The symbol "-" as shown in the above table denotes "not provided" or "not applicable".
3. The Vendor undertakes that if lifts or appliances of the specified brand name or model number are not installed in the Development, lifts or appliances of comparable quality will be installed.
4. Some appliances are installed in the outdoor area (garden / flat roof / roof if applicable).

備註:

1. 上表 "✓" 代表此設備於該住宅單位內提供及/或安裝。
2. 上表 "-" 代表不提供或不適用。
3. 賣方承諾如發展項目人沒有安裝指明的品牌或產品型號的升降機或設備，便會安裝品質相若的升降機或設備。
4. 部份設備安裝於室外位置 (花園 / 平台 / 天台如適用)。

Appliances Schedule
設備說明表

| Appliance 設備 | Brand Name 品牌名稱 | Model No. 產品型號 | Tower 17 第17座 | | | | | | | | | | | | Tower 18 第18座 | | | | | | | | | |
|---|-----------------------------|---------------------------------------|------------------|---|---|---|----------------------|---|---|---|-----------|---|---|---|------------------|---|-----------|---|----------------------|---|-----------|---|-----------|---|
| | | | G/F 地下 | | | | 1/F - 2/F 1樓 - 2樓 | | | | 3/F 3樓 | | | | 5/F 5樓 | | G/F 地下 | | 1/F - 2/F 1樓 - 2樓 | | 3/F 3樓 | | 5/F 5樓 | |
| | | | A | B | C | D | A | B | C | D | A | B | C | D | A | B | A | B | A | B | A | B | A | B |
| VRV air-conditioning (indoor unit) 可變冷媒流量冷氣機 (室內機) | Mitsubishi Electric 三菱電機 | PEFY-P32VMA-E | ✓ | ✓ | ✓ | ✓ | ✓ | ✓ | ✓ | ✓ | ✓ | ✓ | ✓ | ✓ | - | ✓ | ✓ | ✓ | ✓ | ✓ | ✓ | ✓ | ✓ | ✓ |
| | | PEFY-P40VMA-E | - | - | - | - | - | - | - | - | - | - | - | - | ✓ | - | - | - | - | - | - | - | - | - |
| | | PEFY-P25VMS-E | - | - | - | - | - | - | - | - | - | - | - | - | ✓ | ✓ | ✓ | ✓ | ✓ | ✓ | ✓ | ✓ | ✓ | ✓ |
| | | PEFY-P32VMS-E | ✓ | ✓ | ✓ | ✓ | ✓ | ✓ | ✓ | ✓ | ✓ | ✓ | ✓ | ✓ | - | - | - | ✓ | - | ✓ | ✓ | ✓ | ✓ | - |
| | | PEFY-P40VMS-E | - | - | - | - | - | - | - | - | ✓ | - | ✓ | - | - | - | ✓ | - | ✓ | - | ✓ | ✓ | ✓ | ✓ |
| | | PEFY-P50VMS-E | - | - | - | - | - | - | - | - | - | - | - | - | ✓ | ✓ | ✓ | ✓ | ✓ | ✓ | ✓ | ✓ | ✓ | ✓ |
| | | PKFY-P32VLM-E | ✓ | ✓ | ✓ | ✓ | ✓ | ✓ | ✓ | ✓ | ✓ | ✓ | ✓ | ✓ | ✓ | ✓ | ✓ | ✓ | ✓ | ✓ | ✓ | ✓ | ✓ | - |
| | | PKFY-P40VLM-E | ✓ | - | ✓ | - | ✓ | - | ✓ | - | ✓ | - | ✓ | - | ✓ | ✓ | ✓ | ✓ | ✓ | ✓ | ✓ | ✓ | ✓ | - |
| | | PKFY-P50VLM-E | - | ✓ | - | ✓ | - | ✓ | - | ✓ | - | ✓ | - | ✓ | - | ✓ | ✓ | ✓ | ✓ | ✓ | ✓ | ✓ | ✓ | - |
| | | PMFY-P20VBM-E | ✓ | ✓ | ✓ | ✓ | ✓ | ✓ | ✓ | ✓ | ✓ | ✓ | ✓ | ✓ | ✓ | ✓ | ✓ | ✓ | ✓ | ✓ | ✓ | ✓ | ✓ | ✓ |
| VRV air-conditioning (outdoor unit) 可變冷媒流量冷氣機 (室外機) | Mitsubishi Electric 三菱電機 | PUHY-P250YKD(-BS) | ✓ | - | ✓ | - | ✓ | - | ✓ | - | ✓ | - | ✓ | - | ✓ | ✓ | - | - | - | - | - | - | - | - |
| | | PUHY-P300YKD(-BS) | - | - | - | ✓ | - | - | - | ✓ | - | - | - | ✓ | - | - | - | - | - | - | - | - | - | - |
| | | PUHY-P350YKD(-BS) | - | ✓ | - | - | - | ✓ | - | - | - | ✓ | - | - | ✓ | ✓ | - | - | - | - | - | - | - | - |
| | | PUHY-P400YKD(-BS) | - | - | - | - | - | - | - | - | - | - | - | - | - | - | - | ✓ | - | ✓ | - | ✓ | - | ✓ |
| | | PUHY-P450YKD(-BS) | - | - | - | - | - | - | - | - | - | - | - | - | - | - | ✓ | - | ✓ | - | ✓ | - | - | - |
| Video door phone 視像對講機 | Legrand | 697111 | ✓ | ✓ | ✓ | ✓ | ✓ | ✓ | ✓ | ✓ | ✓ | ✓ | ✓ | ✓ | ✓ | ✓ | ✓ | ✓ | ✓ | ✓ | ✓ | ✓ | ✓ | ✓ |
| Exhaust ventilation fan 抽氣扇 | Panasonic 樂聲 | FV-04NU1H | ✓ | ✓ | ✓ | ✓ | ✓ | ✓ | ✓ | ✓ | ✓ | ✓ | ✓ | ✓ | ✓ | ✓ | ✓ | ✓ | ✓ | ✓ | ✓ | ✓ | ✓ | ✓ |
| | | FV-05NU1H | ✓ | ✓ | ✓ | ✓ | ✓ | ✓ | ✓ | ✓ | ✓ | ✓ | ✓ | ✓ | ✓ | ✓ | ✓ | ✓ | ✓ | ✓ | ✓ | ✓ | ✓ | ✓ |
| Cooker hood 抽油煙機 | Gaggenau | AF210-192 | ✓ | ✓ | ✓ | ✓ | ✓ | ✓ | ✓ | ✓ | ✓ | ✓ | ✓ | ✓ | - | - | - | - | - | - | - | - | - | - |
| | | AW442-120, AR400-143, AD442-012 | - | - | - | - | - | - | - | - | - | - | - | - | ✓ | ✓ | ✓ | ✓ | ✓ | ✓ | ✓ | ✓ | ✓ | ✓ |
| Gas cooktop 氣體煮食爐 | Gaggenau | VG231-320HK | ✓ | ✓ | ✓ | ✓ | ✓ | ✓ | ✓ | ✓ | ✓ | ✓ | ✓ | ✓ | - | - | - | - | - | - | - | - | - | - |
| | | VG415-311SG | - | - | - | - | - | - | - | - | - | - | - | - | ✓ | ✓ | ✓ | ✓ | ✓ | ✓ | ✓ | ✓ | ✓ | ✓ |
| | | VG232-320HK | ✓ | ✓ | ✓ | ✓ | ✓ | ✓ | ✓ | ✓ | ✓ | ✓ | ✓ | ✓ | - | - | - | - | - | - | - | - | - | - |
| | | VG425-311SG | - | - | - | - | - | - | - | - | - | - | - | - | ✓ | ✓ | ✓ | ✓ | ✓ | ✓ | ✓ | ✓ | ✓ | ✓ |

Notes:

1. "✓" as shown in the above table denotes such appliances(s) is/are provided and/or installed in the residential unit.
2. The symbol "-" as shown in the above table denotes "not provided" or "not applicable".
3. The Vendor undertakes that if lifts or appliances of the specified brand name or model number are not installed in the Development, lifts or appliances of comparable quality will be installed.
4. Some appliances are installed in the outdoor area (garden / flat roof / roof if applicable).

備註:

1. 上表 "✓" 代表此設備於該住宅單位內提供及/或安裝。
2. 上表 "-" 代表不提供或不適用。
3. 賣方承諾如發展項目人沒有安裝指明的品牌或產品型號的升降機或設備，便會安裝品質相若的升降機或設備。
4. 部份設備安裝於室外位置 (花園 / 平台 / 天台如適用)。

FITTINGS, FINISHES AND APPLIANCES
裝置、裝修物料及設備

Appliances Schedule
設備說明表

| Appliance 設備 | Brand Name 品牌名稱 | Model No. 產品型號 | Tower 17 第17座 | | | | | | | | | | | | | | Tower 18 第18座 | | | | | | |
|---|--------------------|---------------------------------------|------------------|---|---|---|----------------------|---|---|---|-----------|---|---|---|-----------|---|------------------|---|----------------------|---|-----------|---|-----------|
| | | | G/F 地下 | | | | 1/F - 2/F 1樓 - 2樓 | | | | 3/F 3樓 | | | | 5/F 5樓 | | G/F 地下 | | 1/F - 2/F 1樓 - 2樓 | | 3/F 3樓 | | 5/F 5樓 |
| | | | A | B | C | D | A | B | C | D | A | B | C | D | A | B | A | B | A | B | A | B | A |
| Induction cooktop 電磁爐 | Gaggenau | VI232-120 | - | ✓ | ✓ | ✓ | - | ✓ | ✓ | ✓ | - | ✓ | ✓ | ✓ | - | - | - | - | - | - | - | - | - |
| Electric grill 電烤爐 | Gaggenau | VR414-111 | - | - | - | - | - | - | - | - | - | - | - | - | ✓ | ✓ | ✓ | ✓ | ✓ | ✓ | ✓ | ✓ | ✓ |
| Steam oven 蒸爐 | Gaggenau | BSP220-111 | - | - | ✓ | - | - | - | ✓ | - | - | - | ✓ | - | ✓ | ✓ | - | ✓ | - | ✓ | - | ✓ | - |
| | Gaggenau | BSP221-111 | ✓ | ✓ | - | ✓ | ✓ | ✓ | - | ✓ | ✓ | ✓ | - | ✓ | - | - | ✓ | - | ✓ | - | ✓ | - | ✓ |
| Oven 焗爐 | Gaggenau | EB333-111 | ✓ | ✓ | ✓ | ✓ | ✓ | ✓ | ✓ | ✓ | ✓ | ✓ | ✓ | ✓ | ✓ | ✓ | ✓ | ✓ | ✓ | ✓ | ✓ | ✓ | ✓ |
| Fridge 雪櫃 | Gaggenau | RB280-304 | ✓ | ✓ | ✓ | ✓ | ✓ | ✓ | ✓ | ✓ | ✓ | ✓ | ✓ | ✓ | - | ✓ | - | - | - | - | - | - | - |
| | | RC472-304, RF411-304, RA460-013 | - | - | - | - | - | - | - | - | - | - | - | - | ✓ | ✓ | ✓ | ✓ | ✓ | ✓ | ✓ | ✓ | ✓ |
| | | RC200-300 | - | - | - | - | - | - | - | - | - | - | - | - | - | - | - | - | - | - | - | - | ✓ |
| | | RF200-300 | - | - | - | - | - | - | - | - | - | - | - | - | - | - | - | - | - | - | - | - | ✓ |
| | | RT200-300 | - | - | - | - | - | - | - | - | - | - | - | - | - | - | - | - | - | - | - | - | ✓ |
| Wine cellar 酒櫃 | Gaggenau | RW404-261 | ✓ | ✓ | ✓ | ✓ | ✓ | ✓ | ✓ | ✓ | ✓ | ✓ | ✓ | ✓ | ✓ | - | ✓ | - | ✓ | - | ✓ | - | ✓ |
| | Gaggenau | RW466-364 | - | - | - | - | - | - | - | - | - | - | - | - | - | ✓ | - | ✓ | - | ✓ | - | ✓ | ✓ |
| | | Vinvautz | VZ28BDBU-L | - | - | - | - | - | - | - | - | - | - | - | - | - | - | - | - | - | - | - | - |
| Built-in dishwasher 嵌入式洗碗碟機 | Gaggenau | DF210-100 | ✓ | ✓ | ✓ | ✓ | ✓ | ✓ | ✓ | ✓ | ✓ | ✓ | ✓ | ✓ | ✓ | ✓ | ✓ | ✓ | ✓ | ✓ | ✓ | ✓ | ✓ |
| Full-Integrated washer dryer 洗衣乾衣機 | Gaggenau | WD200-140 | ✓ | ✓ | ✓ | ✓ | ✓ | ✓ | ✓ | ✓ | ✓ | ✓ | ✓ | ✓ | - | - | - | - | - | - | - | - | - |
| Washing machine 洗衣機 | Gaggenau | WM260-164 | - | - | - | - | - | - | - | - | - | - | - | - | ✓ | ✓ | ✓ | ✓ | ✓ | ✓ | ✓ | ✓ | ✓ |
| Tumble dryer 乾衣機 | Gaggenau | WT260-110 | - | - | - | - | - | - | - | - | - | - | - | - | ✓ | ✓ | ✓ | ✓ | ✓ | ✓ | ✓ | ✓ | ✓ |
| Accessory for washer and dryer 洗衣機及乾衣機疊放配件 | Gaggenau | WA027-400 | - | - | - | - | - | - | - | - | - | - | - | - | - | ✓ | ✓ | ✓ | ✓ | - | ✓ | - | ✓ |
| Plate warmer 暖碟機 | Gaggenau | WSP221-110 | - | - | - | - | - | - | - | - | - | - | - | - | - | - | - | - | - | - | - | - | ✓ |
| Connection strip for hobs 台面爐連接配件 | Gaggenau | VA420-010 | - | - | - | - | - | - | - | - | - | - | - | - | - | - | - | ✓ | - | ✓ | - | ✓ | ✓ |
| Smart Pop Up socket 隱藏式自動升降電源插頭 | EuroPlus | BS-04A-GY | - | - | - | - | - | - | - | - | - | - | - | - | - | - | ✓ | ✓ | ✓ | ✓ | ✓ | ✓ | ✓ |
| Smart Pop Up socket 隱藏式自動升降電源插頭 | EuroPlus | BS-04A-WH | - | - | - | - | - | - | - | - | - | - | - | - | ✓ | - | - | - | - | - | - | - | - |

Notes:

1. “✓” as shown in the above table denotes such appliances(s) is/are provided and/or installed in the residential unit.
2. The symbol “-” as shown in the above table denotes “not provided” or “not applicable”.
3. The Vendor undertakes that if lifts or appliances of the specified brand name or model number are not installed in the Development, lifts or appliances of comparable quality will be installed.
4. Some appliances are installed in the outdoor area (garden / flat roof / roof if applicable).

備註:

1. 上表 “✓” 代表此設備於該住宅單位內提供及/或安裝。
2. 上表 “-” 代表不提供或不適用。
3. 賣方承諾如發展項目人沒有安裝指明的品牌或產品型號的升降機或設備，便會安裝品質相若的升降機或設備。
4. 部份設備安裝於室外位置 (花園 / 平台 / 天台如適用)。

Appliances Schedule
設備說明表

| Appliance 設備 | Brand Name 品牌名稱 | Model No. 產品型號 | Tower 17 第17座 | | | | | | | | | | | | Tower 18 第18座 | | | | | | | | | |
|--|-----------------------------|-----------------------------------|------------------|---|---|---|----------------------|---|---|---|-----------|---|---|---|------------------|---|-----------|---|----------------------|---|-----------|---|-----------|---|
| | | | G/F 地下 | | | | 1/F - 2/F 1樓 - 2樓 | | | | 3/F 3樓 | | | | 5/F 5樓 | | G/F 地下 | | 1/F - 2/F 1樓 - 2樓 | | 3/F 3樓 | | 5/F 5樓 | |
| | | | A | B | C | D | A | B | C | D | A | B | C | D | A | B | A | B | A | B | A | B | A | B |
| Home wifi router 家用無線網絡路由器 | Legrand | NB6061-PR1KB | ✓ | ✓ | ✓ | ✓ | ✓ | ✓ | ✓ | ✓ | ✓ | ✓ | ✓ | ✓ | ✓ | ✓ | ✓ | ✓ | ✓ | ✓ | ✓ | ✓ | ✓ | ✓ |
| Power strip 接線板 | BACHMANN | Elevator 928.021 | - | - | - | - | - | - | - | - | - | - | - | - | - | - | - | - | - | - | - | - | - | ✓ |
| Instantaneous electric water heater 即熱式電熱水爐 | Stibel eltron 斯寶亞創 | DHB-E 18/21/24 LCD | ✓ | ✓ | ✓ | ✓ | ✓ | ✓ | ✓ | ✓ | ✓ | ✓ | ✓ | ✓ | ✓ | ✓ | ✓ | ✓ | ✓ | ✓ | ✓ | ✓ | ✓ | ✓ |
| | | DHC 6 EL | - | ✓ | ✓ | - | - | ✓ | - | - | - | ✓ | - | - | ✓ | ✓ | ✓ | ✓ | ✓ | ✓ | ✓ | ✓ | ✓ | ✓ |
| Gas water heater 煤氣熱水爐 | TGC | TSTW220TFQL | ✓ | ✓ | ✓ | ✓ | ✓ | ✓ | ✓ | ✓ | ✓ | ✓ | ✓ | ✓ | ✓ | ✓ | ✓ | ✓ | ✓ | ✓ | ✓ | - | ✓ | |
| Thermo ventilator 浴室寶 | Mitsubishi Electric 三菱電機 | V-251BZ-HK | ✓ | ✓ | ✓ | ✓ | ✓ | ✓ | ✓ | ✓ | ✓ | ✓ | ✓ | ✓ | ✓ | ✓ | ✓ | ✓ | ✓ | ✓ | ✓ | ✓ | ✓ | ✓ |
| Towel warmer 暖毛巾架 | VOLA | T39EL/4/27 | - | ✓ | - | ✓ | - | ✓ | - | ✓ | - | ✓ | - | ✓ | - | - | - | - | - | - | - | - | - | - |
| | | T39EL/4-70 | - | - | - | - | - | - | - | - | - | - | - | - | ✓ | ✓ | ✓ | ✓ | ✓ | ✓ | ✓ | ✓ | ✓ | ✓ |
| Outdoor burner 戶外燒烤爐 | Weber | Genesis II S-455 GBS Gas Grill | - | - | - | - | - | - | - | - | - | - | - | - | ✓ | ✓ | - | - | - | - | - | - | ✓ | |

Notes:

1. “✓” as shown in the above table denotes such appliances(s) is/are provided and/or installed in the residential unit.
2. The symbol “-” as shown in the above table denotes “not provided” or “not applicable”.
3. The Vendor undertakes that if lifts or appliances of the specified brand name or model number are not installed in the Development, lifts or appliances of comparable quality will be installed.
4. Some appliances are installed in the outdoor area (garden / flat roof / roof if applicable).

備註:

1. 上表 “✓” 代表此設備於該住宅單位內提供及/ 或安裝。
2. 上表 “-” 代表不提供或不適用。
3. 賣方承諾如發展項目人沒有安裝指明的品牌或產品型號的升降機或設備，便會安裝品質相若的升降機或設備。
4. 部份設備安裝於室外位置 (花園 / 平台 / 天台如適用)。

FITTINGS, FINISHES AND APPLIANCES
裝置、裝修物料及設備

Appliances Schedule
設備說明表

| Appliance 設備 | Brand Name 品牌名稱 | Model No. 產品型號 | Tower 6 第6座 |
|---|-----------------------------|---------------------------------------|----------------|
| | | | 5/F 5樓 |
| | | | B |
| VRV air-conditioning (indoor unit) 可變冷媒流量冷氣機(室內機) | Mitsubishi Electric 三菱電機 | PEFY-P40VMA-E | ✓ |
| | | PEFY-P40VMS-E | ✓ |
| | | PEFY-P50VMS-E | ✓ |
| | | PKFY-P40VLM-E | ✓ |
| | | PKFY-P20VBM-E | ✓ |
| VRV air-conditioning (outdoor unit) 可變冷媒流量冷氣機(室外機) | Mitsubishi Electric 三菱電機 | PUHY-P250YKD(-BS) | ✓ |
| | | PUHY-P300YKD(-BS) | ✓ |
| Video door phone 視像對講機 | Legrand | 697111 | ✓ |
| Home wifi router 家用無線網絡路由器 | Legrand | NB6061-PR1KB | ✓ |
| Exhaust ventilation fan 抽氣扇 | Panasonic 樂聲 | FV-04NU1H | ✓ |
| | | FV-05NU1H | ✓ |
| Cooker hood 抽油煙機 | Gaggenau | AW442-120, AR400-143, AD442-012 | ✓ |
| Gas cooktop 氣體煮食爐 | Gaggenau | VG415-311SG | ✓ |
| | | VG425-311SG | ✓ |
| Electric grill 電烤爐 | Gaggenau | VR414-111 | ✓ |
| Steam oven 蒸爐 | Gaggenau | BSP220-111 | ✓ |
| Oven 焗爐 | Gaggenau | EB333-111 | ✓ |
| Fridge 雪櫃 | Gaggenau | RC472-304, RF411-304, RA460-013 | ✓ |
| Wine cellar 酒櫃 | Gaggenau | RW404-261 | ✓ |
| Built-in dishwasher 嵌入式洗碗碟機 | Gaggenau | DF210-100 | ✓ |

| Appliance 設備 | Brand Name 品牌名稱 | Model No. 產品型號 | Tower 6 第6座 |
|--|-----------------------|-------------------------------------|----------------|
| | | | 5/F 5樓 |
| | | | B |
| Washing machine 洗衣機 | Gaggenau | WM260-164 | ✓ |
| Tumble dryer 乾衣機 | Gaggenau | WT260-110 | ✓ |
| Smart pop up socket 隱藏式自動升降電源插頭 | S-Box | SB-PS-CHAM-MINI | ✓ |
| Instantaneous electric water heater 即熱式電熱水爐 | Stibel eltron 斯寶亞創 | DHB-E 18/21/24 LCD | ✓ |
| | | DHC 6 EL | ✓ |
| Thermo ventilator 浴室寶 | Kohler | K-77315T-MZ | ✓ |
| | | K-77316T-MZ | ✓ |
| Electric fireplace 電壁爐 | BB Fires | 3D970LH | ✓ |
| Built-in safe 嵌入式保險箱 | Yale | YSEB200 | ✓ |
| Cosmetic cooler 化妝品冷凍櫃 | Mobicool | MBF20PS 20L | ✓ |
| Turntable 黑膠唱盤 | Vertere | Vertere DG-1 | ✓ |
| Integrated amplifier 擴音機 | Naim Audio | Supernait 3 Integrated amplifier | ✓ |
| Speaker 揚聲器 | KEF | LS50 Meta | ✓ |
| Outdoor oven 戶外焗爐 | Morso | MORSØ FORNO OUTDOOR OVEN | ✓ |
| Outdoor burner 戶外燒烤爐 | Cadac | 982241-40 | ✓ |
| Outdoor firetable 戶外火爐檯 | Harbour | Fire-01C | ✓ |
| Outdoor fridge 戶外冰箱 | Blastcool | XP2-870-SD | ✓ |

Notes:

1. “✓” as shown in the above table denotes such appliances(s) is/are provided and/or installed in the residential unit.
2. The symbol “-” as shown in the above table denotes “not provided” or “not applicable”.
3. The Vendor undertakes that if lifts or appliances of the specified brand name or model number are not installed in the Development, lifts or appliances of comparable quality will be installed.
4. Some appliances are installed in the outdoor area (garden / flat roof / roof if applicable).

備註:

1. 上表 “✓” 代表此設備於該住宅單位內提供及/ 或安裝。
2. 上表 “-” 代表不提供或不適用。
3. 賣方承諾如發展項目人沒有安裝指明的品牌或產品型號的升降機或設備，便會安裝品質相若的升降機或設備。
4. 部份設備安裝於室外位置 (花園 / 平台 / 天台如適用)。

Schedule of Mechanical & Electrical Provisions of Residential Units
住宅單位機電裝置數量說明表

| Location 位置 | Description 描述 | | Lucca Avenue 林海徑 | | | | | | | | | | |
|--|---------------------------------------|---|---|----|----|----|----|----|----|----|----|----|--|
| | Exposed Type 外露型 | Non-Exposed Type 非外露型 | 1 | 2 | 3 | 5 | 6 | 7 | 8 | 9 | 10 | 11 | |
| Living room / Dining room / Family dining room / Foyer / Staircase 客廳 / 飯廳 / 家庭偏 廳 / 門廳 / 樓梯 | 13A Single Socket Outlet 13A 單位電插座 | | 6 | 1 | 3 | 3 | 3 | 3 | 3 | 3 | 3 | 3 | |
| | 13A Twin Socket Outlet 13A 雙位電插座 | | 6 | 3 | 4 | 4 | 4 | 4 | 4 | 4 | 4 | 4 | |
| | | 13A Single Socket Outlet 13A 單位電插座 | - | 1 | 2 | 2 | 2 | 2 | 2 | 2 | 2 | 2 | |
| | | 13A Single Socket Outlet (Wine Cellar) 13A 單位電插座(酒櫃) | 2 | - | - | - | - | - | - | - | - | - | |
| | | 13A Single Socket Outlet (Cabinet Light) 13A 單位電插座(櫃燈) | - | - | 1 | 1 | 1 | 1 | 1 | 1 | 1 | 1 | |
| | | 13A Twin Socket Outlet with Floor Box 13A 雙位電插座連地箱 | 7 | - | - | - | - | - | - | - | - | - | |
| | | TV / FM Outlet 電視 / 電台天線插座 | 2 | 1 | 2 | 2 | 2 | 2 | 2 | 2 | 2 | 2 | |
| | | Telephone Outlet 電話插座 | 3 | - | 2 | 2 | 2 | 2 | 2 | 2 | 2 | 2 | |
| | | Data Point 網路位 | 2 | 1 | 2 | 2 | 2 | 2 | 2 | 2 | 2 | 2 | |
| | | | Data Point 網路位 | - | - | 1 | 1 | 1 | 1 | 1 | 1 | 1 | |
| | | | Fused Spur Unit (Ventilation Fan) 接線蘇(抽氣扇) | - | - | 1 | 1 | 1 | 1 | 1 | 1 | 1 | |
| | | | Fused Spur Unit (Air Conditioner) 接線蘇(冷氣機) | 10 | 4 | 4 | 4 | 4 | 4 | 4 | 4 | 4 | |
| | | | Fused Spur Unit (Curtain) 接線蘇(窗簾) | 5 | - | - | - | - | - | - | - | - | |
| | | | Fused Spur Unit (Cabinet Light) 接線蘇(櫃燈) | - | - | 1 | 1 | 1 | 1 | 1 | 1 | 1 | |
| | | Double Pole Switch (Water Heater) 開關掣(熱水爐) | | 1 | - | - | - | - | - | - | - | - | |
| | | Double Pole Switch (Water Heater) 開關掣 | | 1 | - | - | - | - | - | - | - | - | |
| | | Motion Sensor 運動傳感器 | | 2 | - | - | - | - | - | - | - | - | |
| | | Video Door Phone 視像對講機 | | - | - | 1 | 1 | 1 | 1 | 1 | 1 | 1 | |
| | | | Door Contactor 大門接觸器 | 1 | - | - | - | - | - | - | - | - | |
| | | Air Conditioner Thermostat 冷氣機溫度調節器 | | 10 | - | 5 | 5 | 5 | 5 | 5 | 5 | 5 | |
| | | Air Conditioner Thermostat 冷氣機溫度調節器 | - | 5 | - | - | - | - | - | - | - | | |
| | Lighting Point 燈位 | | 128 | 24 | 43 | 43 | 43 | 43 | 43 | 43 | 43 | | |
| | Lighting Switch 燈掣 | | 10 | 5 | 11 | 11 | 11 | 11 | 11 | 11 | 11 | | |

Notes:

- “1, 2,” as shown in the above table denotes the quantity of such provision(s) provided in the residential unit.
- The symbol “-” as shown in the above table denotes “not provided” or “not applicable”.
- The quantity of the lighting switch(es) shown in the schedule denotes the quantity of switch faceplates(s).

備註:

- 上表 “1, 2,” 代表此設備於該住宅單位內提供的裝置數量。
- 上表 “-” 代表不提供或不適用。
- 說明表所顯示的燈掣數量是表示燈掣面板的數量。

FITTINGS, FINISHES AND APPLIANCES
裝置、裝修物料及設備

Schedule of Mechanical & Electrical Provisions of Residential Units
住宅單位機電裝置數量說明表

| Location 位置 | Description 描述 | | Lucca Avenue 林海徑 | | | | | | | | | | |
|---|---------------------------------------|--|---------------------|----|----|----|----|----|----|----|----|----|---|
| | Exposed Type 外露型 | Non-Exposed Type 非外露型 | 1 | 2 | 3 | 5 | 6 | 7 | 8 | 9 | 10 | 11 | |
| Corridor / Lift lobby (except lift lobby on basement) 走廊 / 升降機大堂 (地庫升降機大堂除外) | 13A Single Socket Outlet 13A 單位電插座 | | 6 | 1 | 3 | 3 | 3 | 3 | 3 | 3 | 3 | 3 | |
| | 13A Twin Socket Outlet 13A 雙位電插座 | | - | - | 1 | 1 | 1 | 1 | 1 | 1 | 1 | 1 | |
| | | 13A Single Socket Outlet (Refrigerator) 13A 單位電插座(雪櫃) | 1 | - | - | - | - | - | - | - | - | - | - |
| | | 13A Single Socket Outlet (Wine Cellar) 13A 單位電插座(酒櫃) | 1 | - | - | - | - | - | - | - | - | - | - |
| | | TV / FM Outlet 電視 / 電台天線插座 | - | - | 1 | 1 | 1 | 1 | 1 | 1 | 1 | 1 | 1 |
| | | Telephone Outlet 電話插座 | 1 | - | - | - | - | - | - | - | - | - | - |
| | | Data Point 網路位 | - | - | 1 | 1 | 1 | 1 | 1 | 1 | 1 | 1 | 1 |
| | | Data Point 網路位 | - | 1 | 2 | 2 | 2 | 2 | 2 | 2 | 2 | 2 | 2 |
| | | Fused Spur Unit (Door Control Panel) 接線蘇(門控制面板) | - | - | 1 | 1 | 1 | 1 | 1 | 1 | 1 | 1 | 1 |
| | | Fused Spur Unit (Air Conditioner) 接線蘇(冷氣機) | 4 | - | 3 | 3 | 3 | 3 | 3 | 3 | 3 | 3 | 3 |
| | | Isolating Switch (Lift) 開關掣(升降機) | 1 | 1 | 1 | 1 | 1 | 1 | 1 | 1 | 1 | 1 | 1 |
| | | Double Pole Switch (Ventilation Fan) 開關掣(抽氣扇) | 1 | - | 2 | 2 | 2 | 2 | 2 | 2 | 2 | 2 | 2 |
| | | Door Control Panel 門控制面板 | - | - | 1 | 1 | 1 | 1 | 1 | 1 | 1 | 1 | 1 |
| | | Motion Sensor 運動傳感器 | 3 | - | - | - | - | - | - | - | - | - | - |
| | | Door Contactor 大門接觸器 | - | - | 1 | 1 | 1 | 1 | 1 | 1 | 1 | 1 | 1 |
| | | Air Conditioner Thermostat 冷氣機溫度調節器 | 2 | 2 | 2 | 2 | 2 | 2 | 2 | 2 | 2 | 2 | 2 |
| | | Video Door Phone 視像對講機 | - | 1 | 1 | 1 | 1 | 1 | 1 | 1 | 1 | 1 | 1 |
| | Lighting Point 燈位 | 43 | 9 | 18 | 18 | 18 | 18 | 18 | 18 | 18 | 18 | 18 | |
| | Lighting Switch 燈掣 | 5 | 6 | 4 | 4 | 4 | 4 | 4 | 4 | 4 | 4 | 4 | |

Notes:

- “1, 2,” as shown in the above table denotes the quantity of such provision(s) provided in the residential unit.
- The symbol “-” as shown in the above table denotes “not provided” or “not applicable”.
- The quantity of the lighting switch(es) shown in the schedule denotes the quantity of switch faceplates(s).

備註:

- 上表 “1, 2,” 代表此設備於該住宅單位內提供的裝置數量。
- 上表 “-” 代表不提供或不適用。
- 說明表所顯示的燈掣數量是表示燈掣面板的數量。

Schedule of Mechanical & Electrical Provisions of Residential Units
住宅單位機電裝置數量說明表

| Location 位置 | Description 描述 | | Lucca Avenue 林海徑 | | | | | | | | | | |
|--|---------------------------------------|--|---------------------|---|---|---|---|---|---|---|----|----|--|
| | Exposed Type 外露型 | Non-Exposed Type 非外露型 | 1 | 2 | 3 | 5 | 6 | 7 | 8 | 9 | 10 | 11 | |
| Banquet 宴會廳 | 13A Single Socket Outlet 13A 單位電插座 | | 3 | - | - | - | - | - | - | - | - | - | |
| | | 13A Single Socket Outlet with Floor Box 13A 單位電插座連地箱 | 2 | - | - | - | - | - | - | - | - | - | |
| | | Fused Spur Unit (Ventilation Fan) 接線蘇(抽氣扇) | 1 | - | - | - | - | - | - | - | - | - | |
| | | Fused Spur Unit (Air Conditioner) 接線蘇(冷氣機) | 2 | - | - | - | - | - | - | - | - | - | |
| | | Fused Spur Unit (Curtain) 接線蘇(窗簾) | 1 | - | - | - | - | - | - | - | - | - | |
| | | Double Pole Switch (Ventilation Fan) 開關掣(抽氣扇) | 2 | - | - | - | - | - | - | - | - | - | |
| | | Double Pole Switch (Water Heater) 開關掣(熱水爐) | 1 | - | - | - | - | - | - | - | - | - | |
| | | Air Conditioner Thermostat 冷氣機溫度調節器 | 2 | - | - | - | - | - | - | - | - | - | |
| | | Lighting Point 燈位 | 16 | - | - | - | - | - | - | - | - | - | |
| | | Lighting Switch 燈掣 | 3 | - | - | - | - | - | - | - | - | - | |
| Powder room inside banquet 宴會廳內化妝間 | | 13A Single Socket Outlet (With USB Port) 13A 單位電插座(附有USB接口) | 1 | - | - | - | - | - | - | - | - | - | |
| | | Fused Spur Unit (Ventilation Fan) 接線蘇(抽氣扇) | 1 | - | - | - | - | - | - | - | - | - | |
| | | Fused Spur Unit (Floor Heating System) 接線蘇(地熱系統) | 1 | - | - | - | - | - | - | - | - | - | |
| | | Fused Spur Unit (Toilet Automatic Flush) 接線蘇(廁所自動沖廁) | 1 | - | - | - | - | - | - | - | - | - | |
| | | Double Pole Switch (Thermo Ventilator) 開關掣(浴室寶) | 1 | - | - | - | - | - | - | - | - | - | |
| | | Lighting Point 燈位 | 10 | - | - | - | - | - | - | - | - | - | |
| Kitchen 廚房 | 13A Single Socket Outlet 13A 單位電插座 | | - | 1 | 1 | 1 | 1 | 1 | 1 | 1 | 1 | 1 | |
| | 13A Twin Socket Outlet 13A 雙位電插座 | | 3 | 3 | 2 | 2 | 2 | 2 | 2 | 2 | 2 | 2 | |
| | | 13A Single Socket Outlet (Refrigerator) 13A 單位電插座(雪櫃) | 4 | 2 | 3 | 3 | 3 | 3 | 3 | 3 | 3 | 3 | |
| | | 13A Single Socket Outlet (Dishwasher) 13A 單位電插座(洗碗碟機) | 1 | 1 | 1 | 1 | 1 | 1 | 1 | 1 | 1 | 1 | |
| | | 13A Single Socket Outlet (Wine Cellar) 13A 單位電插座(酒櫃) | - | - | 1 | 1 | 1 | 1 | 1 | 1 | 1 | 1 | |

Notes:

- “1, 2, ……” as shown in the above table denotes the quantity of such provision(s) provided in the residential unit.
- The symbol “-” as shown in the above table denotes “not provided” or “not applicable”.
- The quantity of the lighting switch(es) shown in the schedule denotes the quantity of switch faceplates(s).

備註:

- 上表 “1, 2, ……” 代表此設備於該住宅單位內提供的裝置數量。
- 上表 “-” 代表不提供或不適用。
- 說明表所顯示的燈掣數量是表示燈掣面板的數量。

FITTINGS, FINISHES AND APPLIANCES
裝置、裝修物料及設備

Schedule of Mechanical & Electrical Provisions of Residential Units
住宅單位機電裝置數量說明表

| Location 位置 | Description 描述 | | Lucca Avenue 林海徑 | | | | | | | | | |
|----------------|---------------------|---|---------------------|---|---|---|---|---|---|---|----|----|
| | Exposed Type 外露型 | Non-Exposed Type 非外露型 | 1 | 2 | 3 | 5 | 6 | 7 | 8 | 9 | 10 | 11 |
| Kitchen 廚房 | | 13A Single Socket Outlet (Steamer) 13A 單位電插座(蒸爐) | - | - | 1 | 1 | 1 | 1 | 1 | 1 | 1 | 1 |
| | | 13A Single Socket Outlet (Cooker Hood) 13A 單位電插座(抽油煙機) | - | 1 | 1 | 1 | 1 | 1 | 1 | 1 | 1 | 1 |
| | | 13A Single Socket Outlet (Gas Cooker) 13A 單位電插座(煤氣爐) | - | 2 | 2 | 2 | 2 | 2 | 2 | 2 | 2 | 2 |
| | | 13A Single Socket Outlet (Cabinet Light) 13A 單位電插座(櫃燈) | 5 | - | 3 | 3 | 3 | 3 | 3 | 3 | 3 | 3 |
| | | 13A Single Socket Outlet (Warmer Drawer) 13A 單位電插座(暖碟櫃) | 2 | 1 | 1 | 1 | 1 | 1 | 1 | 1 | 1 | 1 |
| | | 13A Single Socket Outlet (Vacuuming Drawer) 13A 單位電插座(真空暖碟櫃) | 1 | - | - | - | - | - | - | - | - | - |
| | | 13A Single Socket Outlet (Induction Type Hob) 13A 單位電插座(電磁爐) | 1 | - | - | - | - | - | - | - | - | - |
| | | 13A Single Socket Outlet (Coffee Machine) 13A 單位電插座(咖啡機) | 1 | - | - | - | - | - | - | - | - | - |
| | | 13A Twin Socket Outlet (Cabinet Light) 13A 雙位電插座(櫃燈) | - | 1 | - | - | - | - | - | - | - | - |
| | | 13A Twin Socket Outlet (Refrigerator) 13A 雙位電插座(雪櫃) | - | 2 | - | - | - | - | - | - | - | - |
| | | 13A Twin Socket Outlet (Cooker Hood) 13A 雙位電插座(抽油煙機) | 1 | - | - | - | - | - | - | - | - | - |
| | | Fused Spur Unit (Cabinet Light) 接線蘇(櫃燈) | - | - | 3 | 3 | 3 | 3 | 3 | 3 | 3 | 3 |
| | | Fused Spur Unit (Ventilation Fan) 接線蘇(抽氣扇) | 1 | 1 | 1 | 1 | 1 | 1 | 1 | 1 | 1 | 1 |
| | | Fused Spur Unit (Air Conditioner) 接線蘇(冷氣機) | 1 | 2 | 2 | 2 | 2 | 2 | 2 | 2 | 2 | 2 |
| | | Fused Spur Unit (Gas Water Heater) 接線蘇(煤氣熱水爐) | - | 1 | 1 | 1 | 1 | 1 | 1 | 1 | 1 | 1 |
| | | Connection Unit (Oven) 接線蘇(焗爐) | 1 | 1 | 1 | 1 | 1 | 1 | 1 | 1 | 1 | 1 |
| | | Connection Unit (Induction Type Hob) 接線蘇(電磁爐) | - | 1 | 1 | 1 | 1 | 1 | 1 | 1 | 1 | 1 |
| | | Connection Unit (Steamer) 接線蘇(蒸爐) | 1 | 1 | - | - | - | - | - | - | - | - |
| | | Connection Unit (Gas Wok) 接線蘇(煤氣炒鍋) | 1 | - | - | - | - | - | - | - | - | - |
| | | Double Pole Switch (Oven) 開關掣(焗爐) | - | - | 1 | 1 | 1 | 1 | 1 | 1 | 1 | 1 |

Notes:

- “1, 2,” as shown in the above table denotes the quantity of such provision(s) provided in the residential unit.
- The symbol “-” as shown in the above table denotes “not provided” or “not applicable”.
- The quantity of the lighting switch(es) shown in the schedule denotes the quantity of switch faceplates(s).

備註:

- 上表 “1, 2,” 代表此設備於該住宅單位內提供的裝置數量。
- 上表 “-” 代表不提供或不適用。
- 說明表所顯示的燈掣數量是表示燈掣面板的數量。

Schedule of Mechanical & Electrical Provisions of Residential Units
住宅單位機電裝置數量說明表

| Location 位置 | Description 描述 | | Lucca Avenue 林海徑 | | | | | | | | | | |
|----------------|---------------------|---|---------------------|---|---|---|---|---|---|---|----|----|---|
| | Exposed Type 外露型 | Non-Exposed Type 非外露型 | 1 | 2 | 3 | 5 | 6 | 7 | 8 | 9 | 10 | 11 | |
| Kitchen 廚房 | | Double Pole Switch (Induction Type Hob) 開關掣(電磁爐) | - | - | 1 | 1 | 1 | 1 | 1 | 1 | 1 | 1 | 1 |
| | | Isolating Switch (Electric Water Heater) 開關掣(電熱水爐) | 1 | - | 1 | 1 | 1 | 1 | 1 | 1 | 1 | 1 | 1 |
| | | Data Point 網路位 | - | - | 1 | 1 | 1 | 1 | 1 | 1 | 1 | 1 | 1 |
| | | Double Pole Switch (Oven) 開關掣(焗爐) | 1 | 1 | - | - | - | - | - | - | - | - | - |
| | | Double Pole Switch (Induction Type Hob) 開關掣(電磁爐) | - | 1 | - | - | - | - | - | - | - | - | - |
| | | Double Pole Switch (Ventilation Fan) 開關掣(抽氣扇) | 1 | 1 | - | - | - | - | - | - | - | - | - |
| | | Double Pole Switch (Steamer) 開關掣(蒸爐) | - | 1 | - | - | - | - | - | - | - | - | - |
| | | Double Pole Switch (Cabinet Light) 開關掣(櫃燈) | - | 1 | - | - | - | - | - | - | - | - | - |
| | | Double Pole Switch (Water Heater) 開關掣(熱水爐) | 1 | - | - | - | - | - | - | - | - | - | - |
| | | Air Conditioner Thermostat 冷氣機溫度調節器 | 1 | 1 | 2 | 2 | 2 | 2 | 2 | 2 | 2 | 2 | 2 |
| | | Gas Water Heater Temperature Switch 煤氣熱水爐溫度掣 | - | 1 | 1 | 1 | 1 | 1 | 1 | 1 | 1 | 1 | 1 |
| | | Lighting Point 燈位 | 16 | 8 | 8 | 8 | 8 | 8 | 8 | 8 | 8 | 8 | 8 |
| | | Lighting Switch 燈掣 | 2 | - | 3 | 3 | 3 | 3 | 3 | 3 | 3 | 3 | 3 |
| Cloak 衣帽室 | | 13A Single Socket Outlet 13A 單位電插座 | - | 1 | - | - | - | - | - | - | - | - | |
| | | Fused Spur Unit (Air Conditioner) 接線蘇(冷氣機) | - | - | 1 | 1 | 1 | 1 | 1 | 1 | 1 | 1 | |
| | | Double Pole Switch (Ventilation Fan) 開關掣(抽氣扇) | - | 1 | 1 | 1 | 1 | 1 | 1 | 1 | 1 | 1 | |
| | | Double Pole Switch (Water Heater) 開關掣(熱水爐) | - | 1 | 1 | 1 | 1 | 1 | 1 | 1 | 1 | 1 | |
| | | Air Conditioner Thermostat 冷氣機溫度調節器 | - | 6 | - | - | - | - | - | - | - | - | |
| | | Lighting Point 燈位 | - | 1 | 2 | 2 | 2 | 2 | 2 | 2 | 2 | 2 | |
| | | Lighting Switch 燈掣 | - | 1 | 1 | 1 | 1 | 1 | 1 | 1 | 1 | 1 | |
| | | Fire Hose Reel (Break Glass Unit & Alarm Bell) 消防喉鞭(消防掣手 & 警鐘) | - | - | 1 | 1 | 1 | 1 | 1 | 1 | 1 | 1 | 1 |

Notes:

- “1, 2,” as shown in the above table denotes the quantity of such provision(s) provided in the residential unit.
- The symbol “-” as shown in the above table denotes “not provided” or “not applicable”.
- The quantity of the lighting switch(es) shown in the schedule denotes the quantity of switch faceplates(s).

備註:

- 上表 “1, 2,” 代表此設備於該住宅單位內提供的裝置數量。
- 上表 “-” 代表不提供或不適用。
- 說明表所顯示的燈掣數量是表示燈掣面板的數量。

FITTINGS, FINISHES AND APPLIANCES
裝置、裝修物料及設備

Schedule of Mechanical & Electrical Provisions of Residential Units
住宅單位機電裝置數量說明表

| Location 位置 | Description 描述 | | Lucca Avenue 林海徑 | | | | | | | | | | |
|-------------------------|---------------------------------------|---|--|---|---|---|---|---|---|---|----|----|---|
| | Exposed Type 外露型 | Non-Exposed Type 非外露型 | 1 | 2 | 3 | 5 | 6 | 7 | 8 | 9 | 10 | 11 | |
| Utility room 1 工作間 1 | 13A Single Socket Outlet 13A 單位電插座 | | - | 2 | - | - | - | - | - | - | - | - | - |
| | 13A Twin Socket Outlet 13A 雙位電插座 | | - | - | 1 | 1 | 1 | 1 | 1 | 1 | 1 | 1 | 1 |
| | | 13A Twin Socket Outlet 13A 雙位電插座 | 1 | - | - | - | - | - | - | - | - | - | - |
| | | 13A Single Socket Outlet (Washer) 13A 單位電插座(洗衣機) | - | 1 | - | - | - | - | - | - | - | - | - |
| | | 13A Single Socket Outlet (Dryer) 13A 單位電插座(乾衣機) | - | 1 | - | - | - | - | - | - | - | - | - |
| | | Fused Spur Unit (Ventilation Fan) 接線蘇(抽氣扇) | 1 | 1 | - | - | - | - | - | - | - | - | - |
| | | Fused Spur Unit (Air Conditioner) 接線蘇(冷氣機) | 1 | - | 1 | 1 | 1 | 1 | 1 | 1 | 1 | 1 | 1 |
| | | Isolating Switch (Electric Water Heater) 開關掣(電熱水爐) | 1 | - | - | - | - | - | - | - | - | - | - |
| | | Double Pole Switch (Ventilation Fan) 開關掣(抽氣扇) | 1 | 1 | 1 | 1 | 1 | 1 | 1 | 1 | 1 | 1 | 1 |
| | | Double Pole Switch (Water Heater) 開關掣(熱水爐) | 1 | - | - | - | - | - | - | - | - | - | - |
| | | Alarm Bell 警鐘 | - | - | 1 | 1 | 1 | 1 | 1 | 1 | 1 | 1 | 1 |
| | | Breakglass 緊急逃生掣 | - | - | 1 | 1 | 1 | 1 | 1 | 1 | 1 | 1 | 1 |
| | | | Washing Machine Connection Point (Water Inlet & Outlet) 洗衣機接駁點(來水及去水) | 1 | 1 | - | - | - | - | - | - | - | - |
| | | Lighting Point 燈位 | | 2 | 2 | 1 | 1 | 1 | 1 | 1 | 1 | 1 | 1 |
| | Lighting Switch 燈掣 | | 1 | 1 | 2 | 2 | 2 | 2 | 2 | 2 | 2 | 2 | |

Notes:

- “1, 2,” as shown in the above table denotes the quantity of such provision(s) provided in the residential unit.
- The symbol “-” as shown in the above table denotes “not provided” or “not applicable”.
- The quantity of the lighting switch(es) shown in the schedule denotes the quantity of switch faceplates(s).

備註：

- 上表 “1, 2,” 代表此設備於該住宅單位內提供的裝置數量。
- 上表 “-” 代表不提供或不適用。
- 說明表所顯示的燈掣數量是表示燈掣面板的數量。

Schedule of Mechanical & Electrical Provisions of Residential Units
住宅單位機電裝置數量說明表

| Location 位置 | Description 描述 | | Lucca Avenue 林海徑 | | | | | | | | | | |
|---|--|---|---|----|---|---|---|---|---|---|----|----|--|
| | Exposed Type 外露型 | Non-Exposed Type 非外露型 | 1 | 2 | 3 | 5 | 6 | 7 | 8 | 9 | 10 | 11 | |
| Utility room 2 工作間 2 | 13A Single Socket Outlet 13A 單位電插座 | | - | - | 1 | 1 | 1 | 1 | 1 | 1 | 1 | 1 | |
| | 13A Twin Socket Outlet 13A 雙位電插座 | | - | 1 | 1 | 1 | 1 | 1 | 1 | 1 | 1 | 1 | |
| | | 13A Single Socket Outlet (Washer) 13A 單位電插座(洗衣機) | - | - | 1 | 1 | 1 | 1 | 1 | 1 | 1 | 1 | |
| | | 13A Single Socket Outlet (Dryer) 13A 單位電插座(乾衣機) | - | - | 1 | 1 | 1 | 1 | 1 | 1 | 1 | 1 | |
| | | Fused Spur Unit (Ventilation Fan) 接線蘇(抽氣扇) | - | - | 1 | 1 | 1 | 1 | 1 | 1 | 1 | 1 | |
| | | Fused Spur Unit (Air Conditioner) 接線蘇(冷氣機) | - | 1 | - | - | - | - | - | - | - | - | |
| | | Fused Spur Unit (Cabinet Light) 接線蘇(櫃燈) | - | - | 2 | 2 | 2 | 2 | 2 | 2 | 2 | 2 | |
| | | Double Pole Switch (Ventilation Fan) 開關掣(抽氣扇) | - | 1 | 1 | 1 | 1 | 1 | 1 | 1 | 1 | 1 | |
| | | Air Conditioner Thermostat 冷氣機溫度調節器 | - | - | - | - | - | - | - | - | - | - | |
| | | | Washing Machine Connection Point (Water Inlet & Outlet) 洗衣機接駁點(來水及去水) | - | - | 1 | 1 | 1 | 1 | 1 | 1 | 1 | |
| | | Lighting Point 燈位 | | - | 1 | 1 | 1 | 1 | 1 | 1 | 1 | 1 | |
| | | Lighting Switch 燈掣 | | - | 1 | 1 | 1 | 1 | 1 | 1 | 1 | 1 | |
| Dressing room / Family room 衣帽間 / 家庭室 | 13A Single Socket Outlet 13A 單位電插座 | | - | 1 | 2 | 2 | 2 | 2 | 2 | 2 | 2 | 2 | |
| | 13A Twin Socket Outlet 13A 雙位電插座 | | - | 1 | 3 | 3 | 3 | 3 | 3 | 3 | 3 | 3 | |
| | TV / FM Outlet 電視 / 電台天線插座 | | - | 1 | 3 | 3 | 3 | 3 | 3 | 3 | 3 | 3 | |
| | Telephone Outlet 電話插座 | | - | 1 | 2 | 2 | 2 | 2 | 2 | 2 | 2 | 2 | |
| | Data Point 網路位 | | - | 1 | 3 | 3 | 3 | 3 | 3 | 3 | 3 | 3 | |
| | | Fused Spur Unit (Air Conditioner) 接線蘇(冷氣機) | - | 1 | 1 | 1 | 1 | 1 | 1 | 1 | 1 | 1 | |
| | Air Conditioner Thermostat 冷氣機溫度調節器 | | - | 2 | 2 | 2 | 2 | 2 | 2 | 2 | 2 | 2 | |
| | Lighting Point 燈位 | | - | 10 | 4 | 4 | 4 | 4 | 4 | 4 | 4 | 4 | |
| | Lighting Switch 燈掣 | | - | 1 | 2 | 2 | 2 | 2 | 2 | 2 | 2 | 2 | |

Notes:

- “1, 2, ……” as shown in the above table denotes the quantity of such provision(s) provided in the residential unit.
- The symbol “-” as shown in the above table denotes “not provided” or “not applicable”.
- The quantity of the lighting switch(es) shown in the schedule denotes the quantity of switch faceplates(s).

備註:

- 上表 “1, 2, ……” 代表此設備於該住宅單位內提供的裝置數量。
- 上表 “-” 代表不提供或不適用。
- 說明表所顯示的燈掣數量是表示燈掣面板的數量。

FITTINGS, FINISHES AND APPLIANCES
裝置、裝修物料及設備

Schedule of Mechanical & Electrical Provisions of Residential Units
住宅單位機電裝置數量說明表

| Location 位置 | Description 描述 | | Lucca Avenue 林海徑 | | | | | | | | | | |
|--|---------------------------------------|--|---|----|----|----|----|----|----|----|----|----|----|
| | Exposed Type 外露型 | Non-Exposed Type 非外露型 | 1 | 2 | 3 | 5 | 6 | 7 | 8 | 9 | 10 | 11 | |
| Master Bedroom (including closet/ master closet) 主人睡房 (包括衣櫥/ 主人衣櫥) | 13A Single Socket Outlet 13A 單位電插座 | | 3 | 8 | 6 | 6 | 6 | 6 | 6 | 6 | 6 | 6 | |
| | 13A Twin Socket Outlet 13A 雙位電插座 | | 5 | 1 | 5 | 5 | 5 | 5 | 5 | 5 | 5 | 5 | |
| | | 13A Single Socket Outlet 13A 單位電插座 | 6 | - | - | - | - | - | - | - | - | - | - |
| | | 13A Single Socket Outlet (Refrigerator) 13A 單位電插座(雪櫃) | 2 | - | - | - | - | - | - | - | - | - | - |
| | | 13A Twin Socket Outlet with Floor Box 13A 雙位電插座連地箱 | 2 | - | - | - | - | - | - | - | - | - | - |
| | | TV / FM Outlet 電視 / 電台天線插座 | - | 1 | 3 | 3 | 3 | 3 | 3 | 3 | 3 | 3 | 3 |
| | | Data Point 網路位 | - | - | 3 | 3 | 3 | 3 | 3 | 3 | 3 | 3 | 3 |
| | | | Data Point 網路位 | - | - | 1 | 1 | 1 | 1 | 1 | 1 | 1 | 1 |
| | | | Fused Spur Unit (Air Conditioner) 接線蘇(冷氣機) | 4 | 3 | 4 | 4 | 4 | 4 | 4 | 4 | 4 | 4 |
| | | | Isolating Switch (Electric Water Heater) 開關掣(電熱水爐) | 1 | - | - | - | - | - | - | - | - | - |
| | | Double Pole Switch (Ventilation Fan) 開關掣(抽氣扇) | | 1 | - | 1 | 1 | 1 | 1 | 1 | 1 | 1 | 1 |
| | | Double Pole Switch (Water Heater) 開關掣(熱水爐) | | 2 | - | - | - | - | - | - | - | - | - |
| | | Air Conditioner Thermostat 冷氣機溫度調節器 | | 4 | - | 4 | 4 | 4 | 4 | 4 | 4 | 4 | 4 |
| | | | Air Conditioner Thermostat 冷氣機溫度調節器 | - | 5 | - | - | - | - | - | - | - | - |
| | | Lighting Point 燈位 | | 38 | 18 | 13 | 13 | 13 | 13 | 13 | 13 | 13 | 13 |
| | Lighting Switch 燈掣 | | 5 | 3 | 5 | 5 | 5 | 5 | 5 | 5 | 5 | 5 | |

Notes:

- “1, 2,” as shown in the above table denotes the quantity of such provision(s) provided in the residential unit.
- The symbol “-” as shown in the above table denotes “not provided” or “not applicable”.
- The quantity of the lighting switch(es) shown in the schedule denotes the quantity of switch faceplates(s).

備註:

- 上表 “1, 2,” 代表此設備於該住宅單位內提供的裝置數量。
- 上表 “-” 代表不提供或不適用。
- 說明表所顯示的燈掣數量是表示燈掣面板的數量。

Schedule of Mechanical & Electrical Provisions of Residential Units
住宅單位機電裝置數量說明表

| Location 位置 | Description 描述 | | Lucca Avenue 林海徑 | | | | | | | | | | |
|----------------------|--|---|---------------------|---|---|---|---|---|---|---|----|----|--|
| | Exposed Type 外露型 | Non-Exposed Type 非外露型 | 1 | 2 | 3 | 5 | 6 | 7 | 8 | 9 | 10 | 11 | |
| Junior suite 少主人房 | 13A Single Socket Outlet 13A 單位電插座 | | - | 4 | 3 | 3 | 3 | 3 | 3 | 3 | 3 | 3 | |
| | 13A Twin Socket Outlet 13A 雙位電插座 | | - | - | 1 | 1 | 1 | 1 | 1 | 1 | 1 | 1 | |
| | | 13A Single Socket Outlet 13A 單位電插座 | - | - | - | - | - | - | - | - | - | - | |
| | TV / FM Outlet 電視 / 電台天線插座 | | - | 1 | 1 | 1 | 1 | 1 | 1 | 1 | 1 | 1 | |
| | Telephone Outlet 電話插座 | | - | - | - | - | - | - | - | - | - | - | |
| | Data Point 網路位 | | - | 1 | 1 | 1 | 1 | 1 | 1 | 1 | 1 | 1 | |
| | | Fused Spur Unit (Air Conditioner) 接線蘇(冷氣機) | - | 1 | 1 | 1 | 1 | 1 | 1 | 1 | 1 | 1 | |
| | | Fused Spur Unit (Curtain) 接線蘇(窗簾) | - | - | - | - | - | - | - | - | - | - | |
| | Double Pole Switch (Ventilation Fan) 開關掣(抽氣扇) | | - | 1 | 1 | 1 | 1 | 1 | 1 | 1 | 1 | 1 | |
| | Air Conditioner Thermostat 冷氣機溫度調節器 | | - | 1 | 1 | 1 | 1 | 1 | 1 | 1 | 1 | 1 | |
| | Lighting Point 燈位 | | - | 6 | 8 | 8 | 8 | 8 | 8 | 8 | 8 | 8 | |
| | Lighting Switch 燈掣 | | - | 4 | 3 | 3 | 3 | 3 | 3 | 3 | 3 | 3 | |

Notes:

1. "1, 2," as shown in the above table denotes the quantity of such provision(s) provided in the residential unit.
2. The symbol "-" as shown in the above table denotes "not provided" or "not applicable".
3. The quantity of the lighting switch(es) shown in the schedule denotes the quantity of switch faceplates(s).

備註：

1. 上表 "1, 2," 代表此設備於該住宅單位內提供的裝置數量。
2. 上表 "-" 代表不提供或不適用。
3. 說明表所顯示的燈掣數量是表示燈掣面板的數量。

FITTINGS, FINISHES AND APPLIANCES
裝置、裝修物料及設備

Schedule of Mechanical & Electrical Provisions of Residential Units
住宅單位機電裝置數量說明表

| Location 位置 | Description 描述 | | Lucca Avenue 林海徑 | | | | | | | | | | |
|------------------|--|---|---------------------|---|---|---|---|---|---|---|----|----|--|
| | Exposed Type 外露型 | Non-Exposed Type 非外露型 | 1 | 2 | 3 | 5 | 6 | 7 | 8 | 9 | 10 | 11 | |
| Bedroom 1 睡房1 | 13A Single Socket Outlet 13A 單位電插座 | | 2 | 4 | 3 | 3 | 3 | 3 | 3 | 3 | 3 | 3 | |
| | 13A Twin Socket Outlet 13A 雙位電插座 | | 4 | - | 1 | 1 | 1 | 1 | 1 | 1 | 1 | 1 | |
| | | 13A Single Socket Outlet 13A 單位電插座 | 3 | - | - | - | - | - | - | - | - | - | |
| | TV / FM Outlet 電視 / 電台天線插座 | | 1 | 1 | 1 | 1 | 1 | 1 | 1 | 1 | 1 | 1 | |
| | Telephone Outlet 電話插座 | | 1 | - | - | - | - | - | - | - | - | - | |
| | Data Point 網路位 | | 1 | 1 | 1 | 1 | 1 | 1 | 1 | 1 | 1 | 1 | |
| | | Fused Spur Unit (Air Conditioner) 接線蘇(冷氣機) | 3 | 1 | 1 | 1 | 1 | 1 | 1 | 1 | 1 | 1 | |
| | | Fused Spur Unit (Curtain) 接線蘇(窗簾) | 1 | - | - | - | - | - | - | - | - | - | |
| | Double Pole Switch (Ventilation Fan) 開關掣(抽氣扇) | | - | 1 | 1 | 1 | 1 | 1 | 1 | 1 | 1 | 1 | |
| | Air Conditioner Thermostat 冷氣機溫度調節器 | | 3 | 1 | 1 | 1 | 1 | 1 | 1 | 1 | 1 | 1 | |
| | Lighting Point 燈位 | | 21 | 6 | 8 | 8 | 8 | 8 | 8 | 8 | 8 | 8 | |
| | Lighting Switch 燈掣 | | 6 | 4 | 3 | 3 | 3 | 3 | 3 | 3 | 3 | 3 | |

Notes:

- “1, 2,” as shown in the above table denotes the quantity of such provision(s) provided in the residential unit.
- The symbol “-” as shown in the above table denotes “not provided” or “not applicable”.
- The quantity of the lighting switch(es) shown in the schedule denotes the quantity of switch faceplates(s).

備註：

- 上表 “1, 2,” 代表此設備於該住宅單位內提供的裝置數量。
- 上表 “-” 代表不提供或不適用。
- 說明表所顯示的燈掣數量是表示燈掣面板的數量。

Schedule of Mechanical & Electrical Provisions of Residential Units
住宅單位機電裝置數量說明表

| Location 位置 | Description 描述 | | Lucca Avenue 林海徑 | | | | | | | | | | |
|-----------------------|--|---|---------------------|---|---|---|---|---|---|---|----|----|---|
| | Exposed Type 外露型 | Non-Exposed Type 非外露型 | 1 | 2 | 3 | 5 | 6 | 7 | 8 | 9 | 10 | 11 | |
| Bedroom 2 睡房2 | 13A Single Socket Outlet 13A 單位電插座 | | 2 | 4 | 3 | 3 | 3 | 3 | 3 | 3 | 3 | 3 | |
| | 13A Twin Socket Outlet 13A 雙位電插座 | | 3 | 1 | 1 | 1 | 1 | 1 | 1 | 1 | 1 | 1 | |
| | | 13A Single Socket Outlet 13A 單位電插座 | 2 | - | - | - | - | - | - | - | - | - | - |
| | TV / FM Outlet 電視 / 電台天線插座 | | 1 | 1 | 1 | 1 | 1 | 1 | 1 | 1 | 1 | 1 | |
| | Telephone Outlet 電話插座 | | 1 | - | - | - | - | - | - | - | - | - | |
| | Data Point 網路位 | | 1 | 1 | 1 | 1 | 1 | 1 | 1 | 1 | 1 | 1 | |
| | | Fused Spur Unit (Air Conditioner) 接線蘇(冷氣機) | 2 | 1 | 1 | 1 | 1 | 1 | 1 | 1 | 1 | 1 | |
| | | Fused Spur Unit (Curtain) 接線蘇(窗簾) | 1 | - | - | - | - | - | - | - | - | - | |
| | Double Pole Switch (Ventilation Fan) 開關掣(抽氣扇) | | - | 1 | 1 | 1 | 1 | 1 | 1 | 1 | 1 | 1 | |
| | Air Conditioner Thermostat 冷氣機溫度調節器 | | 2 | 1 | 1 | 1 | 1 | 1 | 1 | 1 | 1 | 1 | |
| | Lighting Point 燈位 | | 13 | 7 | 5 | 5 | 5 | 5 | 5 | 5 | 5 | 5 | |
| Lighting Switch 燈掣 | | 6 | 4 | 2 | 2 | 2 | 2 | 2 | 2 | 2 | 2 | | |

Notes:

- “1, 2,” as shown in the above table denotes the quantity of such provision(s) provided in the residential unit.
- The symbol “-” as shown in the above table denotes “not provided” or “not applicable”.
- The quantity of the lighting switch(es) shown in the schedule denotes the quantity of switch faceplates(s).

備註：

- 上表 “1, 2,” 代表此設備於該住宅單位內提供的裝置數量。
- 上表 “-” 代表不提供或不適用。
- 說明表所顯示的燈掣數量是表示燈掣面板的數量。

FITTINGS, FINISHES AND APPLIANCES
裝置、裝修物料及設備

Schedule of Mechanical & Electrical Provisions of Residential Units
住宅單位機電裝置數量說明表

| Location 位置 | Description 描述 | | Lucca Avenue 林海徑 | | | | | | | | | | |
|------------------|--|---|---------------------|---|---|---|---|---|---|---|----|----|--|
| | Exposed Type 外露型 | Non-Exposed Type 非外露型 | 1 | 2 | 3 | 5 | 6 | 7 | 8 | 9 | 10 | 11 | |
| Bedroom 3 睡房3 | 13A Single Socket Outlet 13A 單位電插座 | | 2 | 4 | 3 | 3 | 3 | 3 | 3 | 3 | 3 | 3 | |
| | 13A Twin Socket Outlet 13A 雙位電插座 | | 2 | - | 1 | 1 | 1 | 1 | 1 | 1 | 1 | 1 | |
| | | 13A Single Socket Outlet 13A 單位電插座 | 1 | - | - | - | - | - | - | - | - | - | |
| | TV / FM Outlet 電視 / 電台天線插座 | | - | 1 | 1 | 1 | 1 | 1 | 1 | 1 | 1 | 1 | |
| | Data Point 網路位 | | - | 1 | 1 | 1 | 1 | 1 | 1 | 1 | 1 | 1 | |
| | | Fused Spur Unit (Air Conditioner) 接線蘇(冷氣機) | 2 | 1 | 1 | 1 | 1 | 1 | 1 | 1 | 1 | 1 | |
| | | Fused Spur Unit (Curtain) 接線蘇(窗簾) | 2 | - | - | - | - | - | - | - | - | - | |
| | Double Pole Switch (Ventilation Fan) 開關掣(抽氣扇) | | - | 1 | 1 | 1 | 1 | 1 | 1 | 1 | 1 | 1 | |
| | Air Conditioner Thermostat 冷氣機溫度調節器 | | 2 | 1 | 1 | 1 | 1 | 1 | 1 | 1 | 1 | 1 | |
| | Lighting Point 燈位 | | 10 | 5 | 6 | 6 | 6 | 6 | 6 | 6 | 6 | 6 | |
| | Lighting Switch 燈掣 | | 6 | 4 | 2 | 2 | 2 | 2 | 2 | 2 | 2 | 2 | |

Notes:

- “1, 2,” as shown in the above table denotes the quantity of such provision(s) provided in the residential unit.
- The symbol “-” as shown in the above table denotes “not provided” or “not applicable”.
- The quantity of the lighting switch(es) shown in the schedule denotes the quantity of switch faceplates(s).

備註：

- 上表 “1, 2,” 代表此設備於該住宅單位內提供的裝置數量。
- 上表 “-” 代表不提供或不適用。
- 說明表所顯示的燈掣數量是表示燈掣面板的數量。

Schedule of Mechanical & Electrical Provisions of Residential Units
住宅單位機電裝置數量說明表

| Location 位置 | Description 描述 | | Lucca Avenue 林海徑 | | | | | | | | | | |
|-------------------------|---------------------------------------|--|---------------------|----|---|---|---|---|---|---|----|----|--|
| | Exposed Type 外露型 | Non-Exposed Type 非外露型 | 1 | 2 | 3 | 5 | 6 | 7 | 8 | 9 | 10 | 11 | |
| Master bathroom 主人浴室 | 13A Single Socket Outlet 13A 單位電插座 | | - | 2 | - | - | - | - | - | - | - | - | |
| | | 13A Single Socket Outlet (With USB Port) 13A 單位電插座(附有USB接口) | 2 | - | 2 | 2 | 2 | 2 | 2 | 2 | 2 | 2 | |
| | | Data Point 網路位 | - | 1 | 1 | 1 | 1 | 1 | 1 | 1 | 1 | 1 | |
| | | Fused Spur Unit (Air Conditioner) 接線蘇(冷氣機) | 2 | 1 | 1 | 1 | 1 | 1 | 1 | 1 | 1 | 1 | |
| | | Fused Spur Unit (Towel Warmer) 接線蘇(發熱毛巾架) | 1 | 1 | 2 | 2 | 2 | 2 | 2 | 2 | 2 | 2 | |
| | | Fused Spur Unit (Ventilation Fan) 接線蘇(抽氣扇) | 1 | 1 | 1 | 1 | 1 | 1 | 1 | 1 | 1 | 1 | |
| | | Fused Spur Unit (Floor Heating System) 接線蘇(地熱系統) | 1 | - | - | - | - | - | - | - | - | - | |
| | | Fused Spur Unit (Toilet Automatic Flush) 接線蘇(廁所自動沖廁) | 1 | 1 | 1 | 1 | 1 | 1 | 1 | 1 | 1 | 1 | |
| | | Fused Spur Unit (Gas Water Heater) 接線蘇(煤氣熱水爐) | - | - | 1 | 1 | 1 | 1 | 1 | 1 | 1 | 1 | |
| | | Isolating Switch (Electric Water Heater) 開關掣(電熱水爐) | 1 | - | - | - | - | - | - | - | - | - | |
| | | Air Conditioner Thermostat 冷氣機溫度調節器 | - | - | 1 | 1 | 1 | 1 | 1 | 1 | 1 | 1 | |
| | | Gas Water Heater Temperature Switch 煤氣熱水爐溫度掣 | - | 1 | 1 | 1 | 1 | 1 | 1 | 1 | 1 | 1 | |
| | | Lighting Point 燈位 | | 15 | 7 | 9 | 9 | 9 | 9 | 9 | 9 | 9 | |

Notes:

- “1, 2,” as shown in the above table denotes the quantity of such provision(s) provided in the residential unit.
- The symbol “-” as shown in the above table denotes “not provided” or “not applicable”.
- The quantity of the lighting switch(es) shown in the schedule denotes the quantity of switch faceplates(s).

備註：

- 上表 “1, 2,” 代表此設備於該住宅單位內提供的裝置數量。
- 上表 “-” 代表不提供或不適用。
- 說明表所顯示的燈掣數量是表示燈掣面板的數量。

FITTINGS, FINISHES AND APPLIANCES
裝置、裝修物料及設備

Schedule of Mechanical & Electrical Provisions of Residential Units
住宅單位機電裝置數量說明表

| Location 位置 | Description 描述 | | Lucca Avenue 林海徑 | | | | | | | | | | |
|-------------------|--|--|---------------------|----|---|---|---|---|---|---|----|----|---|
| | Exposed Type 外露型 | Non-Exposed Type 非外露型 | 1 | 2 | 3 | 5 | 6 | 7 | 8 | 9 | 10 | 11 | |
| Bathroom 1 浴室1 | 13A Single Socket Outlet 13A 單位電插座 | | - | 1 | - | - | - | - | - | - | - | - | |
| | | 13A Single Socket Outlet (With USB Port) 13A 單位電插座(附有USB接口) | 1 | - | 1 | 1 | 1 | 1 | 1 | 1 | 1 | 1 | |
| | Fused Spur Unit (Towel Warmer) 接線蘇(發熱毛巾架) | | - | 1 | - | - | - | - | - | - | - | - | |
| | | Fused Spur Unit (Towel Warmer) 接線蘇(發熱毛巾架) | 1 | - | 1 | 1 | 1 | 1 | 1 | 1 | 1 | 1 | |
| | | Fused Spur Unit (Ventilation Fan) 接線蘇(抽氣扇) | 1 | 1 | 1 | 1 | 1 | 1 | 1 | 1 | 1 | 1 | |
| | | Fused Spur Unit (Floor Heating System) 接線蘇(地熱系統) | 1 | - | - | - | - | - | - | - | - | - | |
| | | Fused Spur Unit (Toilet Automatic Flush) 接線蘇(廁所自動沖廁) | 1 | 1 | 1 | 1 | 1 | 1 | 1 | 1 | 1 | 1 | |
| | | Fused Spur Unit (Air Conditioner) 接線蘇(冷氣機) | 1 | - | - | - | - | - | - | - | - | - | |
| | | Fused Spur Unit (Curtain) 接線蘇(窗簾) | 3 | - | - | - | - | - | - | - | - | - | |
| | | Double Pole Switch (Thermo Ventilator) 開關掣(浴室竇) | 1 | 1 | 1 | 1 | 1 | 1 | 1 | 1 | 1 | 1 | |
| | | Fused Spur Unit (Gas Water Heater) 接線蘇(煤氣熱水爐) | 1 | 1 | 1 | 1 | 1 | 1 | 1 | 1 | 1 | 1 | |
| | | Isolating Switch (Electric Water Heater) 開關掣(電熱水爐) | 1 | - | - | - | - | - | - | - | - | - | |
| | | Gas Water Heater Temperature Switch 煤氣熱水爐溫度掣 | 1 | 1 | 1 | 1 | 1 | 1 | 1 | 1 | 1 | 1 | |
| | | Double Pole Switch (Ventilation Fan) 開關掣(抽氣扇) | 1 | - | - | - | - | - | - | - | - | - | |
| | | Double Pole Switch (Water Heater) 開關掣 | 1 | - | - | - | - | - | - | - | - | - | |
| | | Lighting Point 燈位 | | 14 | 3 | 4 | 4 | 4 | 4 | 4 | 4 | 4 | 4 |
| | | Lighting Switch 燈掣 | 1 | - | - | - | - | - | - | - | - | - | |

Notes:

- “1, 2,” as shown in the above table denotes the quantity of such provision(s) provided in the residential unit.
- The symbol “-” as shown in the above table denotes “not provided” or “not applicable”.
- The quantity of the lighting switch(es) shown in the schedule denotes the quantity of switch faceplates(s).

備註：

- 上表 “1, 2,” 代表此設備於該住宅單位內提供的裝置數量。
- 上表 “-” 代表不提供或不適用。
- 說明表所顯示的燈掣數量是表示燈掣面板的數量。

Schedule of Mechanical & Electrical Provisions of Residential Units
住宅單位機電裝置數量說明表

| Location 位置 | Description 描述 | | Lucca Avenue 林海徑 | | | | | | | | | | |
|-------------------|---------------------|--|---------------------|---|---|---|---|---|---|---|----|----|--|
| | Exposed Type 外露型 | Non-Exposed Type 非外露型 | 1 | 2 | 3 | 5 | 6 | 7 | 8 | 9 | 10 | 11 | |
| Bathroom 2 浴室2 | | 13A Single Socket Outlet 13A 單位電插座 | - | 1 | - | - | - | - | - | - | - | - | |
| | | 13A Single Socket Outlet (With USB Port) 13A 單位電插座(附有USB接口) | 1 | - | 1 | 1 | 1 | 1 | 1 | 1 | 1 | 1 | |
| | | Fused Spur Unit (Towel Warmer) 接線蘇(發熱毛巾架) | - | 1 | - | - | - | - | - | - | - | - | |
| | | Fused Spur Unit (Towel Warmer) 接線蘇(發熱毛巾架) | 1 | 1 | 1 | 1 | 1 | 1 | 1 | 1 | 1 | 1 | |
| | | Fused Spur Unit (Ventilation Fan) 接線蘇(抽氣扇) | 1 | 1 | 1 | 1 | 1 | 1 | 1 | 1 | 1 | 1 | |
| | | Fused Spur Unit (Floor Heating System) 接線蘇(地熱系統) | 1 | - | - | - | - | - | - | - | - | - | |
| | | Fused Spur Unit (Toilet Automatic Flush) 接線蘇(廁所自動沖廁) | 1 | 1 | 1 | 1 | 1 | 1 | 1 | 1 | 1 | 1 | |
| | | Fused Spur Unit (Air Conditioner) 接線蘇(冷氣機) | 1 | - | - | - | - | - | - | - | - | - | |
| | | Fused Spur Unit (Curtain) 接線蘇(窗簾) | 1 | - | - | - | - | - | - | - | - | - | |
| | | Double Pole Switch (Thermo Ventilator) 開關掣(浴室寶) | 1 | 1 | 1 | 1 | 1 | 1 | 1 | 1 | 1 | 1 | |
| | | Fused Spur Unit (Gas Water Heater) 接線蘇(煤氣熱水爐) | - | 1 | 1 | 1 | 1 | 1 | 1 | 1 | 1 | 1 | |
| | | Isolating Switch (Electric Water Heater) 開關掣(電熱水爐) | 1 | - | - | - | - | - | - | - | - | - | |
| | | Gas Water Heater Temperature Switch 煤氣熱水爐溫度掣 | - | 1 | 1 | 1 | 1 | 1 | 1 | 1 | 1 | 1 | |
| | | Double Pole Switch (Ventilation Fan) 開關掣(抽氣扇) | 1 | - | - | - | - | - | - | - | - | - | |
| | | Double Pole Switch (Water Heater) 開關掣(熱水爐) | 1 | - | - | - | - | - | - | - | - | - | |
| | | Lighting Point 燈位 | 11 | 3 | 4 | 4 | 4 | 4 | 4 | 4 | 4 | 4 | |
| | | Lighting Switch 燈掣 | 1 | - | - | - | - | - | - | - | - | - | |

Notes:

- “1, 2,” as shown in the above table denotes the quantity of such provision(s) provided in the residential unit.
- The symbol “-” as shown in the above table denotes “not provided” or “not applicable”.
- The quantity of the lighting switch(es) shown in the schedule denotes the quantity of switch faceplates(s).

備註：

- 上表 “1, 2,” 代表此設備於該住宅單位內提供的裝置數量。
- 上表 “-” 代表不提供或不適用。
- 說明表所顯示的燈掣數量是表示燈掣面板的數量。

FITTINGS, FINISHES AND APPLIANCES
裝置、裝修物料及設備

Schedule of Mechanical & Electrical Provisions of Residential Units
住宅單位機電裝置數量說明表

| Location 位置 | Description 描述 | | Lucca Avenue 林海徑 | | | | | | | | | |
|-------------------|---------------------|--|---------------------|---|---|---|---|---|---|---|----|----|
| | Exposed Type 外露型 | Non-Exposed Type 非外露型 | 1 | 2 | 3 | 5 | 6 | 7 | 8 | 9 | 10 | 11 |
| Bathroom 3 浴室3 | | 13A Single Socket Outlet 13A 單位電插座 | - | 1 | - | - | - | - | - | - | - | - |
| | | 13A Single Socket Outlet (With USB Port) 13A 單位電插座(附有USB接口) | 1 | - | 1 | 1 | 1 | 1 | 1 | 1 | 1 | 1 |
| | | Fused Spur Unit (Towel Warmer) 接線蘇(發熱毛巾架) | 1 | - | 1 | 1 | 1 | 1 | 1 | 1 | 1 | 1 |
| | | Fused Spur Unit (Ventilation Fan) 接線蘇(抽氣扇) | 1 | 1 | 1 | 1 | 1 | 1 | 1 | 1 | 1 | 1 |
| | | Fused Spur Unit (Floor Heating System) 接線蘇(地熱系統) | 1 | - | - | - | - | - | - | - | - | - |
| | | Fused Spur Unit (Toilet Automatic Flush) 接線蘇(廁所自動沖廁) | 1 | 1 | 1 | 1 | 1 | 1 | 1 | 1 | 1 | 1 |
| | | Fused Spur Unit (Curtain) 接線蘇(窗簾) | 1 | - | - | - | - | - | - | - | - | - |
| | | Double Pole Switch (Thermo Ventilator) 開關掣(浴室寶) | 1 | 1 | 1 | 1 | 1 | 1 | 1 | 1 | 1 | 1 |
| | | Fused Spur Unit (Gas Water Heater) 接線蘇(煤氣熱水爐) | 1 | - | - | - | - | - | - | - | - | - |
| | | Gas Water Heater Temperature Switch 煤氣熱水爐溫度掣 | 1 | 1 | 1 | 1 | 1 | 1 | 1 | 1 | 1 | 1 |
| | | Double Pole Switch (Ventilation Fan) 開關掣(抽氣扇) | 1 | - | - | - | - | - | - | - | - | - |
| | | Double Pole Switch (Water Heater) 開關掣(熱水爐) | 1 | - | - | - | - | - | - | - | - | - |
| | | Lighting Point 燈位 | 7 | 2 | 4 | 4 | 4 | 4 | 4 | 4 | 4 | 4 |
| | | Lighting Switch 燈掣 | 1 | - | - | - | - | - | - | - | - | - |

Notes:

- “1, 2,” as shown in the above table denotes the quantity of such provision(s) provided in the residential unit.
- The symbol “-” as shown in the above table denotes “not provided” or “not applicable”.
- The quantity of the lighting switch(es) shown in the schedule denotes the quantity of switch faceplates(s).

備註：

- 上表 “1, 2,” 代表此設備於該住宅單位內提供的裝置數量。
- 上表 “-” 代表不提供或不適用。
- 說明表所顯示的燈掣數量是表示燈掣面板的數量。

Schedule of Mechanical & Electrical Provisions of Residential Units
住宅單位機電裝置數量說明表

| Location 位置 | Description 描述 | | Lucca Avenue 林海徑 | | | | | | | | | | |
|----------------------------------|---------------------|--|---------------------|---|---|---|---|---|---|---|----|----|---|
| | Exposed Type 外露型 | Non-Exposed Type 非外露型 | 1 | 2 | 3 | 5 | 6 | 7 | 8 | 9 | 10 | 11 | |
| Bathroom (on 2/F) 浴室 (於2樓) | | 13A Single Socket Outlet 13A 單位電插座 | - | 1 | - | - | - | - | - | - | - | - | |
| | | 13A Single Socket Outlet (With USB Port) 13A 單位電插座(附有USB接口) | 1 | - | 1 | 1 | 1 | 1 | 1 | 1 | 1 | 1 | |
| | | Fused Spur Unit (Towel Warmer) 接線蘇(發熱毛巾架) | - | 1 | 1 | 1 | 1 | 1 | 1 | 1 | 1 | 1 | |
| | | Fused Spur Unit (Ventilation Fan) 接線蘇(抽氣扇) | 1 | 1 | 1 | 1 | 1 | 1 | 1 | 1 | 1 | 1 | |
| | | Fused Spur Unit (Floor Heating System) 接線蘇(地熱系統) | 1 | - | - | - | - | - | - | - | - | - | |
| | | Fused Spur Unit (Toilet Automatic Flush) 接線蘇(廁所自動沖廁) | 1 | 1 | 1 | 1 | 1 | 1 | 1 | 1 | 1 | 1 | |
| | | Fused Spur Unit (Mirror Demister) 接線蘇(鏡子除霧器) | - | - | - | - | - | - | - | - | - | - | |
| | | Double Pole Switch (Thermo Ventilator) 開關掣(浴室寶) | 1 | 1 | 1 | 1 | 1 | 1 | 1 | 1 | 1 | 1 | |
| | | Fused Spur Unit (Gas Water Heater) 接線蘇(煤氣熱水爐) | 1 | - | - | - | - | - | - | - | - | - | |
| | | Gas Water Heater Temperature Switch 煤氣熱水爐溫度掣 | 1 | 1 | 1 | 1 | 1 | 1 | 1 | 1 | 1 | 1 | |
| | | Lighting Point 燈位 | | 5 | 3 | 4 | 4 | 4 | 4 | 4 | 4 | 4 | 4 |
| Powder room 化妝間 | | Fused Spur Unit (Ventilation Fan) 接線蘇(抽氣扇) | 1 | 1 | 1 | 1 | 1 | 1 | 1 | 1 | 1 | 1 | |
| | | Fused Spur Unit (Floor Heating System) 接線蘇(地熱系統) | 1 | - | - | - | - | - | - | - | - | - | |
| | | Fused Spur Unit (Toilet Automatic Flush) 接線蘇(廁所自動沖廁) | 1 | 1 | - | - | - | - | - | - | - | - | |
| | | Fused Spur Unit (Sensor) 接線蘇(感測器) | - | - | 1 | 1 | 1 | 1 | 1 | 1 | 1 | 1 | |
| | | Isolating Switch (Electric Water Heater) 開關掣(電熱水爐) | 1 | 1 | 1 | 1 | 1 | 1 | 1 | 1 | 1 | 1 | |
| | | Lighting Point 燈位 | | 7 | 2 | 2 | 2 | 2 | 2 | 2 | 2 | 2 | 2 |
| Lavatory 洗手間 | | Fused Spur Unit (Ventilation Fan) 接線蘇(抽氣扇) | 1 | 1 | 1 | 1 | 1 | 1 | 1 | 1 | 1 | 1 | |
| | | Isolating Switch (Electric Water Heater) 開關掣(電熱水爐) | 1 | - | - | - | - | - | - | - | - | - | |
| | | Lighting Point 燈位 | | 2 | 1 | 1 | 1 | 1 | 1 | 1 | 1 | 1 | 1 |

Notes:

- "1, 2," as shown in the above table denotes the quantity of such provision(s) provided in the residential unit.
- The symbol "-" as shown in the above table denotes "not provided" or "not applicable".
- The quantity of the lighting switch(es) shown in the schedule denotes the quantity of switch faceplates(s).

備註:

- 上表 "1, 2," 代表此設備於該住宅單位內提供的裝置數量。
- 上表 "-" 代表不提供或不適用。
- 說明表所顯示的燈掣數量是表示燈掣面板的數量。

FITTINGS, FINISHES AND APPLIANCES
裝置、裝修物料及設備

Schedule of Mechanical & Electrical Provisions of Residential Units
住宅單位機電裝置數量說明表

| Location 位置 | Description 描述 | | Lucca Avenue 林海徑 | | | | | | | | | | |
|---|---|---|---------------------|----|----|----|----|----|----|----|----|----|--|
| | Exposed Type 外露型 | Non-Exposed Type 非外露型 | 1 | 2 | 3 | 5 | 6 | 7 | 8 | 9 | 10 | 11 | |
| Garden 花園 | 13A Weatherproof Socket Outlet 13A 防水電插座 | | 2 | 4 | 3 | 3 | 3 | 3 | 3 | 3 | 3 | 3 | |
| | Door Open Button 開門掣 | | - | - | 1 | 1 | 1 | 1 | 1 | 1 | 1 | 1 | |
| | Breakglass 緊急逃生掣 | | - | - | 1 | 1 | 1 | 1 | 1 | 1 | 1 | 1 | |
| | Video Door Phone 視像對講機 | | - | - | 1 | 1 | 1 | 1 | 1 | 1 | 1 | 1 | |
| | | Door Contactor 大門接觸器 | - | - | 1 | 1 | 1 | 1 | 1 | 1 | 1 | 1 | |
| | | Electrical Door Lock 電門鎖 | - | - | 1 | 1 | 1 | 1 | 1 | 1 | 1 | 1 | |
| | | Irrigation Point 灌溉水位 | 1 | 1 | 1 | 1 | 1 | 1 | 1 | 1 | 1 | 1 | |
| | | Card Reader 讀卡器 | - | - | 1 | 1 | 1 | 1 | 1 | 1 | 1 | 1 | |
| | | Lighting Point 燈位 | 45 | 31 | 13 | 12 | 11 | 11 | 11 | 11 | 11 | 14 | |
| Basement lift lobby/Area outside basement lift lobby 地庫升降機大堂/地 庫升降機大堂對出 之空間 | 13A Single Socket Outlet 13A 單位電插座 | | 1 | 1 | 1 | 1 | 1 | 1 | 1 | 1 | 1 | 1 | |
| | 13A Twin Socket Outlet 13A 雙位電插座 | | - | - | - | - | - | - | - | - | - | - | |
| | Telephone Outlet 電話插座 | | 1 | - | - | - | - | - | - | - | - | - | |
| | | Fused Spur Unit (Air Conditioner) 接線蘇(冷氣機) | 1 | - | 1 | 1 | 1 | 1 | 1 | 1 | 1 | 1 | |
| | | Door Open Button 開門掣 | - | - | 1 | 1 | 1 | 1 | 1 | 1 | 1 | 1 | |
| | | Breakglass 緊急逃生掣 | - | - | 1 | 1 | 1 | 1 | 1 | 1 | 1 | 1 | |
| | | Door Contactor 大門接觸器 | - | - | 1 | 1 | 1 | 1 | 1 | 1 | 1 | 1 | |
| | | Electrical Door Lock 電門鎖 | - | - | 1 | 1 | 1 | 1 | 1 | 1 | 1 | 1 | |
| | | Card Reader 讀卡器 | - | - | 1 | 1 | 1 | 1 | 1 | 1 | 1 | 1 | |
| | | Video Door Phone 視像對講機 | - | - | 1 | 1 | 1 | 1 | 1 | 1 | 1 | 1 | |
| | | Data Point 網路位 | - | - | 1 | 1 | 1 | 1 | 1 | 1 | 1 | | |
| | | Isolating Switch (Distribution Board) 開關掣(配電箱) | - | - | 1 | 1 | 1 | 1 | 1 | 1 | 1 | | |

Notes:

- “1, 2,” as shown in the above table denotes the quantity of such provision(s) provided in the residential unit.
- The symbol “-” as shown in the above table denotes “not provided” or “not applicable”.
- The quantity of the lighting switch(es) shown in the schedule denotes the quantity of switch faceplates(s).

備註：

- 上表 “1, 2,” 代表此設備於該住宅單位內提供的裝置數量。
- 上表 “-” 代表不提供或不適用。
- 說明表所顯示的燈掣數量是表示燈掣面板的數量。

Schedule of Mechanical & Electrical Provisions of Residential Units
住宅單位機電裝置數量說明表

| Location 位置 | Description 描述 | | Lucca Avenue 林海徑 | | | | | | | | | |
|--|--|--------------------------|---------------------|---|---|---|---|---|---|---|----|----|
| | Exposed Type 外露型 | Non-Exposed Type 非外露型 | 1 | 2 | 3 | 5 | 6 | 7 | 8 | 9 | 10 | 11 |
| Basement lift lobby/Area outside basement lift lobby 地庫升降機大堂/地庫升降機大堂對出之空間 | Motion Sensor 運動傳感器 | | - | - | 2 | 2 | 2 | 2 | 2 | 2 | 2 | 2 |
| | Air Conditioner Thermostat 冷氣機溫度調節器 | | 1 | 1 | 1 | 1 | 1 | 1 | 1 | 1 | 1 | 1 |
| | Lighting Point 燈位 | | 5 | 2 | 2 | 2 | 2 | 2 | 2 | 2 | 2 | 2 |
| | Lighting Switch 燈掣 | | 1 | 1 | 2 | 2 | 2 | 2 | 2 | 2 | 2 | 2 |
| Area outside electric meter room 電錶房對出之空間 | Lighting Point 燈位 | | 2 | 2 | 2 | 2 | 2 | 2 | 2 | 2 | 2 | 2 |
| Area outside water meter cabinet/town gas meter room 水錶櫃/煤氣錶對出之空間 | Lighting Point 燈位 | | - | 2 | 2 | 2 | 2 | 2 | 2 | 2 | 2 | 2 |
| | Lighting Switch 燈掣 | | - | 1 | 1 | 1 | 1 | 1 | 1 | 1 | 1 | 1 |
| Store 儲物室 | 13A Single Socket Outlet 13A 單位電插座 | | 2 | - | - | - | - | - | - | - | - | - |
| | Lighting Point 燈位 | | 4 | - | - | - | - | - | - | - | - | - |
| | Lighting Switch 燈掣 | | 2 | - | - | - | - | - | - | - | - | - |
| Carport 車庫 | 13A Weatherproof Socket Outlet 13A 防水電插座 | | 6 | 2 | 2 | 2 | 2 | 2 | 2 | 2 | 2 | 2 |
| | 32A EV Charger 32A 電動車充電器 | | 1 | - | - | - | - | - | - | - | - | - |
| | Lighting Point 燈位 | | 45 | 3 | 3 | 3 | 3 | 3 | 3 | 3 | 3 | 3 |
| Fire services pump room / Fire services water tank & pump room 消防泵房 / 消防水缸及泵房 | Fused Spur Unit (Ventilation Fan) 接線蘇(抽氣扇) | | 1 | 1 | 1 | 1 | 1 | 1 | 1 | 1 | 1 | 1 |
| | Double Pole Switch (Ventilation Fan) 開關掣(抽氣扇) | | 1 | 1 | 1 | 1 | 1 | 1 | 1 | 1 | 1 | 1 |
| | Lighting Point 燈位 | | 3 | 3 | 3 | 3 | 3 | 3 | 3 | 3 | 3 | 3 |
| | Lighting Switch 燈掣 | | 1 | 1 | 1 | 1 | 1 | 1 | 1 | 1 | 1 | 1 |

Notes:

- “1, 2,” as shown in the above table denotes the quantity of such provision(s) provided in the residential unit.
- The symbol “-” as shown in the above table denotes “not provided” or “not applicable”.
- The quantity of the lighting switch(es) shown in the schedule denotes the quantity of switch faceplates(s).

備註:

- 上表 “1, 2,” 代表此設備於該住宅單位內提供的裝置數量。
- 上表 “-” 代表不提供或不適用。
- 說明表所顯示的燈掣數量是表示燈掣面板的數量。

FITTINGS, FINISHES AND APPLIANCES
裝置、裝修物料及設備

Schedule of Mechanical & Electrical Provisions of Residential Units
住宅單位機電裝置數量說明表

| Location 位置 | Description 描述 | | Lucca Avenue 林海徑 | | | | | | | | | | |
|-------------------------------------|--|--------------------------|---------------------|---|---|---|---|---|---|---|----|----|--|
| | Exposed Type 外露型 | Non-Exposed Type 非外露型 | 1 | 2 | 3 | 5 | 6 | 7 | 8 | 9 | 10 | 11 | |
| Electric meter room 電錶房 | 13A Single Socket Outlet 13A 單位電插座 | | 1 | 1 | 1 | 1 | 1 | 1 | 1 | 1 | 1 | 1 | |
| | Fused Spur Unit (Homw Wifi Router) 接線蘇(家用無線網絡路由器) | | 1 | 1 | 1 | 1 | 1 | 1 | 1 | 1 | 1 | 1 | |
| | Fused Spur Unit (Air Conditioner Centralize Remote Controller) 接線蘇(冷氣機中央控制面板) | | - | 1 | 1 | 1 | 1 | 1 | 1 | 1 | 1 | 1 | |
| | Fused Spur Unit (Door Control Panel) 接線蘇(門控制面板) | | 1 | 1 | 1 | 1 | 1 | 1 | 1 | 1 | 1 | 1 | |
| | Data Point 網路位 | | 1 | 1 | 1 | 1 | 1 | 1 | 1 | 1 | 1 | 1 | |
| | Air Conditioner Centralize Remote Controller 冷氣機中央控制面板 | | - | 1 | 1 | 1 | 1 | 1 | 1 | 1 | 1 | 1 | |
| | Distribution Board 配電箱 | | 3 | 2 | 2 | 2 | 2 | 2 | 2 | 2 | 2 | 2 | |
| | Lighting Point 燈位 | | 2 | 2 | 2 | 2 | 2 | 2 | 2 | 2 | 2 | 2 | |
| Air conditioning plant room 冷氣機房 | Lighting Switch 燈掣 | | 1 | 1 | 1 | 1 | 1 | 1 | 1 | 1 | 1 | 1 | |
| | 13A Single Socket Outlet 13A 單位電插座 | | 1 | - | - | - | - | - | - | - | - | - | |
| | Fused Spur Unit 接線蘇 | | 1 | - | - | - | - | - | - | - | - | - | |
| | Lighting Point 燈位 | | 3 | - | - | - | - | - | - | - | - | - | |
| Balcony 露台 | Lighting Switch 燈掣 | | 1 | - | - | - | - | - | - | - | - | - | |
| | 13A Weatherproof Socket Outlet 13A 防水電插座 | | 2 | 2 | 2 | 2 | 2 | 2 | 2 | 2 | 2 | 2 | |
| Terrance 陽台 | Lighting Switch 燈掣 | | 6 | - | - | - | - | - | - | - | - | - | |
| | 13A Weatherproof Socket Outlet 13A 防水電插座 | | 10 | - | - | - | - | - | - | - | - | - | |

Notes:

- “1, 2,” as shown in the above table denotes the quantity of such provision(s) provided in the residential unit.
- The symbol “-” as shown in the above table denotes “not provided” or “not applicable”.
- The quantity of the lighting switch(es) shown in the schedule denotes the quantity of switch faceplates(s).

備註:

- 上表 “1, 2,” 代表此設備於該住宅單位內提供的裝置數量。
- 上表 “-” 代表不提供或不適用。
- 說明表所顯示的燈掣數量是表示燈掣面板的數量。

Schedule of Mechanical & Electrical Provisions of Residential Units
住宅單位機電裝置數量說明表

| Location 位置 | Description 描述 | | Lucca Avenue 林海徑 | | | | | | | | | | |
|-----------------|---|--|---------------------|---|---|---|---|---|---|---|----|----|--|
| | Exposed Type 外露型 | Non-Exposed Type 非外露型 | 1 | 2 | 3 | 5 | 6 | 7 | 8 | 9 | 10 | 11 | |
| Roof 天台 | 13A Weatherproof Socket Outlet 13A 防水電插座 | | - | 3 | - | - | - | - | - | - | - | - | |
| | | 13A Weatherproof Socket Outlet 13A 防水電插座 | - | - | 3 | 3 | 3 | 3 | 3 | 3 | 3 | 3 | |
| | | Isolating Switch (Air Conditioner) 開關掣(冷氣機) | - | 3 | - | - | - | - | - | - | - | - | |
| | | Fire Hose Reel (Break Glass Unit & Alarm Bell) 消防喉轆 (消防掣手 & 警鐘) | - | 1 | - | - | - | - | - | - | - | - | |
| | | Lighting Point 燈位 | - | 5 | 6 | 6 | 6 | 6 | 6 | 6 | 6 | 6 | |
| | | Weatherproof Lighting Switch 防水燈掣 | - | - | - | - | - | - | - | - | - | - | |
| Flat Roof 平台 | 13A Weatherproof Socket Outlet 13A 防水電插座 | | 6 | - | - | - | - | - | - | - | - | - | |
| | | 13A Weatherproof Socket Outlet 13A 防水電插座 | - | - | 1 | 1 | 1 | 1 | 1 | 1 | 1 | 1 | |
| | | Isolating Switch (Air Conditioner) 開關掣(冷氣機) | 4 | - | 2 | 2 | 2 | 2 | 2 | 2 | 2 | 2 | |
| | | Fire Hose Reel (Break Glass Unit & Alarm Bell) 消防喉轆 (消防掣手 & 警鐘) | 1 | - | 1 | 1 | 1 | 1 | 1 | 1 | 1 | 1 | |
| | | Isolating Switch (Jacuzzi) 開關掣(按摩浴缸) | 2 | - | - | - | - | - | - | - | - | - | |
| | | Isolating Switch (Electric Water Heater) 開關掣(電熱水爐) | 2 | - | - | - | - | - | - | - | - | - | |
| | | Lighting Point 燈位 | 15 | 2 | 4 | 4 | 4 | 4 | 4 | 4 | 4 | 4 | |
| | | Weatherproof Lighting Switch 防水燈掣 | 3 | - | 1 | 1 | 1 | 1 | 1 | 1 | 1 | 1 | |

Notes:

- “1, 2,” as shown in the above table denotes the quantity of such provision(s) provided in the residential unit.
- The symbol “-” as shown in the above table denotes “not provided” or “not applicable”.
- The quantity of the lighting switch(es) shown in the schedule denotes the quantity of switch faceplates(s).

備註：

- 上表 “1, 2,” 代表此設備於該住宅單位內提供的裝置數量。
- 上表 “-” 代表不提供或不適用。
- 說明表所顯示的燈掣數量是表示燈掣面板的數量。

FITTINGS, FINISHES AND APPLIANCES
裝置、裝修物料及設備

Schedule of Mechanical & Electrical Provisions of Residential Units
住宅單位機電裝置數量說明表

| Location 位置 | Description 描述 | | Villa Avenue 山城徑 | | | | | | | | | | | | | | | | | | | | | | | | | | | | | |
|---|---|---|---------------------|----|----|----|----|----|----|----|----|----|----|----|----|----|----|----|----|----|----|----|----|----|----|----|----|----|----|--|--|--|
| | Exposed Type 外露型 | Non-Exposed Type 非外露型 | 1 | 2 | 3 | 5 | 6 | 7 | 8 | 9 | 10 | 11 | 12 | 15 | 16 | 17 | 18 | 19 | 20 | 21 | 22 | 23 | 25 | 26 | 27 | 28 | 29 | 30 | | | | |
| Living Room / Dining room / Foyer 客廳 / 飯廳 / 門廳 | 13A Single Socket Outlet 13A 單位電插座 | | 4 | - | 2 | 2 | 2 | 2 | 2 | 2 | - | - | - | 2 | 2 | 2 | 2 | 2 | 2 | 2 | 2 | 2 | 2 | 2 | 2 | 2 | 2 | 2 | 2 | | | |
| | 13A Twin Socket Outlet 13A 雙位電插座 | | 7 | 9 | 4 | 4 | 4 | 4 | 4 | 4 | 3 | 3 | 3 | 4 | 4 | 4 | 4 | 4 | 4 | 4 | 4 | 4 | 4 | 4 | 4 | 4 | 4 | 4 | 4 | | | |
| | TV / FM Outlet 電視 / 電台天線插座 | | - | 1 | 2 | 2 | 2 | 2 | 2 | 2 | 2 | 2 | 2 | 2 | 2 | 2 | 2 | 2 | 2 | 2 | 2 | 2 | 2 | 2 | 2 | 2 | 2 | 2 | 2 | | | |
| | Telephone Outlet 電話插座 | | - | 2 | 2 | 2 | 2 | 2 | 2 | 2 | 2 | 2 | 2 | 2 | 2 | 2 | 2 | 2 | 2 | 2 | 2 | 2 | 2 | 2 | 2 | 2 | 2 | 2 | 2 | | | |
| | Data Point 網路位 | | - | 1 | 2 | 2 | 2 | 2 | 2 | 2 | 2 | 2 | 2 | 2 | 2 | 2 | 2 | 2 | 2 | 2 | 2 | 2 | 2 | 2 | 2 | 2 | 2 | 2 | 2 | | | |
| | | Data Point 網路位 | 2 | 1 | 1 | 1 | 1 | 1 | 1 | 1 | 1 | - | - | - | 1 | 1 | 1 | 1 | 1 | 1 | 1 | 1 | 1 | 1 | 1 | 1 | 1 | 1 | 1 | | | |
| | | Fused Spur Unit (Air Conditioner) 接線蘇(冷氣機) | 4 | 4 | 4 | 4 | 4 | 4 | 4 | 4 | 4 | 5 | 5 | 5 | 4 | 4 | 4 | 4 | 4 | 4 | 4 | 4 | 4 | 4 | 4 | 4 | 4 | 4 | 4 | | | |
| | | Fused Spur Unit (Door Control Panel) 接線蘇(門控制面板) | - | 1 | 1 | 1 | 1 | 1 | 1 | 1 | 1 | - | - | - | 1 | 1 | 1 | 1 | 1 | 1 | 1 | 1 | 1 | 1 | 1 | 1 | 1 | 1 | 1 | | | |
| | | Double Pole Switch (Ventilation Fan) 開關掣(抽氣扇) | - | 2 | 2 | 2 | 2 | 2 | 2 | 2 | 2 | - | - | - | 2 | 2 | 2 | 2 | 2 | 2 | 2 | 2 | 2 | 2 | 2 | 2 | 2 | 2 | 2 | | | |
| | | Air Conditioner Thermostat 冷氣機溫度調節器 | 4 | 1 | 4 | 4 | 4 | 4 | 4 | 4 | 4 | 4 | 4 | 4 | 4 | 4 | 4 | 4 | 4 | 4 | 4 | 4 | 4 | 4 | 4 | 4 | 4 | 4 | 4 | | | |
| | | Video Door Phone 視像對講機 | 1 | 1 | 1 | 1 | 1 | 1 | 1 | 1 | 1 | - | - | - | 1 | 1 | 1 | 1 | 1 | 1 | 1 | 1 | 1 | 1 | 1 | 1 | 1 | 1 | 1 | | | |
| | | Lighting Point 燈位 | 44 | 15 | 28 | 28 | 28 | 28 | 28 | 28 | 28 | 20 | 20 | 20 | 28 | 28 | 28 | 28 | 28 | 28 | 28 | 28 | 28 | 28 | 28 | 28 | 28 | 28 | 28 | | | |
| | | Lighting Switch 燈掣 | 3 | 5 | 8 | 8 | 8 | 8 | 8 | 8 | 8 | 1 | 1 | 1 | 8 | 8 | 8 | 8 | 8 | 8 | 8 | 8 | 8 | 8 | 8 | 8 | 8 | 8 | 8 | | | |
| | | Door Contactor 大門接觸器 | 1 | 1 | 1 | 1 | 1 | 1 | 1 | 1 | 1 | 1 | 1 | 1 | 1 | 1 | 1 | 1 | 1 | 1 | 1 | 1 | 1 | 1 | 1 | 1 | 1 | 1 | 1 | | | |
| | | Door Control Panel 門控制面板 | - | 1 | 1 | 1 | 1 | 1 | 1 | 1 | 1 | - | - | - | 1 | 1 | 1 | 1 | 1 | 1 | 1 | 1 | 1 | 1 | 1 | 1 | 1 | 1 | 1 | | | |
| | Fire Hose Reel (Break Glass Unit & Alarm Bell) 消防喉轆 (消防掣手 & 警鐘) | 1 | - | - | - | - | - | - | - | - | - | - | - | - | - | - | - | - | - | - | - | - | - | - | - | - | - | - | | | | |

Notes:

- “1, 2,” as shown in the above table denotes the quantity of such provision(s) provided in the residential unit.
- The symbol “-” as shown in the above table denotes “not provided” or “not applicable”.
- The quantity of the lighting switch(es) shown in the schedule denotes the quantity of switch faceplates(s).

備註:

- 上表 “1, 2,” 代表此設備於該住宅單位內提供的裝置數量。
- 上表 “-” 代表不提供或不適用。
- 說明表所顯示的燈掣數量是表示燈掣面板的數量。

Schedule of Mechanical & Electrical Provisions of Residential Units
住宅單位機電裝置數量說明表

| Location 位置 | Description 描述 | | Villa Avenue 山城徑 | | | | | | | | | | | | | | | | | | | | | | | | | | | | | |
|----------------|--|--|---------------------|---|---|---|---|---|---|---|----|----|----|----|----|----|----|----|----|----|----|----|----|----|----|----|----|----|---|--|--|--|
| | Exposed Type 外露型 | Non-Exposed Type 非外露型 | 1 | 2 | 3 | 5 | 6 | 7 | 8 | 9 | 10 | 11 | 12 | 15 | 16 | 17 | 18 | 19 | 20 | 21 | 22 | 23 | 25 | 26 | 27 | 28 | 29 | 30 | | | | |
| Kitchen 廚房 | 13A Single Socket Outlet 13A 單位電插座 | | 2 | - | 1 | 1 | 1 | 1 | 1 | 1 | 1 | 1 | 1 | 1 | 1 | 1 | 1 | 1 | 1 | 1 | 1 | 1 | 1 | 1 | 1 | 1 | 1 | 1 | 1 | | | |
| | 13A Twin Socket Outlet 13A 雙位電插座 | | 3 | 3 | 3 | 3 | 3 | 3 | 3 | 3 | 3 | 3 | 3 | 3 | 3 | 3 | 3 | 3 | 3 | 3 | 3 | 3 | 3 | 3 | 3 | 3 | 3 | 3 | 3 | | | |
| | | Data Point 網路位 | 1 | - | 1 | 1 | 1 | 1 | 1 | 1 | 1 | 1 | 1 | 1 | 1 | 1 | 1 | 1 | 1 | 1 | 1 | 1 | 1 | 1 | 1 | 1 | 1 | 1 | 1 | | | |
| | | 13A Single Socket Outlet (Refrigerator) 13A 單位電插座(雪櫃) | 2 | 1 | 2 | 2 | 2 | 2 | 2 | 2 | 2 | 2 | 2 | 2 | 2 | 2 | 2 | 2 | 2 | 2 | 2 | 2 | 2 | 2 | 2 | 2 | 2 | 2 | 2 | | | |
| | | 13A Single Socket Outlet (Dishwasher) 13A 單位電插座(洗碗碟機) | 1 | 1 | 1 | 1 | 1 | 1 | 1 | 1 | 1 | 1 | 1 | 1 | 1 | 1 | 1 | 1 | 1 | 1 | 1 | 1 | 1 | 1 | 1 | 1 | 1 | 1 | 1 | | | |
| | | 13A Single Socket Outlet (Wine Cellar) 13A 單位電插座(酒櫃) | 1 | 1 | 1 | 1 | 1 | 1 | 1 | 1 | 1 | 1 | 1 | 1 | 1 | 1 | 1 | 1 | 1 | 1 | 1 | 1 | 1 | 1 | 1 | 1 | 1 | 1 | 1 | | | |
| | | 13A Single Socket Outlet (Steamer) 13A 單位電插座(蒸爐) | 1 | 1 | 1 | 1 | 1 | 1 | 1 | 1 | 1 | 1 | 1 | 1 | 1 | 1 | 1 | 1 | 1 | 1 | 1 | 1 | 1 | 1 | 1 | 1 | 1 | 1 | 1 | | | |
| | | 13A Single Socket Outlet (Cooker Hood) 13A 單位電插座(抽油煙機) | 1 | 1 | 1 | 1 | 1 | 1 | 1 | 1 | 1 | 1 | 1 | 1 | 1 | 1 | 1 | 1 | 1 | 1 | 1 | 1 | 1 | 1 | 1 | 1 | 1 | 1 | 1 | | | |
| | | 13A Single Socket Outlet (Gas Cooker) 13A 單位電插座(煤氣爐) | 3 | 2 | 2 | 2 | 2 | 2 | 2 | 2 | 2 | 2 | 2 | 2 | 2 | 2 | 2 | 2 | 2 | 2 | 2 | 2 | 2 | 2 | 2 | 2 | 2 | 2 | 2 | | | |
| | | 13A Single Socket Outlet (Cabinet Light) 13A 單位電插座(櫃燈) | - | 2 | 2 | 2 | 2 | 2 | 2 | 2 | 2 | 3 | 3 | 3 | 2 | 2 | 2 | 2 | 2 | 2 | 2 | 2 | 2 | 2 | 2 | 2 | 2 | 2 | 2 | | | |
| | | 13A Single Socket Outlet (Cabinet Automatic Door) 13A 單位電插座(櫃自動門) | - | 2 | 3 | 3 | 3 | 3 | 3 | 3 | 3 | 4 | 4 | 4 | 3 | 3 | 3 | 3 | 3 | 3 | 3 | 3 | 3 | 3 | 3 | 3 | 3 | 3 | 3 | | | |
| | | Fused Spur Unit (Cabinet Light) 接線蘇(櫃燈) | 4 | 2 | 3 | 3 | 3 | 3 | 3 | 3 | 3 | 4 | 4 | 4 | 3 | 3 | 3 | 3 | 3 | 3 | 3 | 3 | 3 | 3 | 3 | 3 | 3 | 3 | 3 | | | |
| | | Fused Spur Unit (Ventilation Fan) 接線蘇(抽氣扇) | 1 | 1 | 1 | 1 | 1 | 1 | 1 | 1 | 1 | 1 | 1 | 1 | 1 | 1 | 1 | 1 | 1 | 1 | 1 | 1 | 1 | 1 | 1 | 1 | 1 | 1 | 1 | | | |
| | | Fused Spur Unit (Air Conditioner) 接線蘇(冷氣機) | 1 | 1 | 1 | 1 | 1 | 1 | 1 | 1 | 1 | 1 | 1 | 1 | 1 | 1 | 1 | 1 | 1 | 1 | 1 | 1 | 1 | 1 | 1 | 1 | 1 | 1 | 1 | | | |
| | | Connection Unit (Oven) 接線蘇(焗爐) | 1 | 1 | 1 | 1 | 1 | 1 | 1 | 1 | 1 | 1 | 1 | 1 | 1 | 1 | 1 | 1 | 1 | 1 | 1 | 1 | 1 | 1 | 1 | 1 | 1 | 1 | 1 | | | |
| | | Connection Unit (Induction Type Hob) 接線蘇(電磁爐) | 1 | 1 | 1 | 1 | 1 | 1 | 1 | 1 | 1 | 1 | 1 | 1 | 1 | 1 | 1 | 1 | 1 | 1 | 1 | 1 | 1 | 1 | 1 | 1 | 1 | 1 | 1 | | | |
| | Dishwasher Connection Point (Water Inlet & Outlet) 洗碗碟機接駁點(來水及去水) | 1 | 1 | 1 | 1 | 1 | 1 | 1 | 1 | 1 | 1 | 1 | 1 | 1 | 1 | 1 | 1 | 1 | 1 | 1 | 1 | 1 | 1 | 1 | 1 | 1 | 1 | 1 | | | | |

Notes:

- “1, 2,” as shown in the above table denotes the quantity of such provision(s) provided in the residential unit.
- The symbol “-” as shown in the above table denotes “not provided” or “not applicable”.
- The quantity of the lighting switch(es) shown in the schedule denotes the quantity of switch faceplates(s).

備註:

- 上表 “1, 2,” 代表此設備於該住宅單位內提供的裝置數量。
- 上表 “-” 代表不提供或不適用。
- 說明表所顯示的燈掣數量是表示燈掣面板的數量。

FITTINGS, FINISHES AND APPLIANCES
裝置、裝修物料及設備

Schedule of Mechanical & Electrical Provisions of Residential Units
住宅單位機電裝置數量說明表

| Location 位置 | Description 描述 | | Villa Avenue 山城徑 | | | | | | | | | | | | | | | | | | | | | | | | | | | | | |
|--------------------------------------|---------------------|---|---------------------|----|----|----|----|----|----|----|----|----|----|----|----|----|----|----|----|----|----|----|----|----|----|----|----|----|----|--|--|--|
| | Exposed Type 外露型 | Non-Exposed Type 非外露型 | 1 | 2 | 3 | 5 | 6 | 7 | 8 | 9 | 10 | 11 | 12 | 15 | 16 | 17 | 18 | 19 | 20 | 21 | 22 | 23 | 25 | 26 | 27 | 28 | 29 | 30 | | | | |
| Kitchen 廚房 | | Double Pole Switch (Oven) 開關掣(焗爐) | 1 | - | 1 | 1 | 1 | 1 | 1 | 1 | 1 | 1 | 1 | 1 | 1 | 1 | 1 | 1 | 1 | 1 | 1 | 1 | 1 | 1 | 1 | 1 | 1 | 1 | 1 | | | |
| | | Double Pole Switch (Induction Type Hob) 開關掣(電磁爐) | 1 | - | 1 | 1 | 1 | 1 | 1 | 1 | 1 | 1 | 1 | 1 | 1 | 1 | 1 | 1 | 1 | 1 | 1 | 1 | 1 | 1 | 1 | 1 | 1 | 1 | 1 | | | |
| | | Air Conditioner Thermostat 冷氣機溫度調節器 | - | 1 | 1 | 1 | 1 | 1 | 1 | 1 | 1 | 1 | 1 | 1 | 1 | 1 | 1 | 1 | 1 | 1 | 1 | 1 | 1 | 1 | 1 | 1 | 1 | 1 | 1 | | | |
| | | Gas Water Heater Temperature Switch 煤氣熱水爐溫度掣 | - | 1 | 1 | 1 | 1 | 1 | 1 | 1 | 1 | 1 | 1 | 1 | 1 | 1 | 1 | 1 | 1 | 1 | 1 | 1 | 1 | 1 | 1 | 1 | 1 | 1 | 1 | | | |
| | | Lighting Point 燈位 | 5 | 11 | 13 | 13 | 13 | 13 | 13 | 13 | 13 | 6 | 6 | 6 | 13 | 13 | 13 | 13 | 13 | 13 | 13 | 13 | 13 | 13 | 13 | 13 | 13 | 13 | 13 | | | |
| | | Lighting Switch 燈掣 | 5 | 2 | 1 | 1 | 1 | 1 | 1 | 1 | 1 | 1 | 1 | 1 | 1 | 1 | 1 | 1 | 1 | 1 | 1 | 1 | 1 | 1 | 1 | 1 | 1 | 1 | 1 | | | |
| Utility room / Store 工作間 / 儲物室 | | 13A Single Socket Outlet 13A 單位電插座 | 1 | - | - | - | - | - | - | - | 1 | 1 | 1 | - | - | - | - | - | - | - | - | - | - | - | - | - | - | - | | | | |
| | | 13A Twin Socket Outlet 13A 雙位電插座 | - | 1 | 1 | 1 | 1 | 1 | 1 | 1 | 1 | 1 | 1 | 1 | 1 | 1 | 1 | 1 | 1 | 1 | 1 | 1 | 1 | 1 | 1 | 1 | 1 | 1 | | | | |
| | | 13A Single Socket Outlet (Washer) 13A 單位電插座(洗衣機) | 1 | 1 | 1 | 1 | 1 | 1 | 1 | 1 | 1 | 1 | 1 | 1 | 1 | 1 | 1 | 1 | 1 | 1 | 1 | 1 | 1 | 1 | 1 | 1 | 1 | 1 | | | | |
| | | 13A Single Socket Outlet (Dryer) 13A 單位電插座(乾衣機) | 1 | 1 | 1 | 1 | 1 | 1 | 1 | 1 | 1 | 1 | 1 | 1 | 1 | 1 | 1 | 1 | 1 | 1 | 1 | 1 | 1 | 1 | 1 | 1 | 1 | 1 | | | | |
| | | Fused Spur Unit (Air Conditioner) 接線蘇(冷氣機) | - | - | 1 | 1 | 1 | 1 | 1 | 1 | 1 | 1 | 1 | 1 | 1 | 1 | 1 | 1 | 1 | 1 | 1 | 1 | 1 | 1 | 1 | 1 | 1 | 1 | | | | |
| | | Double Pole Switch (Ventilation Fan) 開關掣(抽氣扇) | - | - | 1 | 1 | 1 | 1 | 1 | 1 | 2 | 2 | 2 | 1 | 1 | 1 | 1 | 1 | 1 | 1 | 1 | 1 | 1 | 1 | 1 | 1 | 1 | 1 | | | | |
| | | Gas Water Heater Temperature Switch 煤氣熱水爐溫度掣 | - | - | 1 | 1 | 1 | 1 | 1 | 1 | 1 | 1 | 1 | 1 | 1 | 1 | 1 | 1 | 1 | 1 | 1 | 1 | 1 | 1 | 1 | 1 | 1 | 1 | | | | |
| | | Washing Machine Connection Point (Water Inlet & Outlet) 洗衣機接駁點(來水及去水) | 1 | 1 | 1 | 1 | 1 | 1 | 1 | 1 | 1 | 1 | 1 | 1 | 1 | 1 | 1 | 1 | 1 | 1 | 1 | 1 | 1 | 1 | 1 | 1 | 1 | 1 | | | | |
| | | Fire Hose Reel (Break Glass Unit & Alarm Bell) 消防喉轆(消防掣手 & 警鐘) | 1 | 1 | 1 | 1 | 1 | 1 | 1 | 1 | 1 | 1 | 1 | 1 | 1 | 1 | 1 | 1 | 1 | 1 | 1 | 1 | 1 | 1 | 1 | 1 | 1 | 1 | | | | |
| | | Lighting Point 燈位 | 1 | 2 | 3 | 3 | 3 | 3 | 3 | 3 | 3 | 3 | 3 | 3 | 3 | 3 | 3 | 3 | 3 | 3 | 3 | 3 | 3 | 3 | 3 | 3 | 3 | 3 | | | | |
| | | Lighting Switch 燈掣 | 1 | 1 | 3 | 3 | 3 | 3 | 3 | 3 | 3 | 4 | 4 | 4 | 3 | 3 | 3 | 3 | 3 | 3 | 3 | 3 | 3 | 3 | 3 | 3 | 3 | 3 | | | | |

Notes:

- “1, 2,” as shown in the above table denotes the quantity of such provision(s) provided in the residential unit.
- The symbol “-” as shown in the above table denotes “not provided” or “not applicable”.
- The quantity of the lighting switch(es) shown in the schedule denotes the quantity of switch faceplates(s).

備註:

- 上表 “1, 2,” 代表此設備於該住宅單位內提供的裝置數量。
- 上表 “-” 代表不提供或不適用。
- 說明表所顯示的燈掣數量是表示燈掣面板的數量。

Schedule of Mechanical & Electrical Provisions of Residential Units
住宅單位機電裝置數量說明表

| Location 位置 | Description 描述 | | Villa Avenue 山城徑 | | | | | | | | | | | | | | | | | | | | | | | | | | | | | |
|---|---------------------------------------|---|---|---|----|----|----|----|----|----|----|----|----|----|----|----|----|----|----|----|----|----|----|----|----|----|----|----|----|--|--|--|
| | Exposed Type 外露型 | Non-Exposed Type 非外露型 | 1 | 2 | 3 | 5 | 6 | 7 | 8 | 9 | 10 | 11 | 12 | 15 | 16 | 17 | 18 | 19 | 20 | 21 | 22 | 23 | 25 | 26 | 27 | 28 | 29 | 30 | | | | |
| Dressing room/ Corridor/ Staircase 衣帽間/走廊/樓梯 | 13A Single Socket Outlet 13A 單位電插座 | | 1 | - | 2 | 2 | 2 | 2 | 2 | 2 | 4 | 4 | 4 | 2 | 2 | 2 | 2 | 2 | 2 | 2 | 2 | 2 | 2 | 2 | 2 | 2 | 2 | 2 | 2 | | | |
| | 13A Twin Socket Outlet 13A 雙位電插座 | | 1 | 1 | 2 | 2 | 2 | 2 | 2 | 2 | 3 | 3 | 3 | 2 | 2 | 2 | 2 | 2 | 2 | 2 | 2 | 2 | 2 | 2 | 2 | 2 | 2 | 2 | 2 | | | |
| | TV / FM Outlet 電視 / 電台天線插座 | | - | - | 1 | 1 | 1 | 1 | 1 | 1 | 1 | 1 | 1 | 1 | 1 | 1 | 1 | 1 | 1 | 1 | 1 | 1 | 1 | 1 | 1 | 1 | 1 | 1 | 1 | | | |
| | Telephone Outlet 電話插座 | | - | - | 1 | 1 | 1 | 1 | 1 | 1 | 1 | 1 | 1 | 1 | 1 | 1 | 1 | 1 | 1 | 1 | 1 | 1 | 1 | 1 | 1 | 1 | 1 | 1 | 1 | | | |
| | Data Point 網路位 | | - | - | 1 | 1 | 1 | 1 | 1 | 1 | 1 | 1 | 1 | 1 | 1 | 1 | 1 | 1 | 1 | 1 | 1 | 1 | 1 | 1 | 1 | 1 | 1 | 1 | 1 | | | |
| | | Data Point 網路位 | | 1 | 1 | 2 | 2 | 2 | 2 | 2 | 2 | 3 | 3 | 3 | 2 | 2 | 2 | 2 | 2 | 2 | 2 | 2 | 2 | 2 | 2 | 2 | 2 | 2 | 2 | | | |
| | | Video Door Phone 視像對講機 | | 1 | - | 1 | 1 | 1 | 1 | 1 | 1 | 1 | 1 | 1 | 1 | 1 | 1 | 1 | 1 | 1 | 1 | 1 | 1 | 1 | 1 | 1 | 1 | 1 | 1 | | | |
| | | Double Pole Switch (Ventilation Fan) 開關掣(抽氣扇) | | - | 1 | 1 | 1 | 1 | 1 | 1 | 1 | 2 | 2 | 2 | 1 | 1 | 1 | 1 | 1 | 1 | 1 | 1 | 1 | 1 | 1 | 1 | 1 | 1 | 1 | | | |
| | | | Isolating Switch (Lift) 開關掣(升降機) | 1 | - | 1 | 1 | 1 | 1 | 1 | 1 | 1 | 1 | 1 | 1 | 1 | 1 | 1 | 1 | 1 | 1 | 1 | 1 | 1 | 1 | 1 | 1 | 1 | 1 | | | |
| | | | Fused Spur Unit (Air Conditioner) 接線蘇(冷氣機) | 1 | 2 | 1 | 1 | 1 | 1 | 1 | 1 | 4 | 4 | 4 | 1 | 1 | 1 | 1 | 1 | 1 | 1 | 1 | 1 | 1 | 1 | 1 | 1 | 1 | 1 | | | |
| | | Air Conditioner Thermostat 冷氣機溫度調節器 | | 1 | - | 1 | 1 | 1 | 1 | 1 | 1 | 2 | 2 | 2 | 1 | 1 | 1 | 1 | 1 | 1 | 1 | 1 | 1 | 1 | 1 | 1 | 1 | 1 | 1 | | | |
| | | Lighting Point 燈位 | | 6 | 10 | 45 | 45 | 41 | 45 | 45 | 45 | 42 | 42 | 42 | 45 | 45 | 45 | 45 | 41 | 45 | 45 | 45 | 45 | 45 | 45 | 45 | 45 | 45 | 45 | | | |
| | | Lighting Switch 燈掣 | | 1 | 5 | 5 | 7 | 7 | 7 | 7 | 7 | 19 | 19 | 19 | 7 | 7 | 7 | 7 | 7 | 7 | 7 | 7 | 7 | 7 | 7 | 7 | 7 | 7 | 7 | | | |

Notes:

- “1, 2,” as shown in the above table denotes the quantity of such provision(s) provided in the residential unit.
- The symbol “-” as shown in the above table denotes “not provided” or “not applicable”.
- The quantity of the lighting switch(es) shown in the schedule denotes the quantity of switch faceplates(s).

備註：

- 上表 “1, 2,” 代表此設備於該住宅單位內提供的裝置數量。
- 上表 “-” 代表不提供或不適用。
- 說明表所顯示的燈掣數量是表示燈掣面板的數量。

FITTINGS, FINISHES AND APPLIANCES
裝置、裝修物料及設備

Schedule of Mechanical & Electrical Provisions of Residential Units
住宅單位機電裝置數量說明表

| Location 位置 | Description 描述 | | Villa Avenue 山城徑 | | | | | | | | | | | | | | | | | | | | | | | | | | | | | |
|------------------------|--|---|---------------------|---|----|----|----|----|----|----|----|----|----|----|----|----|----|----|----|----|----|----|----|----|----|----|----|----|----|--|--|--|
| | Exposed Type 外露型 | Non-Exposed Type 非外露型 | 1 | 2 | 3 | 5 | 6 | 7 | 8 | 9 | 10 | 11 | 12 | 15 | 16 | 17 | 18 | 19 | 20 | 21 | 22 | 23 | 25 | 26 | 27 | 28 | 29 | 30 | | | | |
| Master bedroom 主人睡房 | 13A Single Socket Outlet 13A 單位電插座 | | 2 | 1 | 4 | 4 | 4 | 4 | 4 | 4 | 4 | 4 | 4 | 4 | 4 | 4 | 4 | 4 | 4 | 4 | 4 | 4 | 4 | 4 | 4 | 4 | 4 | 4 | 4 | | | |
| | 13A Twin Socket Outlet 13A 雙位電插座 | | 6 | 5 | 4 | 4 | 4 | 4 | 4 | 4 | 4 | 4 | 4 | 4 | 4 | 4 | 4 | 4 | 4 | 4 | 4 | 4 | 4 | 4 | 4 | 4 | 4 | 4 | 4 | | | |
| | TV / FM Outlet 電視 / 電台天線插座 | | 1 | 1 | 4 | 4 | 4 | 4 | 4 | 4 | 4 | 4 | 4 | 4 | 4 | 4 | 4 | 4 | 4 | 4 | 4 | 4 | 4 | 4 | 4 | 4 | 4 | 4 | 4 | | | |
| | Data Point 網路位 | | 1 | 1 | 4 | 4 | 4 | 4 | 4 | 4 | 4 | 4 | 4 | 4 | 4 | 4 | 4 | 4 | 4 | 4 | 4 | 4 | 4 | 4 | 4 | 4 | 4 | 4 | 4 | | | |
| | | Fused Spur Unit (Air Conditioner) 接線蘇(冷氣機) | 4 | 2 | 3 | 3 | 3 | 3 | 3 | 3 | 3 | 4 | 4 | 4 | 3 | 3 | 3 | 3 | 3 | 3 | 3 | 3 | 3 | 3 | 3 | 3 | 3 | 3 | 3 | | | |
| | Double Pole Switch (Ventilation Fan) 開關掣(抽氣扇) | | - | 1 | 1 | 1 | 1 | 1 | 1 | 1 | 1 | 1 | 1 | 1 | 1 | 1 | 1 | 1 | 1 | 1 | 1 | 1 | 1 | 1 | 1 | 1 | 1 | 1 | 1 | | | |
| | Air Conditioner Thermostat 冷氣機溫度調節器 | | 4 | 1 | 3 | 3 | 3 | 3 | 3 | 3 | 3 | 3 | 3 | 3 | 3 | 3 | 3 | 3 | 3 | 3 | 3 | 3 | 3 | 3 | 3 | 3 | 3 | 3 | 3 | | | |
| | Lighting Point 燈位 | | 15 | 8 | 11 | 11 | 11 | 11 | 11 | 11 | 11 | 14 | 14 | 14 | 11 | 11 | 11 | 11 | 11 | 11 | 11 | 11 | 11 | 11 | 11 | 11 | 11 | 11 | 11 | | | |
| | Lighting Switch 燈掣 | | 7 | 3 | 4 | 4 | 4 | 4 | 4 | 4 | 4 | 5 | 5 | 5 | 4 | 4 | 4 | 4 | 4 | 4 | 4 | 4 | 4 | 4 | 4 | 4 | 4 | 4 | 4 | | | |
| Bedroom 1 睡房1 | 13A Single Socket Outlet 13A 單位電插座 | | 1 | 1 | 3 | 3 | 3 | 3 | 3 | 3 | 3 | 3 | 3 | 3 | 3 | 3 | 3 | 3 | 3 | 3 | 3 | 3 | 3 | 3 | 3 | 3 | 3 | 3 | | | | |
| | 13A Twin Socket Outlet 13A 雙位電插座 | | 5 | 3 | 1 | 1 | 1 | 1 | 1 | 1 | 1 | 1 | 1 | 1 | 1 | 1 | 1 | 1 | 1 | 1 | 1 | 1 | 1 | 1 | 1 | 1 | 1 | 1 | | | | |
| | TV / FM Outlet 電視 / 電台天線插座 | | 1 | 1 | 1 | 1 | 1 | 1 | 1 | 1 | 1 | 1 | 1 | 1 | 1 | 1 | 1 | 1 | 1 | 1 | 1 | 1 | 1 | 1 | 1 | 1 | 1 | 1 | | | | |
| | Data Point 網路位 | | 1 | 1 | 1 | 1 | 1 | 1 | 1 | 1 | 1 | 1 | 1 | 1 | 1 | 1 | 1 | 1 | 1 | 1 | 1 | 1 | 1 | 1 | 1 | 1 | 1 | 1 | | | | |
| | | Fused Spur Unit (Air Conditioner) 接線蘇(冷氣機) | 3 | 1 | 1 | 1 | 1 | 1 | 1 | 1 | 1 | 1 | 1 | 1 | 1 | 1 | 1 | 1 | 1 | 1 | 1 | 1 | 1 | 1 | 1 | 1 | 1 | 1 | | | | |
| | Double Pole Switch (Ventilation Fan) 開關掣(抽氣扇) | | - | - | 1 | 1 | 1 | 1 | 1 | 1 | 1 | 1 | 1 | 1 | 1 | 1 | 1 | 1 | 1 | 1 | 1 | 1 | 1 | 1 | 1 | 1 | 1 | 1 | | | | |
| | Air Conditioner Thermostat 冷氣機溫度調節器 | | 3 | 1 | 1 | 1 | 1 | 1 | 1 | 1 | 1 | 1 | 1 | 1 | 1 | 1 | 1 | 1 | 1 | 1 | 1 | 1 | 1 | 1 | 1 | 1 | 1 | 1 | | | | |
| | Lighting Point 燈位 | | 14 | 4 | 5 | 5 | 5 | 5 | 5 | 5 | 5 | 6 | 6 | 6 | 5 | 5 | 5 | 5 | 5 | 5 | 5 | 5 | 5 | 5 | 5 | 5 | 5 | 5 | | | | |
| | Lighting Switch 燈掣 | | 5 | 1 | 3 | 3 | 3 | 3 | 3 | 3 | 3 | 2 | 2 | 2 | 3 | 3 | 3 | 3 | 3 | 3 | 3 | 3 | 3 | 3 | 3 | 3 | 3 | 3 | | | | |

Notes:

- “1, 2, ……” as shown in the above table denotes the quantity of such provision(s) provided in the residential unit.
- The symbol “-” as shown in the above table denotes “not provided” or “not applicable”.
- The quantity of the lighting switch(es) shown in the schedule denotes the quantity of switch faceplates(s).

備註:

- 上表 “1, 2, ……” 代表此設備於該住宅單位內提供的裝置數量。
- 上表 “-” 代表不提供或不適用。
- 說明表所顯示的燈掣數量是表示燈掣面板的數量。

Schedule of Mechanical & Electrical Provisions of Residential Units
住宅單位機電裝置數量說明表

| Location 位置 | Description 描述 | | Villa Avenue 山城徑 | | | | | | | | | | | | | | | | | | | | | | | | | | | | | |
|------------------|--|---|---------------------|---|---|---|---|---|---|---|----|----|----|----|----|----|----|----|----|----|----|----|----|----|----|----|----|----|---|--|--|--|
| | Exposed Type 外露型 | Non-Exposed Type 非外露型 | 1 | 2 | 3 | 5 | 6 | 7 | 8 | 9 | 10 | 11 | 12 | 15 | 16 | 17 | 18 | 19 | 20 | 21 | 22 | 23 | 25 | 26 | 27 | 28 | 29 | 30 | | | | |
| Bedroom 2 睡房2 | 13A Single Socket Outlet 13A 單位電插座 | | 1 | 4 | 3 | 3 | 3 | 3 | 3 | 3 | 3 | 3 | 3 | 3 | 3 | 3 | 3 | 3 | 3 | 3 | 3 | 3 | 3 | 3 | 3 | 3 | 3 | 3 | 3 | | | |
| | 13A Twin Socket Outlet 13A 雙位電插座 | | 5 | 3 | 1 | 1 | 1 | 1 | 1 | 1 | 1 | 1 | 1 | 1 | 1 | 1 | 1 | 1 | 1 | 1 | 1 | 1 | 1 | 1 | 1 | 1 | 1 | 1 | 1 | | | |
| | TV / FM Outlet 電視 / 電台天線插座 | | 1 | 1 | 1 | 1 | 1 | 1 | 1 | 1 | 1 | 1 | 1 | 1 | 1 | 1 | 1 | 1 | 1 | 1 | 1 | 1 | 1 | 1 | 1 | 1 | 1 | 1 | 1 | | | |
| | Data Point 網路位 | | 1 | 1 | 1 | 1 | 1 | 1 | 1 | 1 | 1 | 1 | 1 | 1 | 1 | 1 | 1 | 1 | 1 | 1 | 1 | 1 | 1 | 1 | 1 | 1 | 1 | 1 | 1 | | | |
| | | Fused Spur Unit (Air Conditioner) 接線蘇(冷氣機) | 3 | 1 | 1 | 1 | 1 | 1 | 1 | 1 | 1 | 1 | 1 | 1 | 1 | 1 | 1 | 1 | 1 | 1 | 1 | 1 | 1 | 1 | 1 | 1 | 1 | 1 | 1 | | | |
| | Air Conditioner Thermostat 冷氣機溫度調節器 | | 3 | 1 | 1 | 1 | 1 | 1 | 1 | 1 | 1 | 1 | 1 | 1 | 1 | 1 | 1 | 1 | 1 | 1 | 1 | 1 | 1 | 1 | 1 | 1 | 1 | 1 | 1 | | | |
| | Lighting Point 燈位 | | 14 | 4 | 6 | 6 | 6 | 6 | 6 | 6 | 6 | 6 | 6 | 6 | 6 | 6 | 6 | 6 | 6 | 6 | 6 | 6 | 6 | 6 | 6 | 6 | 6 | 6 | 6 | | | |
| | Lighting Switch 燈掣 | | 5 | 1 | 1 | 1 | 1 | 1 | 1 | 1 | 1 | 1 | 1 | 1 | 1 | 1 | 1 | 1 | 1 | 1 | 1 | 1 | 1 | 1 | 1 | 1 | 1 | 1 | 1 | | | |
| Bedroom 3 睡房3 | 13A Single Socket Outlet 13A 單位電插座 | | - | - | 3 | 3 | 3 | 3 | 3 | 3 | 2 | 2 | 2 | 3 | 3 | 3 | 3 | 3 | 3 | 3 | 3 | 3 | 3 | 3 | 3 | 3 | 3 | 3 | 3 | | | |
| | 13A Twin Socket Outlet 13A 雙位電插座 | | 5 | 1 | 1 | 1 | 1 | 1 | 1 | 1 | 1 | 1 | 1 | 1 | 1 | 1 | 1 | 1 | 1 | 1 | 1 | 1 | 1 | 1 | 1 | 1 | 1 | 1 | | | | |
| | TV / FM Outlet 電視 / 電台天線插座 | | 1 | 1 | 1 | 1 | 1 | 1 | 1 | 1 | 1 | 1 | 1 | 1 | 1 | 1 | 1 | 1 | 1 | 1 | 1 | 1 | 1 | 1 | 1 | 1 | 1 | 1 | | | | |
| | Data Point 網路位 | | 1 | 1 | 1 | 1 | 1 | 1 | 1 | 1 | 1 | 1 | 1 | 1 | 1 | 1 | 1 | 1 | 1 | 1 | 1 | 1 | 1 | 1 | 1 | 1 | 1 | 1 | | | | |
| | | Fused Spur Unit (Air Conditioner) 接線蘇(冷氣機) | 2 | 1 | 1 | 1 | 1 | 1 | 1 | 1 | 1 | 1 | 1 | 1 | 1 | 1 | 1 | 1 | 1 | 1 | 1 | 1 | 1 | 1 | 1 | 1 | 1 | 1 | | | | |
| | Air Conditioner Thermostat 冷氣機溫度調節器 | | 2 | 1 | 1 | 1 | 1 | 1 | 1 | 1 | 1 | 1 | 1 | 1 | 1 | 1 | 1 | 1 | 1 | 1 | 1 | 1 | 1 | 1 | 1 | 1 | 1 | 1 | | | | |
| | Lighting Point 燈位 | | 10 | 6 | 6 | 6 | 6 | 6 | 6 | 6 | 6 | 4 | 4 | 4 | 6 | 6 | 6 | 6 | 6 | 6 | 6 | 6 | 6 | 6 | 6 | 6 | 6 | 6 | | | | |
| | Lighting Switch 燈掣 | | 3 | 6 | 1 | 1 | 1 | 1 | 1 | 1 | 1 | 1 | 1 | 1 | 1 | 1 | 1 | 1 | 1 | 1 | 1 | 1 | 1 | 1 | 1 | 1 | 1 | 1 | | | | |

Notes:

- “1, 2,” as shown in the above table denotes the quantity of such provision(s) provided in the residential unit.
- The symbol “-” as shown in the above table denotes “not provided” or “not applicable”.
- The quantity of the lighting switch(es) shown in the schedule denotes the quantity of switch faceplates(s).

備註：

- 上表 “1, 2,” 代表此設備於該住宅單位內提供的裝置數量。
- 上表 “-” 代表不提供或不適用。
- 說明表所顯示的燈掣數量是表示燈掣面板的數量。

FITTINGS, FINISHES AND APPLIANCES
裝置、裝修物料及設備

Schedule of Mechanical & Electrical Provisions of Residential Units
住宅單位機電裝置數量說明表

| Location 位置 | Description 描述 | | Villa Avenue 山城徑 | | | | | | | | | | | | | | | | | | | | | | | | | | | | | |
|------------------|--|---|---------------------|---|---|---|---|---|---|---|----|----|----|----|----|----|----|----|----|----|----|----|----|----|----|----|----|----|---|--|--|--|
| | Exposed Type 外露型 | Non-Exposed Type 非外露型 | 1 | 2 | 3 | 5 | 6 | 7 | 8 | 9 | 10 | 11 | 12 | 15 | 16 | 17 | 18 | 19 | 20 | 21 | 22 | 23 | 25 | 26 | 27 | 28 | 29 | 30 | | | | |
| Bedroom 4 睡房4 | 13A Single Socket Outlet 13A 單位電插座 | | - | - | 3 | 3 | 3 | 3 | 3 | 3 | - | - | - | 3 | 3 | 3 | 3 | 3 | 3 | 3 | 3 | 3 | 3 | 3 | 3 | 3 | 3 | 3 | 3 | | | |
| | 13A Twin Socket Outlet 13A 雙位電插座 | | - | 6 | 1 | 1 | 1 | 1 | 1 | 1 | - | - | - | 1 | 1 | 1 | 1 | 1 | 1 | 1 | 1 | 1 | 1 | 1 | 1 | 1 | 1 | 1 | | | | |
| | TV / FM Outlet 電視 / 電台天線插座 | | - | 1 | 1 | 1 | 1 | 1 | 1 | 1 | - | - | - | 1 | 1 | 1 | 1 | 1 | 1 | 1 | 1 | 1 | 1 | 1 | 1 | 1 | 1 | 1 | | | | |
| | Data Point 網路位 | | - | 1 | 1 | 1 | 1 | 1 | 1 | 1 | - | - | - | 1 | 1 | 1 | 1 | 1 | 1 | 1 | 1 | 1 | 1 | 1 | 1 | 1 | 1 | 1 | | | | |
| | | Fused Spur Unit (Air Conditioner) 接線蘇(冷氣機) | | - | 1 | 1 | 1 | 1 | 1 | 1 | 1 | - | - | - | 1 | 1 | 1 | 1 | 1 | 1 | 1 | 1 | 1 | 1 | 1 | 1 | 1 | 1 | | | | |
| | Air Conditioner Thermostat 冷氣機溫度調節器 | | - | 1 | 1 | 1 | 1 | 1 | 1 | 1 | 1 | - | - | - | 1 | 1 | 1 | 1 | 1 | 1 | 1 | 1 | 1 | 1 | 1 | 1 | 1 | 1 | | | | |
| | Lighting Point 燈位 | | - | 4 | 6 | 6 | 6 | 6 | 6 | 6 | 6 | - | - | - | 6 | 6 | 6 | 6 | 6 | 6 | 6 | 6 | 6 | 6 | 6 | 6 | 6 | 6 | | | | |
| | Lighting Switch 燈掣 | | - | 1 | 1 | 1 | 1 | 1 | 1 | 1 | 1 | - | - | - | 1 | 1 | 1 | 1 | 1 | 1 | 1 | 1 | 1 | 1 | 1 | 1 | 1 | 1 | | | | |

Notes:

- “1, 2,” as shown in the above table denotes the quantity of such provision(s) provided in the residential unit.
- The symbol “-” as shown in the above table denotes “not provided” or “not applicable”.
- The quantity of the lighting switch(es) shown in the schedule denotes the quantity of switch faceplates(s).

備註:

- 上表 “1, 2,” 代表此設備於該住宅單位內提供的裝置數量。
- 上表 “-” 代表不提供或不適用。
- 說明表所顯示的燈掣數量是表示燈掣面板的數量。

Schedule of Mechanical & Electrical Provisions of Residential Units
住宅單位機電裝置數量說明表

| Location 位置 | Description 描述 | | Villa Avenue 山城徑 | | | | | | | | | | | | | | | | | | | | | | | | | | | | | |
|-------------------------|---------------------|--|---------------------|---|----|----|----|----|----|----|----|----|----|----|----|----|----|----|----|----|----|----|----|----|----|----|----|----|----|--|--|--|
| | Exposed Type 外露型 | Non-Exposed Type 非外露型 | 1 | 2 | 3 | 5 | 6 | 7 | 8 | 9 | 10 | 11 | 12 | 15 | 16 | 17 | 18 | 19 | 20 | 21 | 22 | 23 | 25 | 26 | 27 | 28 | 29 | 30 | | | | |
| Master bathroom 主人浴室 | | 13A Single Socket Outlet (With USB Port) 13A 單位電插座(附有USB接口) | - | 1 | 2 | 2 | 2 | 2 | 2 | 2 | 2 | 2 | 2 | 2 | 2 | 2 | 2 | 2 | 2 | 2 | 2 | 2 | 2 | 2 | 2 | 2 | 2 | 2 | 2 | | | |
| | | 13A Single Socket Outlet 13A 單位電插座 | 2 | - | - | - | - | - | - | - | - | - | - | - | - | - | - | - | - | - | - | - | - | - | - | - | - | - | - | | | |
| | | Fused Spur Unit (Air Conditioner) 接線蘇(冷氣機) | 1 | 1 | 1 | 1 | 1 | 1 | 1 | 1 | 1 | 1 | 1 | 1 | 1 | 1 | 1 | 1 | 1 | 1 | 1 | 1 | 1 | 1 | 1 | 1 | 1 | 1 | 1 | | | |
| | | Fused Spur Unit (Towel Warmer) 接線蘇(發熱毛巾架) | 1 | 1 | 1 | 1 | 1 | 1 | 1 | 1 | 1 | 1 | 1 | 1 | 1 | 1 | 1 | 1 | 1 | 1 | 1 | 1 | 1 | 1 | 1 | 1 | 1 | 1 | 1 | | | |
| | | Fused Spur Unit (Ventilation Fan) 接線蘇(抽氣扇) | 1 | 1 | 1 | 1 | 1 | 1 | 1 | 1 | 1 | 1 | 1 | 1 | 1 | 1 | 1 | 1 | 1 | 1 | 1 | 1 | 1 | 1 | 1 | 1 | 1 | 1 | 1 | | | |
| | | Fused Spur Unit (Floor Heating System) 接線蘇(地熱系統) | 1 | - | - | - | - | - | - | - | - | - | - | - | - | - | - | - | - | - | - | - | - | - | - | - | - | - | - | | | |
| | | Fused Spur Unit (Automatic Bidet) 接線蘇(自動坐浴盆) | 1 | - | - | - | - | - | - | - | - | - | - | - | - | - | - | - | - | - | - | - | - | - | - | - | - | - | - | | | |
| | | Fused Spur Unit (Mirror Demister) 接線蘇(鏡子除霧器) | 1 | - | - | - | - | - | - | - | - | - | - | - | - | - | - | - | - | - | - | - | - | - | - | - | - | - | - | | | |
| | | Data Point 網路位 | - | - | 1 | 1 | 1 | 1 | 1 | 1 | 1 | 1 | 1 | 1 | 1 | 1 | 1 | 1 | 1 | 1 | 1 | 1 | 1 | 1 | 1 | 1 | 1 | 1 | 1 | | | |
| | | Air Conditioner Thermostat 冷氣機溫度調節器 | 1 | - | 1 | 1 | 1 | 1 | 1 | 1 | 1 | 1 | 1 | 1 | 1 | 1 | 1 | 1 | 1 | 1 | 1 | 1 | 1 | 1 | 1 | 1 | 1 | 1 | 1 | | | |
| | | Gas Water Heater Temperature Switch 煤氣熱水爐溫度掣 | 1 | 1 | 1 | 1 | 1 | 1 | 1 | 1 | 1 | 1 | 1 | 1 | 1 | 1 | 1 | 1 | 1 | 1 | 1 | 1 | 1 | 1 | 1 | 1 | 1 | 1 | 1 | | | |
| | | Lighting Point 燈位 | 10 | 8 | 22 | 22 | 22 | 22 | 22 | 22 | 22 | 22 | 22 | 22 | 22 | 22 | 22 | 22 | 22 | 22 | 22 | 22 | 22 | 22 | 22 | 22 | 22 | 22 | 22 | | | |
| | | Lighting Switch 燈掣 | 1 | - | - | - | - | - | - | - | - | - | - | - | - | - | - | - | - | - | - | - | - | - | - | - | - | - | - | | | |

Notes:

- “1, 2,” as shown in the above table denotes the quantity of such provision(s) provided in the residential unit.
- The symbol “-” as shown in the above table denotes “not provided” or “not applicable”.
- The quantity of the lighting switch(es) shown in the schedule denotes the quantity of switch faceplates(s).

備註:

- 上表 “1, 2,” 代表此設備於該住宅單位內提供的裝置數量。
- 上表 “-” 代表不提供或不適用。
- 說明表所顯示的燈掣數量是表示燈掣面板的數量。

FITTINGS, FINISHES AND APPLIANCES
裝置、裝修物料及設備

Schedule of Mechanical & Electrical Provisions of Residential Units
住宅單位機電裝置數量說明表

| Location 位置 | Description 描述 | | Villa Avenue 山城徑 | | | | | | | | | | | | | | | | | | | | | | | | | | | | | |
|-------------------|---------------------|--|---------------------|---|---|----|----|----|----|----|----|----|----|----|----|----|----|----|----|----|----|----|----|----|----|----|----|----|----|--|--|--|
| | Exposed Type 外露型 | Non-Exposed Type 非外露型 | 1 | 2 | 3 | 5 | 6 | 7 | 8 | 9 | 10 | 11 | 12 | 15 | 16 | 17 | 18 | 19 | 20 | 21 | 22 | 23 | 25 | 26 | 27 | 28 | 29 | 30 | | | | |
| Bathroom 1 浴室1 | | 13A Single Socket Outlet (With USB Port) 13A 單位電插座(附有USB接口) | - | 1 | 1 | 1 | 1 | 1 | 1 | 1 | 1 | 1 | 1 | 1 | 1 | 1 | 1 | 1 | 1 | 1 | 1 | 1 | 1 | 1 | 1 | 1 | 1 | 1 | 1 | | | |
| | | 13A Single Socket Outlet 13A 單位電插座 | 1 | - | - | - | - | - | - | - | - | - | - | - | - | - | - | - | - | - | - | - | - | - | - | - | - | - | - | | | |
| | | Fused Spur Unit (Towel Warmer) 接線蘇(發熱毛巾架) | 1 | 1 | 1 | 1 | 1 | 1 | 1 | 1 | 1 | 1 | 1 | 1 | 1 | 1 | 1 | 1 | 1 | 1 | 1 | 1 | 1 | 1 | 1 | 1 | 1 | 1 | 1 | | | |
| | | Fused Spur Unit (Ventilation Fan) 接線蘇(抽氣扇) | 1 | 1 | 1 | 1 | 1 | 1 | 1 | 1 | 1 | 1 | 1 | 1 | 1 | 1 | 1 | 1 | 1 | 1 | 1 | 1 | 1 | 1 | 1 | 1 | 1 | 1 | 1 | | | |
| | | Fused Spur Unit (Floor Heating System) 接線蘇(地熱系統) | 1 | - | - | - | - | - | - | - | - | - | - | - | - | - | - | - | - | - | - | - | - | - | - | - | - | - | - | | | |
| | | Fused Spur Unit (Automatic Bidet) 接線蘇(自動坐浴盆) | 1 | - | - | - | - | - | - | - | - | - | - | - | - | - | - | - | - | - | - | - | - | - | - | - | - | - | - | | | |
| | | Fused Spur Unit (Mirror Demister) 接線蘇(鏡子除霧器) | 1 | - | - | - | - | - | - | - | - | - | - | - | - | - | - | - | - | - | - | - | - | - | - | - | - | - | - | | | |
| | | Double Pole Switch (Thermo Ventilator) 開關掣(浴室寶) | 1 | 1 | 1 | 1 | 1 | 1 | 1 | 1 | 1 | 1 | 1 | 1 | 1 | 1 | 1 | 1 | 1 | 1 | 1 | 1 | 1 | 1 | 1 | 1 | 1 | 1 | 1 | | | |
| | | Gas Water Heater Temperature Switch 煤氣熱水爐溫度掣 | 1 | 1 | 1 | 1 | 1 | 1 | 1 | 1 | 1 | 1 | 1 | 1 | 1 | 1 | 1 | 1 | 1 | 1 | 1 | 1 | 1 | 1 | 1 | 1 | 1 | 1 | 1 | | | |
| | | Lighting Point 燈位 | | 5 | 2 | 13 | 13 | 13 | 13 | 13 | 13 | 13 | 4 | 4 | 4 | 13 | 13 | 13 | 13 | 13 | 13 | 13 | 13 | 13 | 13 | 13 | 13 | 13 | 13 | | | |
| | | Lighting Switch 燈掣 | | 2 | - | - | - | - | - | - | - | - | - | - | - | - | - | - | - | - | - | - | - | - | - | - | - | - | - | | | |

Notes:

- “1, 2,” as shown in the above table denotes the quantity of such provision(s) provided in the residential unit.
- The symbol “-” as shown in the above table denotes “not provided” or “not applicable”.
- The quantity of the lighting switch(es) shown in the schedule denotes the quantity of switch faceplates(s).

備註:

- 上表 “1, 2,” 代表此設備於該住宅單位內提供的裝置數量。
- 上表 “-” 代表不提供或不適用。
- 說明表所顯示的燈掣數量是表示燈掣面板的數量。

Schedule of Mechanical & Electrical Provisions of Residential Units
住宅單位機電裝置數量說明表

| Location 位置 | Description 描述 | | Villa Avenue 山城徑 | | | | | | | | | | | | | | | | | | | | | | | | | | | | | |
|-------------------|---------------------|--|---------------------|---|----|----|----|----|----|----|----|----|----|----|----|----|----|----|----|----|----|----|----|----|----|----|----|----|----|--|--|--|
| | Exposed Type 外露型 | Non-Exposed Type 非外露型 | 1 | 2 | 3 | 5 | 6 | 7 | 8 | 9 | 10 | 11 | 12 | 15 | 16 | 17 | 18 | 19 | 20 | 21 | 22 | 23 | 25 | 26 | 27 | 28 | 29 | 30 | | | | |
| Bathroom 2 浴室2 | | 13A Single Socket Outlet (With USB Port) 13A 單位電插座(附有USB接口) | - | 1 | 1 | 1 | 1 | 1 | 1 | 1 | 1 | 1 | 1 | 1 | 1 | 1 | 1 | 1 | 1 | 1 | 1 | 1 | 1 | 1 | 1 | 1 | 1 | 1 | 1 | | | |
| | | 13A Single Socket Outlet 13A 單位電插座 | 1 | - | - | - | - | - | - | - | - | - | - | - | - | - | - | - | - | - | - | - | - | - | - | - | - | - | - | | | |
| | | Fused Spur Unit (Towel Warmer) 接線蘇(發熱毛巾架) | - | 1 | 1 | 1 | 1 | 1 | 1 | 1 | 1 | 1 | 1 | 1 | 1 | 1 | 1 | 1 | 1 | 1 | 1 | 1 | 1 | 1 | 1 | 1 | 1 | 1 | 1 | | | |
| | | Fused Spur Unit (Ventilation Fan) 接線蘇(抽氣扇) | 1 | 1 | 1 | 1 | 1 | 1 | 1 | 1 | 1 | 1 | 1 | 1 | 1 | 1 | 1 | 1 | 1 | 1 | 1 | 1 | 1 | 1 | 1 | 1 | 1 | 1 | 1 | | | |
| | | Fused Spur Unit (Floor Heating System) 接線蘇(地熱系統) | 1 | - | - | - | - | - | - | - | - | - | - | - | - | - | - | - | - | - | - | - | - | - | - | - | - | - | - | | | |
| | | Fused Spur Unit (Automatic Bidet) 接線蘇(自動坐浴盆) | 1 | - | - | - | - | - | - | - | - | - | - | - | - | - | - | - | - | - | - | - | - | - | - | - | - | - | - | | | |
| | | Fused Spur Unit (Mirror Demister) 接線蘇(鏡子除霧器) | 1 | - | - | - | - | - | - | - | - | - | - | - | - | - | - | - | - | - | - | - | - | - | - | - | - | - | - | | | |
| | | Double Pole Switch (Thermo Ventilator) 開關掣(浴室寶) | 1 | 1 | 1 | 1 | 1 | 1 | 1 | 1 | 1 | 1 | 1 | 1 | 1 | 1 | 1 | 1 | 1 | 1 | 1 | 1 | 1 | 1 | 1 | 1 | 1 | 1 | 1 | | | |
| | | Gas Water Heater Temperature Switch 煤氣熱水爐溫度掣 | 1 | 1 | 1 | 1 | 1 | 1 | 1 | 1 | 1 | 1 | 1 | 1 | 1 | 1 | 1 | 1 | 1 | 1 | 1 | 1 | 1 | 1 | 1 | 1 | 1 | 1 | 1 | | | |
| | | Lighting Point 燈位 | 9 | 4 | 11 | 12 | 12 | 12 | 12 | 12 | 12 | 4 | 4 | 4 | 12 | 12 | 12 | 12 | 12 | 12 | 12 | 12 | 12 | 12 | 12 | 12 | 12 | 12 | 12 | | | |
| | | Lighting Switch 燈掣 | 2 | - | - | - | - | - | - | - | - | - | - | - | - | - | - | - | - | - | - | - | - | - | - | - | - | - | - | | | |

Notes:

- “1, 2,” as shown in the above table denotes the quantity of such provision(s) provided in the residential unit.
- The symbol “-” as shown in the above table denotes “not provided” or “not applicable”.
- The quantity of the lighting switch(es) shown in the schedule denotes the quantity of switch faceplates(s).

備註:

- 上表 “1, 2,” 代表此設備於該住宅單位內提供的裝置數量。
- 上表 “-” 代表不提供或不適用。
- 說明表所顯示的燈掣數量是表示燈掣面板的數量。

FITTINGS, FINISHES AND APPLIANCES
裝置、裝修物料及設備

Schedule of Mechanical & Electrical Provisions of Residential Units
住宅單位機電裝置數量說明表

| Location 位置 | Description 描述 | | Villa Avenue 山城徑 | | | | | | | | | | | | | | | | | | | | | | | | | | | | | |
|--------------------|---------------------|---|---------------------|---|---|---|---|---|---|---|----|----|----|----|----|----|----|----|----|----|----|----|----|----|----|----|----|----|---|--|--|--|
| | Exposed Type 外露型 | Non-Exposed Type 非外露型 | 1 | 2 | 3 | 5 | 6 | 7 | 8 | 9 | 10 | 11 | 12 | 15 | 16 | 17 | 18 | 19 | 20 | 21 | 22 | 23 | 25 | 26 | 27 | 28 | 29 | 30 | | | | |
| Bathroom 3 浴室3 | | 13A Single Socket Outlet 13A 單位電插座 | 1 | - | - | - | - | - | - | - | - | - | - | - | - | - | - | - | - | - | - | - | - | - | - | - | - | - | - | | | |
| | | Fused Spur Unit (Ventilation Fan and Thermo Ventilator) 接線蘇(抽氣扇及浴室寶) | 1 | - | - | - | - | - | - | - | - | - | - | - | - | - | - | - | - | - | - | - | - | - | - | - | - | - | - | | | |
| | | Fused Spur Unit (Floor Heating System) 接線蘇(地熱系統) | 1 | - | - | - | - | - | - | - | - | - | - | - | - | - | - | - | - | - | - | - | - | - | - | - | - | - | - | | | |
| | | Fused Spur Unit (Automatic Bidet) 接線蘇(自動坐浴盆) | 1 | - | - | - | - | - | - | - | - | - | - | - | - | - | - | - | - | - | - | - | - | - | - | - | - | - | - | | | |
| | | Fused Spur Unit (Mirror Demister) 接線蘇(鏡子除霧器) | 1 | - | - | - | - | - | - | - | - | - | - | - | - | - | - | - | - | - | - | - | - | - | - | - | - | - | - | | | |
| | | Double Pole Switch (Thermo Ventilator) 開關掣(浴室寶) | 1 | - | - | - | - | - | - | - | - | - | - | - | - | - | - | - | - | - | - | - | - | - | - | - | - | - | - | | | |
| | | Gas Water Heater Temperature Switch 煤氣熱水爐溫度掣 | 1 | - | - | - | - | - | - | - | - | - | - | - | - | - | - | - | - | - | - | - | - | - | - | - | - | - | - | | | |
| | | Lighting Point 燈位 | 5 | - | - | - | - | - | - | - | - | - | - | - | - | - | - | - | - | - | - | - | - | - | - | - | - | - | - | | | |
| | | Lighting Switch 燈掣 | 2 | - | - | - | - | - | - | - | - | - | - | - | - | - | - | - | - | - | - | - | - | - | - | - | - | - | - | | | |
| Powder room 化妝間 | | Fused Spur Unit (Ventilation Fan) 接線蘇(抽氣扇) | 1 | 1 | 1 | 1 | 1 | 1 | 1 | 1 | 1 | 1 | 1 | 1 | 1 | 1 | 1 | 1 | 1 | 1 | 1 | 1 | 1 | 1 | 1 | 1 | 1 | 1 | 1 | | | |
| | | Fused Spur Unit (Automatic Bidet) 接線蘇(自動坐浴盆) | 1 | - | - | - | - | - | - | - | - | - | - | - | - | - | - | - | - | - | - | - | - | - | - | - | - | - | - | | | |
| | | Isolating Switch (Electric Water Heater) 開關掣(電熱水爐) | 1 | - | - | - | - | - | - | - | - | - | - | - | - | - | - | - | - | - | - | - | - | - | - | - | - | - | - | | | |
| | | Fused Spur Unit (Floor Heating System) 接線蘇(地熱系統) | 1 | - | - | - | - | - | - | - | - | - | - | - | - | - | - | - | - | - | - | - | - | - | - | - | - | - | - | | | |
| | | Fused Spur Unit (Mirror Demister) 接線蘇(鏡子除霧器) | 1 | - | - | - | - | - | - | - | - | - | - | - | - | - | - | - | - | - | - | - | - | - | - | - | - | - | - | | | |
| | | Lighting Point 燈位 | 3 | 1 | 3 | 3 | 5 | 3 | 3 | 3 | 3 | 3 | 3 | 3 | 3 | 3 | 3 | 3 | 5 | 3 | 3 | 3 | 3 | 3 | 3 | 3 | 3 | 3 | 3 | | | |
| | | Lighting Switch 燈掣 | 2 | - | - | - | - | - | - | - | - | - | - | - | - | - | - | - | - | - | - | - | - | - | - | - | - | - | - | | | |

Notes:

- “1, 2,” as shown in the above table denotes the quantity of such provision(s) provided in the residential unit.
- The symbol “-” as shown in the above table denotes “not provided” or “not applicable”.
- The quantity of the lighting switch(es) shown in the schedule denotes the quantity of switch faceplates(s).

備註:

- 上表 “1, 2,” 代表此設備於該住宅單位內提供的裝置數量。
- 上表 “-” 代表不提供或不適用。
- 說明表所顯示的燈掣數量是表示燈掣面板的數量。

Schedule of Mechanical & Electrical Provisions of Residential Units
住宅單位機電裝置數量說明表

| Location 位置 | Description 描述 | | Villa Avenue 山城徑 | | | | | | | | | | | | | | | | | | | | | | | | | | | | | |
|------------------------|---------------------|---|---------------------|---|---|---|---|---|---|---|----|----|----|----|----|----|----|----|----|----|----|----|----|----|----|----|----|----|--|--|--|--|
| | Exposed Type 外露型 | Non-Exposed Type 非外露型 | 1 | 2 | 3 | 5 | 6 | 7 | 8 | 9 | 10 | 11 | 12 | 15 | 16 | 17 | 18 | 19 | 20 | 21 | 22 | 23 | 25 | 26 | 27 | 28 | 29 | 30 | | | | |
| Powder room 2 化妝間 2 | | Fused Spur Unit (Ventilation Fan) 接線蘇(抽氣扇) | 1 | - | - | - | - | - | - | - | - | - | - | - | - | - | - | - | - | - | - | - | - | - | - | - | - | - | | | | |
| | | Fused Spur Unit (Automatic Bidet) 接線蘇(自動坐浴盆) | 1 | - | - | - | - | - | - | - | - | - | - | - | - | - | - | - | - | - | - | - | - | - | - | - | - | - | | | | |
| | | Isolating Switch (Electric Water Heater) 開關掣(電熱水爐) | 1 | - | - | - | - | - | - | - | - | - | - | - | - | - | - | - | - | - | - | - | - | - | - | - | - | - | | | | |
| | | Fused Spur Unit (Floor Heating System) 接線蘇(地熱系統) | 1 | - | - | - | - | - | - | - | - | - | - | - | - | - | - | - | - | - | - | - | - | - | - | - | - | - | | | | |
| | | Fused Spur Unit (Mirror Demister) 接線蘇(鏡子除霧器) | 1 | - | - | - | - | - | - | - | - | - | - | - | - | - | - | - | - | - | - | - | - | - | - | - | - | - | | | | |
| | | Lighting Point 燈位 | 3 | - | - | - | - | - | - | - | - | - | - | - | - | - | - | - | - | - | - | - | - | - | - | - | - | - | | | | |
| | | Lighting Switch 燈掣 | 2 | - | - | - | - | - | - | - | - | - | - | - | - | - | - | - | - | - | - | - | - | - | - | - | - | - | | | | |
| Powder room 3 化妝間 3 | | Fused Spur Unit (Ventilation Fan) 接線蘇(抽氣扇) | 1 | - | - | - | - | - | - | - | - | - | - | - | - | - | - | - | - | - | - | - | - | - | - | - | - | | | | | |
| | | Fused Spur Unit (Automatic Bidet) 接線蘇(自動坐浴盆) | 1 | - | - | - | - | - | - | - | - | - | - | - | - | - | - | - | - | - | - | - | - | - | - | - | - | | | | | |
| | | Fused Spur Unit (Floor Heating System) 接線蘇(地熱系統) | 1 | - | - | - | - | - | - | - | - | - | - | - | - | - | - | - | - | - | - | - | - | - | - | - | - | | | | | |
| | | Fused Spur Unit (Mirror Demister) 接線蘇(鏡子除霧器) | 1 | - | - | - | - | - | - | - | - | - | - | - | - | - | - | - | - | - | - | - | - | - | - | - | - | | | | | |
| | | Lighting Point 燈位 | 3 | - | - | - | - | - | - | - | - | - | - | - | - | - | - | - | - | - | - | - | - | - | - | - | - | | | | | |
| | | Lighting Switch 燈掣 | 2 | - | - | - | - | - | - | - | - | - | - | - | - | - | - | - | - | - | - | - | - | - | - | - | - | | | | | |

Notes:

- "1, 2," as shown in the above table denotes the quantity of such provision(s) provided in the residential unit.
- The symbol "-" as shown in the above table denotes "not provided" or "not applicable".
- The quantity of the lighting switch(es) shown in the schedule denotes the quantity of switch faceplates(s).

備註:

- 上表 "1, 2," 代表此設備於該住宅單位內提供的裝置數量。
- 上表 "-" 代表不提供或不適用。
- 說明表所顯示的燈掣數量是表示燈掣面板的數量。

FITTINGS, FINISHES AND APPLIANCES
裝置、裝修物料及設備

Schedule of Mechanical & Electrical Provisions of Residential Units
住宅單位機電裝置數量說明表

| Location 位置 | Description 描述 | | Villa Avenue 山城徑 | | | | | | | | | | | | | | | | | | | | | | | | | | | | | |
|-----------------|---|-----------------------------|---------------------|----|---|---|---|---|---|---|----|----|----|----|----|----|----|----|----|----|----|----|----|----|----|----|----|----|---|--|--|--|
| | Exposed Type 外露型 | Non-Exposed Type 非外露型 | 1 | 2 | 3 | 5 | 6 | 7 | 8 | 9 | 10 | 11 | 12 | 15 | 16 | 17 | 18 | 19 | 20 | 21 | 22 | 23 | 25 | 26 | 27 | 28 | 29 | 30 | | | | |
| Lavatory 洗手間 | Fused Spur Unit (Ventilation Fan) 接線蘇(抽氣扇) | | - | - | 1 | 1 | 1 | 1 | 1 | 1 | 1 | 1 | 1 | 1 | 1 | 1 | 1 | 1 | 1 | 1 | 1 | 1 | 1 | 1 | 1 | 1 | 1 | 1 | 1 | | | |
| | Gas Water Heater Temperature Switch 煤氣熱水爐溫度掣 | | - | - | 1 | 1 | 1 | 1 | 1 | 1 | 1 | 1 | 1 | 1 | 1 | 1 | 1 | 1 | 1 | 1 | 1 | 1 | 1 | 1 | 1 | 1 | 1 | 1 | 1 | | | |
| | Lighting Point 燈位 | | - | - | 1 | 1 | 1 | 1 | 1 | 1 | 1 | 1 | 1 | 1 | 1 | 1 | 1 | 1 | 1 | 1 | 1 | 1 | 1 | 1 | 1 | 1 | 1 | 1 | 1 | | | |
| Garden 花園 | 13A Weatherproof Socket Outlet 13A 防水電插座 | | - | 3 | 3 | 3 | 3 | 3 | 3 | 3 | 2 | 3 | 3 | 2 | 3 | 3 | 3 | 3 | 2 | 3 | 3 | 3 | 3 | 3 | 3 | 3 | 3 | 3 | 3 | | | |
| | Door Open Button 開門掣 | | 1 | 1 | 1 | 1 | 1 | 1 | 1 | 1 | 1 | 1 | 1 | 1 | 1 | 1 | 1 | 1 | 1 | 1 | 1 | 1 | 1 | 1 | 1 | 1 | 1 | 1 | | | | |
| | Breakglass 緊急逃生掣 | | 1 | 1 | 1 | 1 | 1 | 1 | 1 | 1 | 1 | 1 | 1 | 1 | 1 | 1 | 1 | 1 | 1 | 1 | 1 | 1 | 1 | 1 | 1 | 1 | 1 | 1 | | | | |
| | Video Door Phone 視像對講機 | | 1 | 1 | 1 | 1 | 1 | 1 | 1 | 1 | 1 | 1 | 1 | 1 | 1 | 1 | 1 | 1 | 1 | 1 | 1 | 1 | 1 | 1 | 1 | 1 | 1 | 1 | | | | |
| | | Door Contactor 大門接觸器 | 1 | 1 | 1 | 1 | 1 | 1 | 1 | 1 | 1 | 1 | 1 | 1 | 1 | 1 | 1 | 1 | 1 | 1 | 1 | 1 | 1 | 1 | 1 | 1 | 1 | 1 | | | | |
| | | Electrical Door Lock 電門鎖 | 1 | 1 | 1 | 1 | 1 | 1 | 1 | 1 | 1 | 1 | 1 | 1 | 1 | 1 | 1 | 1 | 1 | 1 | 1 | 1 | 1 | 1 | 1 | 1 | 1 | 1 | | | | |
| | | Irrigation Point 灌溉水位 | 1 | 1 | 1 | 1 | 1 | 1 | 1 | 1 | 1 | 1 | 1 | 1 | 1 | 1 | 1 | 1 | 1 | 1 | 1 | 1 | 1 | 1 | 1 | 1 | 1 | 1 | | | | |
| | | Card Reader 讀卡器 | 1 | 1 | 1 | 1 | 1 | 1 | 1 | 1 | 1 | 1 | 1 | 1 | 1 | 1 | 1 | 1 | 1 | 1 | 1 | 1 | 1 | 1 | 1 | 1 | 1 | 1 | | | | |
| | | Lighting Point 燈位 | 19 | 13 | 8 | 8 | 7 | 8 | 8 | 6 | 5 | 5 | 5 | 6 | 6 | 7 | 6 | 6 | 6 | 6 | 5 | 5 | 6 | 6 | 8 | 8 | 8 | 8 | 8 | | | |

Notes:

- “1, 2,” as shown in the above table denotes the quantity of such provision(s) provided in the residential unit.
- The symbol “-” as shown in the above table denotes “not provided” or “not applicable”.
- The quantity of the lighting switch(es) shown in the schedule denotes the quantity of switch faceplates(s).

備註:

- 上表 “1, 2,” 代表此設備於該住宅單位內提供的裝置數量。
- 上表 “-” 代表不提供或不適用。
- 說明表所顯示的燈掣數量是表示燈掣面板的數量。

Schedule of Mechanical & Electrical Provisions of Residential Units
住宅單位機電裝置數量說明表

| Location 位置 | Description 描述 | | Villa Avenue 山城徑 | | | | | | | | | | | | | | | | | | | | | | | | | | | | | |
|---|---------------------------------------|---|---------------------|---|---|---|---|---|---|---|----|----|----|----|----|----|----|----|----|----|----|----|----|----|----|----|----|----|---|--|--|--|
| | Exposed Type 外露型 | Non-Exposed Type 非外露型 | 1 | 2 | 3 | 5 | 6 | 7 | 8 | 9 | 10 | 11 | 12 | 15 | 16 | 17 | 18 | 19 | 20 | 21 | 22 | 23 | 25 | 26 | 27 | 28 | 29 | 30 | | | | |
| Basement lift lobby/Area outside basement lift lobby 地庫升降機大堂/地庫升降機大堂對出之空間 | 13A Single Socket Outlet 13A 單位電插座 | | 2 | 1 | 1 | 1 | 1 | 1 | 1 | 1 | 1 | 1 | 1 | 1 | 1 | 1 | 1 | 1 | 1 | 1 | 1 | 1 | 1 | 1 | 1 | 1 | 1 | 1 | 1 | | | |
| | 13A Twin Socket Outlet 13A 雙位電插座 | | - | 1 | - | - | - | - | - | - | - | - | - | - | - | - | - | - | - | - | - | - | - | - | - | - | - | - | - | | | |
| | | Fused Spur Unit (Air Conditioner) 接線蘇(冷氣機) | 1 | 1 | 1 | 1 | 1 | 1 | 1 | 1 | 1 | 1 | 1 | 1 | 1 | 1 | 1 | 1 | 1 | 1 | 1 | 1 | 1 | 1 | 1 | 1 | 1 | 1 | 1 | | | |
| | Door Open Button 開門掣 | | 1 | - | 1 | 1 | 1 | 1 | 1 | 1 | 1 | 1 | 1 | 1 | 1 | 1 | 1 | 1 | 1 | 1 | 1 | 1 | 1 | 1 | 1 | 1 | 1 | 1 | 1 | | | |
| | Breakglass 緊急逃生掣 | | 1 | - | 1 | 1 | 1 | 1 | 1 | 1 | 1 | 1 | 1 | 1 | 1 | 1 | 1 | 1 | 1 | 1 | 1 | 1 | 1 | 1 | 1 | 1 | 1 | 1 | 1 | | | |
| | | Electrical Door Lock 電門鎖 | 1 | - | 1 | 1 | 1 | 1 | 1 | 1 | 1 | 1 | 1 | 1 | 1 | 1 | 1 | 1 | 1 | 1 | 1 | 1 | 1 | 1 | 1 | 1 | 1 | 1 | 1 | | | |
| | Card Reader 讀卡器 | | 1 | - | 1 | 1 | 1 | 1 | 1 | 1 | 1 | 1 | 1 | 1 | 1 | 1 | 1 | 1 | 1 | 1 | 1 | 1 | 1 | 1 | 1 | 1 | 1 | 1 | 1 | | | |
| | Video Door Phone 視像對講機 | | 1 | 1 | 1 | 1 | 1 | 1 | 1 | 1 | 1 | 1 | 1 | 1 | 1 | 1 | 1 | 1 | 1 | 1 | 1 | 1 | 1 | 1 | 1 | 1 | 1 | 1 | 1 | | | |
| | | Data Point 網路位 | 1 | - | 1 | 1 | 1 | 1 | 1 | 1 | 1 | 1 | 1 | 1 | 1 | 1 | 1 | 1 | 1 | 1 | 1 | 1 | 1 | 1 | 1 | 1 | 1 | 1 | 1 | | | |
| | | Isolating Switch (Distribution Board) 開關掣(配電箱) | 1 | 1 | 1 | 1 | 1 | 1 | 1 | 1 | 1 | 1 | 1 | 1 | 1 | 1 | 1 | 1 | 1 | 1 | 1 | 1 | 1 | 1 | 1 | 1 | 1 | 1 | 1 | | | |
| | | Door Contactor 大門接觸器 | 1 | - | 1 | 1 | 1 | 1 | 1 | 1 | 1 | 1 | 1 | 1 | 1 | 1 | 1 | 1 | 1 | 1 | 1 | 1 | 1 | 1 | 1 | 1 | 1 | 1 | 1 | | | |
| | | Motion Sensor 運動傳感器 | 2 | 1 | 1 | 1 | 1 | 1 | 1 | 1 | 1 | 2 | 2 | 2 | 1 | 1 | 1 | 1 | 1 | 1 | 1 | 1 | 1 | 1 | 1 | 1 | 1 | 1 | 1 | | | |
| | | Air Conditioner Thermostat 冷氣機溫度調節器 | 1 | 1 | 1 | 1 | 1 | 1 | 1 | 1 | 1 | 1 | 1 | 1 | 1 | 1 | 1 | 1 | 1 | 1 | 1 | 1 | 1 | 1 | 1 | 1 | 1 | 1 | 1 | | | |
| | | Lighting Point 燈位 | 13 | 2 | 5 | 5 | 5 | 5 | 5 | 5 | 5 | 5 | 5 | 5 | 5 | 5 | 5 | 5 | 5 | 5 | 5 | 5 | 5 | 5 | 5 | 5 | 5 | 5 | 5 | | | |
| | Lighting Switch 燈掣 | 3 | - | 2 | 2 | 2 | 2 | 2 | 2 | 2 | 2 | 2 | 2 | 2 | 2 | 2 | 2 | 2 | 2 | 2 | 2 | 2 | 2 | 2 | 2 | 2 | 2 | 2 | | | | |
| Area between common area and area outside basement lift lobby 地庫升降機大堂對出之空間與公用地方之間之空間 | | Lighting Point 燈位 | 2 | 2 | 3 | 3 | 3 | 3 | 3 | 3 | 2 | 2 | 2 | 3 | 3 | 3 | 3 | 3 | 3 | 3 | 3 | 3 | 3 | 3 | 3 | 3 | 3 | 3 | | | | |

Notes:

- “1, 2,” as shown in the above table denotes the quantity of such provision(s) provided in the residential unit.
- The symbol “-” as shown in the above table denotes “not provided” or “not applicable”.
- The quantity of the lighting switch(es) shown in the schedule denotes the quantity of switch faceplates(s).

備註:

- 上表 “1, 2,” 代表此設備於該住宅單位內提供的裝置數量。
- 上表 “-” 代表不提供或不適用。
- 說明表所顯示的燈掣數量是表示燈掣面板的數量。

FITTINGS, FINISHES AND APPLIANCES
裝置、裝修物料及設備

Schedule of Mechanical & Electrical Provisions of Residential Units
住宅單位機電裝置數量說明表

| Location 位置 | Description 描述 | | Villa Avenue 山城徑 | | | | | | | | | | | | | | | | | | | | | | | | | | | | | |
|---|--|--------------------------|---------------------|---|---|---|---|---|---|---|----|----|----|----|----|----|----|----|----|----|----|----|----|----|----|----|----|----|----|--|--|--|
| | Exposed Type 外露型 | Non-Exposed Type 非外露型 | 1 | 2 | 3 | 5 | 6 | 7 | 8 | 9 | 10 | 11 | 12 | 15 | 16 | 17 | 18 | 19 | 20 | 21 | 22 | 23 | 25 | 26 | 27 | 28 | 29 | 30 | | | | |
| Carport 車庫 | 13A Weatherproof Socket Outlet 13A 防水電插座 | | 2 | 2 | 2 | 2 | 2 | 2 | 2 | 2 | 2 | 2 | 2 | 2 | 2 | 2 | 2 | 2 | 2 | 2 | 2 | 2 | 2 | 2 | 2 | 2 | 2 | 2 | 2 | | | |
| | 32A EV Charger 32A 電動車充電器 | | 1 | - | - | - | - | - | - | - | - | - | - | - | - | - | - | - | - | - | - | - | - | - | - | - | - | - | - | | | |
| | Lighting Point 燈位 | | 10 | 6 | 6 | 6 | 5 | 6 | 6 | 5 | 5 | 8 | 10 | 6 | 6 | 6 | 5 | 5 | 5 | 5 | 5 | 5 | 13 | 13 | 13 | 14 | 13 | 13 | 12 | | | |
| Fire services water tank & pump room 消防水缸及泵房 | Fused Spur Unit (Ventilation Fan) 接線蘇(抽氣扇) | | 1 | 1 | 1 | 1 | 1 | 1 | 1 | 1 | 1 | 1 | 1 | 1 | 1 | 1 | 1 | 1 | 1 | 1 | 1 | 1 | 1 | 1 | 1 | 1 | 1 | 1 | | | | |
| | Double Pole Switch (Ventilation Fan) 開關掣(抽氣扇) | | 1 | 1 | 1 | 1 | 1 | 1 | 1 | 1 | 1 | 1 | 1 | 1 | 1 | 1 | 1 | 1 | 1 | 1 | 1 | 1 | 1 | 1 | 1 | 1 | 1 | 1 | | | | |
| | Lighting Point 燈位 | | 3 | 3 | 3 | 3 | 3 | 3 | 3 | 3 | 3 | 3 | 3 | 3 | 3 | 3 | 3 | 3 | 3 | 3 | 3 | 3 | 3 | 3 | 3 | 3 | 3 | 3 | | | | |
| | Lighting Switch 燈掣 | | 1 | 1 | 1 | 1 | 1 | 1 | 1 | 1 | 1 | 1 | 1 | 1 | 1 | 1 | 1 | 1 | 1 | 1 | 1 | 1 | 1 | 1 | 1 | 1 | 1 | 1 | | | | |
| Electric meter room 電錶房 | 13A Single Socket Outlet 13A 單位電插座 | | 1 | 1 | 1 | 1 | 1 | 1 | 1 | 1 | 1 | 1 | 1 | 1 | 1 | 1 | 1 | 1 | 1 | 1 | 1 | 1 | 1 | 1 | 1 | 1 | 1 | 1 | | | | |
| | Fused Spur Unit (Home Wifi Router) 接線蘇(家用無線網絡路由器) | | 1 | 1 | 1 | 1 | 1 | 1 | 1 | 1 | 1 | 1 | 1 | 1 | 1 | 1 | 1 | 1 | 1 | 1 | 1 | 1 | 1 | 1 | 1 | 1 | 1 | 1 | | | | |
| | Fused Spur Unit (Air Conditioner Centralize Remote Controller) 接線蘇(冷氣機中央控制面板) | | 1 | 1 | 1 | 1 | 1 | 1 | 1 | 1 | 1 | 1 | 1 | 1 | 1 | 1 | 1 | 1 | 1 | 1 | 1 | 1 | 1 | 1 | 1 | 1 | 1 | 1 | | | | |
| | Fused Spur Unit (Door Control Panel) 接線蘇(門控制面板) | | 1 | 1 | 1 | 1 | 1 | 1 | 1 | 1 | 1 | 1 | 1 | 1 | 1 | 1 | 1 | 1 | 1 | 1 | 1 | 1 | 1 | 1 | 1 | 1 | 1 | 1 | | | | |
| | Data Point 網路位 | | 1 | 1 | 1 | 1 | 1 | 1 | 1 | 1 | 1 | 1 | 1 | 1 | 1 | 1 | 1 | 1 | 1 | 1 | 1 | 1 | 1 | 1 | 1 | 1 | 1 | 1 | | | | |
| | Air Conditioner Centralize Remote Controller 冷氣機中央控制面板 | | 1 | 1 | 1 | 1 | 1 | 1 | 1 | 1 | 1 | 1 | 1 | 1 | 1 | 1 | 1 | 1 | 1 | 1 | 1 | 1 | 1 | 1 | 1 | 1 | 1 | 1 | | | | |
| | Distribution Board 配電箱 | | 2 | 2 | 2 | 2 | 2 | 2 | 2 | 2 | 2 | 2 | 2 | 2 | 2 | 2 | 2 | 2 | 2 | 2 | 2 | 2 | 2 | 2 | 2 | 2 | 2 | 2 | | | | |
| | Lighting Point 燈位 | | 2 | 2 | 2 | 2 | 2 | 2 | 2 | 2 | 2 | 2 | 2 | 2 | 2 | 2 | 2 | 2 | 2 | 2 | 2 | 2 | 2 | 2 | 2 | 2 | 2 | 2 | | | | |
| | Lighting Switch 燈掣 | | 1 | 1 | 1 | 1 | 1 | 1 | 1 | 1 | 1 | 1 | 1 | 1 | 1 | 1 | 1 | 1 | 1 | 1 | 1 | 1 | 1 | 1 | 1 | 1 | 1 | 1 | | | | |

Notes:

- “1, 2,” as shown in the above table denotes the quantity of such provision(s) provided in the residential unit.
- The symbol “-” as shown in the above table denotes “not provided” or “not applicable”.
- The quantity of the lighting switch(es) shown in the schedule denotes the quantity of switch faceplates(s).

備註:

- 上表 “1, 2,” 代表此設備於該住宅單位內提供的裝置數量。
- 上表 “-” 代表不提供或不適用。
- 說明表所顯示的燈掣數量是表示燈掣面板的數量。

Schedule of Mechanical & Electrical Provisions of Residential Units
住宅單位機電裝置數量說明表

| Location 位置 | Description 描述 | | Villa Avenue 山城徑 | | | | | | | | | | | | | | | | | | | | | | | | | | | | | |
|--|---|---|---------------------|---|---|---|---|---|---|---|----|----|----|----|----|----|----|----|----|----|----|----|----|----|----|----|----|----|--|--|--|--|
| | Exposed Type 外露型 | Non-Exposed Type 非外露型 | 1 | 2 | 3 | 5 | 6 | 7 | 8 | 9 | 10 | 11 | 12 | 15 | 16 | 17 | 18 | 19 | 20 | 21 | 22 | 23 | 25 | 26 | 27 | 28 | 29 | 30 | | | | |
| Air conditioning plant room 冷氣機房 | 13A Single Socket Outlet 13A 單位電插座 | | 1 | - | - | - | - | - | - | - | - | - | - | - | - | - | - | - | - | - | - | - | - | - | - | - | - | - | | | | |
| | Fused Spur Unit 接線蘇 | | 1 | - | - | - | - | - | - | - | - | - | - | - | - | - | - | - | - | - | - | - | - | - | - | - | - | - | | | | |
| | Lighting Point 燈位 | | 3 | - | - | - | - | - | - | - | - | - | - | - | - | - | - | - | - | - | - | - | - | - | - | - | - | - | | | | |
| | Lighting Switch 燈掣 | | 1 | - | - | - | - | - | - | - | - | - | - | - | - | - | - | - | - | - | - | - | - | - | - | - | - | - | | | | |
| Balcony 露台 | Lighting Point 燈位 | | 2 | 2 | 2 | 2 | 2 | 2 | 2 | 2 | 2 | 2 | 2 | 2 | 2 | 2 | 2 | 2 | 2 | 2 | 2 | 2 | 2 | 2 | 2 | 2 | 2 | 2 | | | | |
| Roof 天台 | 13A Weatherproof Socket Outlet 13A 防水電插座 | | 1 | 4 | 3 | 3 | 3 | 3 | 3 | 3 | 2 | 2 | 2 | 3 | 3 | 3 | 3 | 3 | 3 | 3 | 3 | 3 | 3 | 3 | 3 | 3 | 3 | 3 | | | | |
| | | 13A Weatherproof Socket Outlet 13A 防水電插座 | 1 | 2 | 1 | 1 | 1 | 1 | 1 | 1 | - | - | - | 1 | 1 | 1 | 1 | 1 | 1 | 1 | 1 | 1 | 1 | 1 | 1 | 1 | 1 | 1 | | | | |
| | | Fused Spur Unit (Gas Water Heater) 接線蘇(煤氣熱水爐) | - | 3 | 3 | 3 | 3 | 3 | 3 | 3 | - | - | - | 3 | 3 | 3 | 3 | 3 | 3 | 3 | 3 | 3 | 3 | 3 | 3 | 3 | 3 | 3 | | | | |
| | | Isolating Switch (Air Conditioner) 開關掣(冷氣機) | - | 2 | 2 | 2 | 2 | 2 | 2 | 2 | - | - | - | 2 | 2 | 2 | 2 | 2 | 2 | 2 | 2 | 2 | 2 | 2 | 2 | 2 | 2 | 2 | | | | |
| | | Fire Hose Reel (Break Glass Unit & Alarm Bell) 消防喉轆 (消防掣手 & 警鐘) | 1 | 1 | 1 | 1 | 1 | 1 | 1 | 1 | - | - | - | 1 | 1 | 1 | 1 | 1 | 1 | 1 | 1 | 1 | 1 | 1 | 1 | 1 | 1 | 1 | | | | |
| | | Lighting Point 燈位 | 5 | 9 | 8 | 8 | 8 | 8 | 8 | 8 | 8 | 8 | 8 | 8 | 8 | 8 | 8 | 8 | 8 | 8 | 8 | 8 | 8 | 8 | 8 | 8 | 8 | 8 | | | | |
| | | Weatherproof Lighting Switch 防水燈掣 | 3 | - | 1 | 1 | 1 | 1 | 1 | 1 | - | - | - | 1 | 1 | 1 | 1 | 1 | 1 | 1 | 1 | 1 | 1 | 1 | 1 | 1 | 1 | 1 | | | | |
| Flat roof 平台 | 13A Weatherproof Socket Outlet 13A 防水電插座 | | - | - | - | - | - | - | - | - | 1 | 1 | 1 | - | - | - | - | - | - | - | - | - | - | - | - | - | - | | | | | |
| | | Fused Spur Unit (Gas Water Heater) 接線蘇(煤氣熱水爐) | - | - | - | - | - | - | - | - | 3 | 3 | 3 | - | - | - | - | - | - | - | - | - | - | - | - | - | - | | | | | |
| | | Isolating Switch (Air Conditioner) 開關掣(冷氣機) | - | - | - | - | - | - | - | - | 2 | 2 | 2 | - | - | - | - | - | - | - | - | - | - | - | - | - | - | | | | | |
| | | Fire Hose Reel (Break Glass Unit & Alarm Bell) 消防喉轆 (消防掣手 & 警鐘) | - | - | - | - | - | - | - | - | 1 | 1 | 1 | - | - | - | - | - | - | - | - | - | - | - | - | - | - | | | | | |
| | | Lighting Point 燈位 | 3 | 2 | 2 | 2 | 2 | 2 | 2 | 2 | 3 | 3 | 3 | 2 | 2 | 2 | 2 | 2 | 2 | 2 | 2 | 2 | 2 | 2 | 2 | 2 | 2 | 2 | | | | |
| | | Weatherproof Lighting Switch 防水燈掣 | - | - | - | - | - | - | - | - | 1 | 1 | 1 | - | - | - | - | - | - | - | - | - | - | - | - | - | - | - | | | | |

- Notes:
- “1, 2,” as shown in the above table denotes the quantity of such provision(s) provided in the residential unit.
 - The symbol “-” as shown in the above table denotes “not provided” or “not applicable”.
 - The quantity of the lighting switch(es) shown in the schedule denotes the quantity of switch faceplates(s).

- 備註：
- 上表 “1, 2,” 代表此設備於該住宅單位內提供的裝置數量。
 - 上表 “-” 代表不提供或不適用。
 - 說明表所顯示的燈掣數量是表示燈掣面板的數量。

FITTINGS, FINISHES AND APPLIANCES
裝置、裝修物料及設備

Schedule of Mechanical & Electrical Provisions of Residential Units
住宅單位機電裝置數量說明表

| Location 位置 | Description 描述 | | Tower 1 第1座 | | | | | | | | | | | | Tower 2 第2座 | | | | | | | | | | | | | | | | | |
|--|--|--|--------------------------|---|---|---|---------------------|---|---|---|-----------|---|---|---|----------------|----|---|---|-----------|---|---|---|---------------------|---|---|---|-----------|---|----|----|-----------|---|
| | | | G/F 地下 | | | | 1/F -2/F 1樓 - 2樓 | | | | 3/F 3樓 | | | | 5/F 5樓 | | | | G/F 地下 | | | | 1/F -2/F 1樓 - 2樓 | | | | 3/F 3樓 | | | | 5/F 5樓 | |
| | Exposed Type 外露型 | | Non-Exposed Type 非外露型 | | A | B | C | D | A | B | C | D | A | B | C | D | A | B | A | B | C | D | A | B | C | D | A | B | C | D | A | B |
| Living Room / Dining Room / Corridor 客廳 / 飯廳 / 走廊 | 13A Single Socket Outlet 13A 單位電插座 | | - | - | - | - | - | - | - | - | - | - | - | - | - | - | - | - | - | - | - | - | - | - | - | - | - | - | - | - | | |
| | 13A Twin Socket Outlet 13A 雙位電插座 | | 4 | 4 | 4 | 4 | 4 | 4 | 4 | 4 | 4 | 4 | 4 | 4 | 4 | 4 | 4 | 4 | 4 | 4 | 4 | 4 | 4 | 4 | 4 | 4 | 4 | 4 | 4 | 4 | | |
| | TV / FM Outlet 電視 / 電台天線插座 | | 2 | 2 | 2 | 2 | 2 | 2 | 2 | 2 | 2 | 2 | 2 | 2 | 2 | 2 | 2 | 2 | 2 | 2 | 2 | 2 | 2 | 2 | 2 | 2 | 2 | 2 | 2 | 2 | | |
| | Telephone Outlet 電話插座 | | 2 | 2 | 2 | 2 | 2 | 2 | 2 | 2 | 2 | 2 | 2 | 2 | 2 | 2 | 2 | 2 | 2 | 2 | 2 | 2 | 2 | 2 | 2 | 2 | 2 | 2 | 2 | 2 | | |
| | Data Point 網路位 | | 2 | 2 | 2 | 2 | 2 | 2 | 2 | 2 | 2 | 2 | 2 | 2 | 2 | 2 | 2 | 2 | 2 | 2 | 2 | 2 | 2 | 2 | 2 | 2 | 2 | 2 | 2 | 2 | | |
| | Fused Spur Unit (Air Conditioner) 接線蘇(冷氣機) | | 2 | 2 | 2 | 2 | 2 | 2 | 2 | 2 | 2 | 2 | 2 | 2 | 4 | 2 | 2 | 2 | 2 | 2 | 2 | 2 | 2 | 2 | 2 | 2 | 2 | 2 | 2 | 4 | | |
| | Fused Spur Unit (Air Conditioner) 接線蘇(冷氣機) | | - | - | - | - | - | - | - | - | - | - | - | 2 | - | - | - | - | - | - | - | - | - | - | - | - | - | - | - | | | |
| | Double Pole Switch (Ventilation Fan) 開關掣(抽氣扇) | | 1 | 1 | 1 | 1 | 1 | 1 | 1 | 1 | 1 | 1 | 1 | 2 | 2 | 1 | 1 | 1 | 1 | 1 | 1 | 1 | 1 | 1 | 1 | 1 | 1 | 2 | 2 | | | |
| | Double Pole Switch (Electric Water Heater) 開關掣(電熱水爐) | | - | 1 | 1 | 1 | - | 1 | 1 | 1 | - | 1 | 1 | 1 | 1 | 1 | - | 1 | 1 | - | 1 | 1 | 1 | - | 1 | 1 | 1 | 1 | 1 | | | |
| | Air Conditioner Thermostat 冷氣機溫度調節器 | | - | - | - | - | - | - | - | - | - | - | - | 1 | - | - | - | - | - | - | - | - | - | - | - | - | - | 1 | 1 | | | |
| | Video Door Phone 視像對講機 | | 1 | 1 | 1 | 1 | 1 | 1 | 1 | 1 | 1 | 1 | 1 | 1 | - | 1 | 1 | 1 | 1 | 1 | 1 | 1 | 1 | 1 | 1 | 1 | 1 | 1 | - | | | |
| | Lighting Point 燈位 | | 4 | 2 | 2 | 2 | 4 | 2 | 2 | 2 | 4 | 2 | 8 | 2 | 17 | 17 | 2 | 4 | 2 | 2 | 2 | 4 | 2 | 2 | 2 | 6 | 2 | 4 | 17 | 17 | | |
| | Lighting Switch 燈掣 | | 4 | 3 | 4 | 4 | 4 | 4 | 4 | 4 | 4 | 4 | 4 | 9 | 7 | 3 | 4 | 4 | 4 | 4 | 4 | 4 | 4 | 4 | 4 | 4 | 4 | 9 | 7 | | | |
| | Smoke Detector with Sounder Base 煙霧偵測器配置聲響警報基座 | | 1 | 1 | 1 | 1 | 1 | 1 | 1 | 1 | 1 | 1 | 1 | 2 | - | 1 | 1 | 1 | 1 | 1 | 1 | 1 | 1 | 1 | 1 | 1 | 1 | 2 | 2 | | | |

Notes:

- "1, 2," as shown in the above table denotes the quantity of such provision(s) provided in the residential unit.
- The symbol "-" as shown in the above table denotes "not provided" or "not applicable".
- The quantity of the lighting switch(es) shown in the schedule denotes the quantity of switch faceplates(s).

備註:

- 上表 "1, 2," 代表此設備於該住宅單位內提供的裝置數量。
- 上表 "-" 代表不提供或不適用。
- 說明表所顯示的燈掣數量是表示燈掣面板的數量。

Schedule of Mechanical & Electrical Provisions of Residential Units
住宅單位機電裝置數量說明表

| Location 位置 | Description 描述 | | Tower 1 第1座 | | | | | | | | | | | | Tower 2 第2座 | | | | | | | | | | | | | | | | | |
|-------------------------------|--|--|--------------------------|---|---|---|---------------------|---|---|---|-----------|---|---|---|----------------|---|---|---|-----------|---|---|---|---------------------|---|---|---|-----------|---|---|---|-----------|---|
| | | | G/F 地下 | | | | 1/F -2/F 1樓 - 2樓 | | | | 3/F 3樓 | | | | 5/F 5樓 | | | | G/F 地下 | | | | 1/F -2/F 1樓 - 2樓 | | | | 3/F 3樓 | | | | 5/F 5樓 | |
| | Exposed Type 外露型 | | Non-Exposed Type 非外露型 | | A | B | C | D | A | B | C | D | A | B | C | D | A | B | A | B | C | D | A | B | C | D | A | B | C | D | A | B |
| Private lift lobby 私人升降機大堂 | 13A Single Socket Outlet 13A 單位電插座 | | 1 | 1 | 1 | 1 | 1 | 1 | 1 | 1 | 1 | 1 | 1 | 1 | 1 | 1 | 1 | 1 | 1 | 1 | 1 | 1 | 1 | 1 | 1 | 1 | 1 | 1 | 1 | 1 | 1 | 1 |
| | Motion Sensor 運動傳感器 | | 1 | 1 | 1 | 1 | 1 | 1 | 1 | 1 | 1 | 1 | 1 | 1 | 1 | 1 | 1 | 1 | 1 | 1 | 1 | 1 | 1 | 1 | 1 | 1 | 1 | 1 | 1 | 1 | 1 | 1 |
| | Lighting Point 燈位 | | 6 | 6 | 6 | 6 | 6 | 6 | 6 | 6 | 6 | 6 | 6 | 6 | 6 | 6 | 6 | 6 | 6 | 6 | 6 | 6 | 6 | 6 | 6 | 6 | 6 | 6 | 6 | 6 | 6 | 6 |
| | Door Bell Push Button 門鐘襟手掣 | | 1 | 1 | 1 | 1 | 1 | 1 | 1 | 1 | 1 | 1 | 1 | 1 | 1 | 1 | 1 | 1 | 1 | 1 | 1 | 1 | 1 | 1 | 1 | 1 | 1 | 1 | 1 | 1 | 1 | 1 |
| | Smoke Detector 煙霧偵測器 | | 1 | 1 | 1 | 1 | 1 | 1 | 1 | 1 | 1 | 1 | 1 | 1 | 1 | 1 | 1 | 1 | 1 | 1 | 1 | 1 | 1 | 1 | 1 | 1 | 1 | 1 | 1 | 1 | 1 | 1 |
| | Smoke Detector with Sounder Base 煙霧偵測器配置聲響警報基座 | | 1 | 1 | 1 | 1 | 1 | 1 | 1 | 1 | 1 | 1 | 1 | 1 | 1 | - | 1 | 1 | 1 | 1 | 1 | 1 | 1 | 1 | 1 | 1 | 1 | 1 | 1 | 1 | 1 | 1 |
| | Alarm Bell 警鐘 | | 1 | 1 | 1 | 1 | 1 | 1 | 1 | 1 | 1 | 1 | 1 | 1 | 1 | 1 | 1 | 1 | 1 | 1 | 1 | 1 | 1 | 1 | 1 | 1 | 1 | 1 | 1 | 1 | 1 | 1 |

Notes:

- “1, 2,” as shown in the above table denotes the quantity of such provision(s) provided in the residential unit.
- The symbol “-” as shown in the above table denotes “not provided” or “not applicable”.
- The quantity of the lighting switch(es) shown in the schedule denotes the quantity of switch faceplates(s).

備註:

- 上表 “1, 2,” 代表此設備於該住宅單位內提供的裝置數量。
- 上表 “-” 代表不提供或不適用。
- 說明表所顯示的燈掣數量是表示燈掣面板的數量。

Schedule of Mechanical & Electrical Provisions of Residential Units
住宅單位機電裝置數量說明表

| Location 位置 | Description 描述 | | Tower 1 第1座 | | | | | | | | | | | | Tower 2 第2座 | | | | | | | | | | | | | | | | | |
|-----------------------|---------------------|--|----------------|---|---|----|---------------------|---|----|----|-----------|---|----|----|----------------|---|---|----|-----------|---|---|----|---------------------|---|---|----|-----------|---|----|----|-----------|--|
| | | | G/F 地下 | | | | 1/F -2/F 1樓 - 2樓 | | | | 3/F 3樓 | | | | 5/F 5樓 | | | | G/F 地下 | | | | 1/F -2/F 1樓 - 2樓 | | | | 3/F 3樓 | | | | 5/F 5樓 | |
| | Exposed Type 外露型 | Non-Exposed Type 非外露型 | A | B | C | D | A | B | C | D | A | B | C | D | A | B | A | B | C | D | A | B | C | D | A | B | C | D | A | B | | |
| Open kitchen 開放式廚房 | | Double Pole Switch (Induction Type Hob) 開關掣(電磁爐) | 1 | - | 1 | 1 | 1 | - | 1 | 1 | 1 | - | 1 | 1 | - | - | 1 | 1 | 1 | - | 1 | 1 | 1 | - | 1 | 1 | 1 | 1 | 1 | 1 | | |
| | | Double Pole Switch (Ventilation Fan) 開關掣(抽氣扇) | 1 | 1 | 1 | 1 | 1 | 1 | 1 | 1 | 1 | 1 | 1 | 1 | - | 1 | 1 | 1 | 1 | 1 | 1 | 1 | 1 | 1 | 1 | 1 | 1 | 1 | 1 | 1 | | |
| | | Double Pole Switch (Electric Water Heater) 開關掣(電熱水爐) | 1 | - | 1 | - | 1 | - | - | - | 1 | - | - | - | 1 | - | - | 1 | - | 1 | - | 1 | - | - | - | 1 | - | - | 1 | 1 | | |
| | | Isolating Switch (Electric Water Heater) 開關掣(電熱水爐) | 1 | - | 1 | - | 1 | - | - | - | 1 | - | - | - | 1 | - | - | 1 | - | 1 | - | 1 | - | - | - | 1 | - | - | 1 | 1 | | |
| | | Air Conditioner Thermostat 冷氣機溫度調節器 | 1 | 1 | 1 | 1 | 1 | 1 | 1 | 1 | 1 | 1 | 1 | 1 | - | 1 | 1 | 1 | 1 | 1 | 1 | 1 | 1 | 1 | 1 | 1 | 1 | 1 | 1 | 1 | | |
| | | Gas Water Heater Temperature Switch 煤氣熱水爐溫度掣 | - | 1 | - | 1 | - | 1 | 1 | 1 | - | 1 | 1 | 1 | - | - | 1 | - | 1 | - | 1 | 1 | 1 | 1 | 1 | - | 1 | 1 | - | - | | |
| | | Door Bell 門鐘 | 1 | 1 | 1 | 1 | 1 | 1 | 1 | 1 | 1 | 1 | 1 | 1 | - | 1 | 1 | 1 | 1 | 1 | 1 | 1 | 1 | 1 | 1 | 1 | 1 | 1 | 1 | 1 | | |
| | | Washing Machine Connection Point (Water Inlet & Outlet) 洗衣機接駁點(來水及去水) | - | - | - | 1 | - | - | - | 1 | - | - | - | 1 | - | - | 1 | - | 1 | - | - | - | 1 | - | - | - | 1 | - | - | - | | |
| | | Dishwasher Connection Point (Water Inlet & Outlet) 洗碗碟機接駁點(來水及去水) | 1 | 1 | 1 | 1 | 1 | 1 | 1 | 1 | 1 | 1 | 1 | 1 | - | 1 | 1 | 1 | 1 | 1 | 1 | 1 | 1 | 1 | 1 | 1 | 1 | 1 | 1 | 1 | | |
| | | Lighting Point 燈位 | 13 | 5 | 9 | 11 | 13 | 5 | 10 | 11 | 13 | 5 | 10 | 11 | 10 | - | 5 | 13 | 12 | 9 | 5 | 13 | 12 | 9 | 5 | 13 | 12 | 9 | 12 | 12 | | |
| | | Lighting Switch 燈掣 | 2 | 2 | 2 | 2 | 2 | 2 | 2 | 2 | 2 | 2 | 2 | 2 | 2 | - | 2 | 2 | 2 | 2 | 2 | 2 | 2 | 2 | 2 | 2 | 2 | 2 | 2 | 2 | | |
| | | Sprinkler Head 消防花灑頭 | 2 | 2 | 2 | 2 | 2 | 2 | 2 | 2 | 2 | 2 | 2 | 2 | 2 | - | 2 | 2 | 2 | 2 | 2 | 2 | 2 | 2 | 2 | 2 | 2 | 2 | 2 | 2 | | |

Notes:

- "1, 2," as shown in the above table denotes the quantity of such provision(s) provided in the residential unit.
- The symbol "-" as shown in the above table denotes "not provided" or "not applicable".
- The quantity of the lighting switch(es) shown in the schedule denotes the quantity of switch faceplates(s).

備註:

- 上表 "1, 2," 代表此設備於該住宅單位內提供的裝置數量。
- 上表 "-" 代表不提供或不適用。
- 說明表所顯示的燈掣數量是表示燈掣面板的數量。

FITTINGS, FINISHES AND APPLIANCES
裝置、裝修物料及設備

Schedule of Mechanical & Electrical Provisions of Residential Units
住宅單位機電裝置數量說明表

| Location 位置 | Description 描述 | | Tower 1 第1座 | | | | | | | | | | | | Tower 2 第2座 | | | | | | | | | | | | | | | | | |
|----------------|-------------------------------------|---|----------------|---|---|---|---------------------|---|---|---|-----------|---|---|---|----------------|---|---|---|-----------|---|---|---|---------------------|---|---|---|-----------|---|---|---|-----------|--|
| | | | G/F 地下 | | | | 1/F -2/F 1樓 - 2樓 | | | | 3/F 3樓 | | | | 5/F 5樓 | | | | G/F 地下 | | | | 1/F -2/F 1樓 - 2樓 | | | | 3/F 3樓 | | | | 5/F 5樓 | |
| | Exposed Type 外露型 | Non-Exposed Type 非外露型 | A | B | C | D | A | B | C | D | A | B | C | D | A | B | A | B | C | D | A | B | C | D | A | B | C | D | A | B | | |
| Kitchen 廚房 | 13A Twin Socket Outlet 13A 雙位電插座 | | - | - | - | - | - | - | - | - | - | - | - | - | - | 1 | - | - | - | - | - | - | - | - | - | - | - | - | - | - | | |
| | | 13A Single Socket Outlet (Refrigerator) 13A 單位電插座(雪櫃) | - | - | - | - | - | - | - | - | - | - | - | - | - | 2 | - | - | - | - | - | - | - | - | - | - | - | - | - | - | | |
| | | 13A Single Socket Outlet (Dishwasher) 13A 單位電插座(洗碗碟機) | - | - | - | - | - | - | - | - | - | - | - | - | - | 1 | - | - | - | - | - | - | - | - | - | - | - | - | - | - | | |
| | | 13A Single Socket Outlet (Wine Cellar) 13A 單位電插座(酒櫃) | - | - | - | - | - | - | - | - | - | - | - | - | - | - | - | - | - | - | - | - | - | - | - | - | - | - | - | - | | |
| | | 13A Single Socket Outlet (Steamer) 13A 單位電插座(蒸爐) | - | - | - | - | - | - | - | - | - | - | - | - | - | 1 | - | - | - | - | - | - | - | - | - | - | - | - | - | - | | |
| | | 13A Single Socket Outlet (Cooker Hood) 13A 單位電插座(抽油煙機) | - | - | - | - | - | - | - | - | - | - | - | - | - | 1 | - | - | - | - | - | - | - | - | - | - | - | - | - | - | | |
| | | 13A Single Socket Outlet (Gas Cooker) 13A 單位電插座(煤氣爐) | - | - | - | - | - | - | - | - | - | - | - | - | - | 2 | - | - | - | - | - | - | - | - | - | - | - | - | - | - | | |
| | | Fused Spur Unit (Cabinet Light) 接線蘇(櫃燈) | - | - | - | - | - | - | - | - | - | - | - | - | - | 2 | - | - | - | - | - | - | - | - | - | - | - | - | - | - | | |
| | | Fused Spur Unit (Cabinet Automatic Door) 接線蘇(櫃自動門) | - | - | - | - | - | - | - | - | - | - | - | - | - | 2 | - | - | - | - | - | - | - | - | - | - | - | - | - | - | | |
| | | Fused Spur Unit (Ventilation Fan) 接線蘇(抽氣扇) | - | - | - | - | - | - | - | - | - | - | - | - | - | 1 | - | - | - | - | - | - | - | - | - | - | - | - | - | - | | |
| | | Fused Spur Unit (Door Bell) 接線蘇(門鐘) | - | - | - | - | - | - | - | - | - | - | - | - | - | 1 | - | - | - | - | - | - | - | - | - | - | - | - | - | - | | |

Notes:

- “1, 2,” as shown in the above table denotes the quantity of such provision(s) provided in the residential unit.
- The symbol “-” as shown in the above table denotes “not provided” or “not applicable”.
- The quantity of the lighting switch(es) shown in the schedule denotes the quantity of switch faceplates(s).

備註:

- 上表 “1, 2,” 代表此設備於該住宅單位內提供的裝置數量。
- 上表 “-” 代表不提供或不適用。
- 說明表所顯示的燈掣數量是表示燈掣面板的數量。

Schedule of Mechanical & Electrical Provisions of Residential Units
住宅單位機電裝置數量說明表

| Location 位置 | Description 描述 | | Tower 1 第1座 | | | | | | | | | | | | Tower 2 第2座 | | | | | | | | | | | | | | | | | |
|----------------|---------------------|--|----------------|---|---|---|---------------------|---|---|---|-----------|---|---|---|----------------|----|---|---|-----------|---|---|---|---------------------|---|---|---|-----------|---|---|---|-----------|--|
| | | | G/F 地下 | | | | 1/F -2/F 1樓 - 2樓 | | | | 3/F 3樓 | | | | 5/F 5樓 | | | | G/F 地下 | | | | 1/F -2/F 1樓 - 2樓 | | | | 3/F 3樓 | | | | 5/F 5樓 | |
| | Exposed Type 外露型 | Non-Exposed Type 非外露型 | A | B | C | D | A | B | C | D | A | B | C | D | A | B | A | B | C | D | A | B | C | D | A | B | C | D | A | B | | |
| Kitchen 廚房 | | Fused Spur Unit (Gas Water Heater) 接線蘇(煤氣熱水爐) | - | - | - | - | - | - | - | - | - | - | - | - | - | 1 | - | - | - | - | - | - | - | - | - | - | - | - | - | - | | |
| | | Fused Spur Unit (Air Conditioner) 接線蘇(冷氣機) | - | - | - | - | - | - | - | - | - | - | - | - | - | 1 | - | - | - | - | - | - | - | - | - | - | - | - | - | - | | |
| | | Connection Unit (Oven) 接線蘇(焗爐) | - | - | - | - | - | - | - | - | - | - | - | - | - | 1 | - | - | - | - | - | - | - | - | - | - | - | - | - | - | | |
| | | Connection Unit (Induction Type Hob) 接線蘇(電磁爐) | - | - | - | - | - | - | - | - | - | - | - | - | - | 1 | - | - | - | - | - | - | - | - | - | - | - | - | - | - | | |
| | | Double Pole Switch (Oven) 開關掣(焗爐) | - | - | - | - | - | - | - | - | - | - | - | - | - | 1 | - | - | - | - | - | - | - | - | - | - | - | - | - | - | | |
| | | Double Pole Switch (Induction Type Hob) 開關掣(電磁爐) | - | - | - | - | - | - | - | - | - | - | - | - | - | 1 | - | - | - | - | - | - | - | - | - | - | - | - | - | - | | |
| | | Double Pole Switch (Ventilation Fan) 開關掣(抽氣扇) | - | - | - | - | - | - | - | - | - | - | - | - | - | 1 | - | - | - | - | - | - | - | - | - | - | - | - | - | - | | |
| | | Double Pole Switch (Electric Water Heater) 開關掣(電熱水爐) | - | - | - | - | - | - | - | - | - | - | - | - | - | 1 | - | - | - | - | - | - | - | - | - | - | - | - | - | - | | |
| | | Isolating Switch (Electric Water Heater) 開關掣(電熱水爐) | - | - | - | - | - | - | - | - | - | - | - | - | - | - | - | - | - | - | - | - | - | - | - | - | - | - | - | - | | |
| | | Air Conditioner Thermostat 冷氣機溫度調節器 | - | - | - | - | - | - | - | - | - | - | - | - | - | 1 | - | - | - | - | - | - | - | - | - | - | - | - | - | - | | |
| | | Door Bell 門鐘 | - | - | - | - | - | - | - | - | - | - | - | - | - | 1 | - | - | - | - | - | - | - | - | - | - | - | - | - | - | | |
| | | Dishwasher Connection Point (Water Inlet & Outlet) 洗碗碟機接駁點(來水及去水) | - | - | - | - | - | - | - | - | - | - | - | - | - | 1 | - | - | - | - | - | - | - | - | - | - | - | - | - | - | | |
| | | Lighting Point 燈位 | - | - | - | - | - | - | - | - | - | - | - | - | - | 12 | - | - | - | - | - | - | - | - | - | - | - | - | - | - | | |
| | | Lighting Switch 燈掣 | - | - | - | - | - | - | - | - | - | - | - | - | - | 3 | - | - | - | - | - | - | - | - | - | - | - | - | - | - | | |

Notes:

- "1, 2," as shown in the above table denotes the quantity of such provision(s) provided in the residential unit.
- The symbol "-" as shown in the above table denotes "not provided" or "not applicable".
- The quantity of the lighting switch(es) shown in the schedule denotes the quantity of switch faceplates(s).

備註:

- 上表 "1, 2," 代表此設備於該住宅單位內提供的裝置數量。
- 上表 "-" 代表不提供或不適用。
- 說明表所顯示的燈掣數量是表示燈掣面板的數量。

FITTINGS, FINISHES AND APPLIANCES
裝置、裝修物料及設備

Schedule of Mechanical & Electrical Provisions of Residential Units
住宅單位機電裝置數量說明表

| Location 位置 | Description 描述 | | Tower 1 第1座 | | | | | | | | | | | | Tower 2 第2座 | | | | | | | | | | | | | | | | | |
|--|---------------------------------------|---|----------------|---|---|---|---------------------|---|---|---|-----------|---|---|---|----------------|---|---|---|-----------|---|---|---|---------------------|---|---|---|-----------|---|---|---|-----------|--|
| | | | G/F 地下 | | | | 1/F -2/F 1樓 - 2樓 | | | | 3/F 3樓 | | | | 5/F 5樓 | | | | G/F 地下 | | | | 1/F -2/F 1樓 - 2樓 | | | | 3/F 3樓 | | | | 5/F 5樓 | |
| | Exposed Type 外露型 | Non-Exposed Type 非外露型 | A | B | C | D | A | B | C | D | A | B | C | D | A | B | A | B | C | D | A | B | C | D | A | B | C | D | A | B | | |
| Utility room / Area outside utility room 工作間 / 工作間對出 之空間 | 13A Single Socket Outlet 13A 單位電插座 | | 1 | 1 | 1 | 1 | 1 | 1 | 1 | 1 | 1 | 1 | 1 | 1 | 1 | 1 | 1 | 1 | 1 | 1 | 1 | 1 | 1 | 1 | 1 | 1 | 1 | 1 | 1 | 1 | | |
| | | 13A Single Socket Outlet 13A 單位電插座 | 2 | 2 | 2 | 2 | 2 | 2 | 2 | 2 | 2 | 2 | 2 | 2 | 2 | 2 | 2 | 2 | 2 | 2 | 2 | 2 | 2 | 2 | 2 | 2 | 2 | 2 | 2 | 2 | | |
| | 13A Twin Socket Outlet 13A 雙位電插座 | | 1 | 1 | 1 | 1 | 1 | 1 | 1 | 1 | 1 | 1 | 1 | 1 | 1 | 1 | 1 | 1 | 1 | 1 | 1 | 1 | 1 | 1 | 1 | 1 | 1 | 1 | 1 | 1 | | |
| | | 13A Single Socket Outlet (Washer Dryer) 13A 單位電插座(洗衣乾衣機) | 1 | 1 | 1 | - | 1 | 1 | 1 | - | 1 | 1 | 1 | - | - | - | - | 1 | - | 1 | 1 | - | - | 1 | 1 | - | - | 1 | - | - | | |
| | | 13A Single Socket Outlet (Washer) 13A 單位電插座(洗衣機) | - | - | - | - | - | - | - | - | - | - | - | - | 1 | 1 | - | - | - | - | - | - | - | - | - | - | - | - | - | | | |
| | | 13A Single Socket Outlet (Dryer) 13A 單位電插座(乾衣機) | - | - | - | - | - | - | - | - | - | - | - | - | 1 | 1 | - | - | - | - | - | - | - | - | - | - | - | - | - | | | |
| | | Fused Spur Unit (Air Conditioner) 接線蘇(冷氣機) | 1 | 1 | 1 | 1 | 1 | 1 | 1 | 1 | 1 | 1 | 1 | 1 | 1 | 1 | 1 | 1 | 1 | 1 | 1 | 1 | 1 | 1 | 1 | 1 | 1 | 1 | 1 | 1 | | |
| | | Fused Spur Unit (Air Conditioner Centralize Remote Controller) 接線蘇(冷氣機中央控制面板) | 1 | 1 | 1 | 1 | 1 | 1 | 1 | 1 | 1 | 1 | 1 | 1 | 1 | 1 | 1 | 1 | 1 | 1 | 1 | 1 | 1 | 1 | 1 | 1 | 1 | 1 | 1 | 1 | | |
| | | Data point 網路位 | 1 | 1 | 1 | 1 | 1 | 1 | 1 | 1 | 1 | 1 | 1 | 1 | 1 | 1 | 1 | 1 | 1 | 1 | 1 | 1 | 1 | 1 | 1 | 1 | 1 | 1 | 1 | 1 | | |
| | | Air Conditioner Centralize Remote Controller 冷氣機中央控制面板 | 1 | 1 | 1 | 1 | 1 | 1 | 1 | 1 | 1 | 1 | 1 | 1 | 1 | 1 | 1 | 1 | 1 | 1 | 1 | 1 | 1 | 1 | 1 | 1 | 1 | 1 | 1 | 1 | | |
| | | Double Pole Switch (Ventilation Fan) 開關掣(抽氣扇) | 1 | 1 | 1 | 1 | 1 | 1 | 1 | 1 | 1 | 1 | 1 | 1 | 1 | 2 | 1 | 1 | 1 | 1 | 1 | 1 | 1 | 1 | 1 | 1 | 1 | 1 | 1 | 1 | | |
| | | Double Pole Switch (Electric Water Heater) 開關掣(電熱水爐) | 1 | - | 1 | - | 1 | - | - | - | 1 | - | - | - | 1 | 2 | - | 1 | - | 1 | - | 1 | - | - | - | 1 | - | - | 1 | 1 | | |
| | | Air Conditioner Thermostat 冷氣機溫度調節器 | 1 | 1 | 1 | 1 | 1 | 1 | 1 | 1 | 1 | 1 | 1 | 1 | 1 | 2 | 1 | 1 | 1 | 1 | 1 | 1 | 1 | 1 | 1 | 1 | 1 | 1 | 1 | 1 | | |
| | | Washing Machine Connection Point (Water Inlet & Outlet) 洗衣機接駁點(來水及去水) | 1 | 1 | 1 | - | 1 | 1 | 1 | - | 1 | 1 | 1 | - | 1 | 1 | - | 1 | - | 1 | 1 | 1 | - | 1 | 1 | 1 | - | 1 | 1 | 1 | | |
| | | Gas Water Heater Temperature Switch 煤氣熱水爐溫度掣 | - | - | - | - | - | - | - | - | - | - | - | - | - | - | 1 | - | 1 | - | - | - | - | - | - | - | - | - | - | | | |
| | | Lighting Point 燈位 | 3 | 3 | 3 | 3 | 3 | 3 | 3 | 3 | 3 | 3 | 3 | 2 | 2 | 3 | 3 | 3 | 3 | 3 | 3 | 3 | 3 | 3 | 3 | 3 | 3 | 3 | 3 | 3 | | |
| | | Lighting Switch 燈掣 | 3 | 3 | 3 | 3 | 3 | 3 | 3 | 3 | 3 | 3 | 3 | 4 | 3 | 3 | 3 | 3 | 3 | 3 | 3 | 3 | 3 | 3 | 3 | 3 | 3 | 3 | 3 | 3 | | |
| | Lighting Switch 燈掣 | 1 | 1 | 1 | 1 | 1 | 1 | 1 | 1 | 1 | 1 | 1 | 1 | 1 | 1 | 1 | 1 | 1 | 1 | 1 | 1 | 1 | 1 | 1 | 1 | 1 | 1 | 1 | 1 | | | |

Notes:

- “1, 2,” as shown in the above table denotes the quantity of such provision(s) provided in the residential unit.
- The symbol “-” as shown in the above table denotes “not provided” or “not applicable”.
- The quantity of the lighting switch(es) shown in the schedule denotes the quantity of switch faceplates(s).

備註:

- 上表 “1, 2,” 代表此設備於該住宅單位內提供的裝置數量。
- 上表 “-” 代表不提供或不適用。
- 說明表所顯示的燈掣數量是表示燈掣面板的數量。

Schedule of Mechanical & Electrical Provisions of Residential Units
住宅單位機電裝置數量說明表

| Location 位置 | Description 描述 | | Tower 1 第1座 | | | | | | | | | | | | Tower 2 第2座 | | | | | | | | | | | | | | | | | |
|--|--|---|--------------------------|---|---|---|---------------------|---|---|---|-----------|---|---|---|----------------|---|---|---|-----------|---|---|---|---------------------|---|---|---|-----------|---|---|---|-----------|---|
| | | | G/F 地下 | | | | 1/F -2/F 1樓 - 2樓 | | | | 3/F 3樓 | | | | 5/F 5樓 | | | | G/F 地下 | | | | 1/F -2/F 1樓 - 2樓 | | | | 3/F 3樓 | | | | 5/F 5樓 | |
| | Exposed Type 外露型 | | Non-Exposed Type 非外露型 | | A | B | C | D | A | B | C | D | A | B | C | D | A | B | A | B | C | D | A | B | C | D | A | B | C | D | A | B |
| Utility room / Area outside utility room 工作間 / 工作間對出 之空間 | | Distribution Board 配電箱 | 1 | 1 | 1 | 1 | 1 | 1 | 1 | 1 | 1 | 1 | 1 | 1 | 1 | 1 | 1 | 1 | 1 | 1 | 1 | 1 | 1 | 1 | 1 | 1 | 1 | 1 | 1 | 1 | 1 | |
| Master bedroom (including dressing room if applicable) 主人睡房 (包括衣帽 間如適用) | 13A Single Socket Outlet 13A 單位電插座 | | 2 | 2 | 2 | 2 | 2 | 2 | 2 | 2 | 2 | 2 | 2 | 2 | 2 | 2 | 2 | 2 | 2 | 3 | 3 | 2 | 2 | 2 | 2 | 2 | 2 | 2 | 2 | 2 | 2 | |
| | 13A Twin Socket Outlet 13A 雙位電插座 | | 1 | 1 | 1 | 1 | 1 | 1 | 1 | 1 | 1 | 1 | 1 | 3 | 3 | 1 | 1 | 1 | 1 | 1 | 1 | 1 | 1 | 1 | 1 | 1 | 1 | 1 | 3 | 3 | | |
| | TV / FM Outlet 電視 / 電台天線插座 | | 1 | 1 | 1 | 1 | 1 | 1 | 1 | 1 | 1 | 1 | 1 | 1 | 1 | 1 | 1 | 1 | 1 | 1 | 1 | 1 | 1 | 1 | 1 | 1 | 1 | 1 | 1 | 1 | | |
| | Data Point 網路位 | | 1 | 1 | 1 | 1 | 1 | 1 | 1 | 1 | 1 | 1 | 1 | 1 | 1 | 1 | 1 | 1 | 1 | 1 | 1 | 1 | 1 | 1 | 1 | 1 | 1 | 1 | 1 | 1 | | |
| | Fused Spur Unit (Air Conditioner) 接線蘇(冷氣機) | | 1 | 1 | 1 | 1 | 1 | 1 | 1 | 1 | 1 | 1 | 1 | 2 | 2 | 1 | 1 | 1 | 1 | 1 | 1 | 1 | 1 | 1 | 1 | 1 | 1 | 1 | 2 | 2 | | |
| | | Fused Spur Unit (Air Conditioner) 接線蘇(冷氣機) | - | - | - | - | - | - | - | - | - | - | - | 1 | 1 | - | - | - | - | - | - | - | - | - | - | - | - | - | 1 | 1 | | |
| | Air Conditioner Thermostat 冷氣機溫度調節器 | | - | - | - | - | - | - | - | - | 1 | 1 | - | 1 | 1 | - | - | - | - | - | - | - | - | - | - | 1 | - | 1 | - | 1 | 1 | |
| | Double Pole Switch (Electric Water Heater) 開關掣(電熱水爐) | | - | - | - | - | - | 1 | - | 1 | - | 1 | - | - | - | - | - | - | - | - | - | - | - | - | - | 1 | - | 1 | - | - | - | |
| | Double Pole Switch (Ventilation Fan) 開關掣(抽氣扇) | | 1 | 1 | 1 | 1 | 1 | 1 | 1 | 1 | 1 | 1 | 1 | 1 | 1 | 1 | 1 | 1 | 1 | 1 | 1 | 1 | 1 | 1 | 1 | 1 | 1 | 1 | 1 | 1 | 1 | |
| | Lighting Point 燈位 | | 4 | 1 | 1 | 1 | 4 | 1 | 2 | 1 | 7 | 4 | 2 | 1 | 4 | 4 | 1 | 4 | 1 | 2 | 1 | 4 | 1 | 2 | 4 | 4 | 4 | 2 | 4 | 4 | | |
| Lighting Switch 燈掣 | | 3 | 3 | 4 | 4 | 4 | 4 | 4 | 4 | 4 | 4 | 4 | 4 | 4 | 4 | 3 | 3 | 4 | 4 | 4 | 4 | 4 | 4 | 4 | 4 | 4 | 4 | 4 | 4 | 4 | | |

Notes:

- "1, 2," as shown in the above table denotes the quantity of such provision(s) provided in the residential unit.
- The symbol "-" as shown in the above table denotes "not provided" or "not applicable".
- The quantity of the lighting switch(es) shown in the schedule denotes the quantity of switch faceplates(s).

備註:

- 上表 "1, 2," 代表此設備於該住宅單位內提供的裝置數量。
- 上表 "-" 代表不提供或不適用。
- 說明表所顯示的燈掣數量是表示燈掣面板的數量。

FITTINGS, FINISHES AND APPLIANCES
裝置、裝修物料及設備

Schedule of Mechanical & Electrical Provisions of Residential Units
住宅單位機電裝置數量說明表

| Location 位置 | Description 描述 | | Tower 1 第1座 | | | | | | | | | | | | Tower 2 第2座 | | | | | | | | | | | | | | | | | |
|-----------------------|--|---|--------------------------|---|---|---|---------------------|---|---|---|-----------|---|---|---|----------------|---|---|---|-----------|---|---|---|---------------------|---|---|---|-----------|---|---|---|-----------|---|
| | | | G/F 地下 | | | | 1/F -2/F 1樓 - 2樓 | | | | 3/F 3樓 | | | | 5/F 5樓 | | | | G/F 地下 | | | | 1/F -2/F 1樓 - 2樓 | | | | 3/F 3樓 | | | | 5/F 5樓 | |
| | Exposed Type 外露型 | | Non-Exposed Type 非外露型 | | A | B | C | D | A | B | C | D | A | B | C | D | A | B | A | B | C | D | A | B | C | D | A | B | C | D | A | B |
| Bedroom 1 睡房1 | 13A Single Socket Outlet 13A 單位電插座 | | 2 | 2 | 2 | 2 | 2 | 2 | 2 | 2 | 2 | 2 | 2 | 2 | 2 | 2 | 2 | 2 | 2 | 2 | 2 | 2 | 2 | 2 | 2 | 2 | 2 | 2 | 2 | 2 | 2 | |
| | 13A Twin Socket Outlet 13A 雙位電插座 | | 1 | 1 | 1 | 1 | 1 | 1 | 1 | 1 | 1 | 1 | 1 | 1 | 2 | 2 | 1 | 1 | 1 | 1 | 1 | 1 | 1 | 1 | 1 | 1 | 1 | 1 | 2 | 2 | | |
| | TV / FM Outlet 電視 / 電台天線插座 | | 1 | 1 | 1 | 1 | 1 | 1 | 1 | 1 | 1 | 1 | 1 | 1 | 1 | 1 | 1 | 1 | 1 | 1 | 1 | 1 | 1 | 1 | 1 | 1 | 1 | 1 | 1 | 1 | | |
| | Data Point 網路位 | | 1 | 1 | 1 | 1 | 1 | 1 | 1 | 1 | 1 | 1 | 1 | 1 | 1 | 1 | 1 | 1 | 1 | 1 | 1 | 1 | 1 | 1 | 1 | 1 | 1 | 1 | 1 | 1 | | |
| | Fused Spur Unit (Air Conditioner) 接線蘇(冷氣機) | | 1 | 1 | 1 | 1 | 1 | 1 | 1 | 1 | 1 | 1 | 1 | 1 | 1 | 1 | 1 | 1 | 1 | 1 | 1 | 1 | 1 | 1 | 1 | 1 | 1 | 1 | 1 | 1 | | |
| | | Fused Spur Unit (Air Conditioner) 接線蘇(冷氣機) | - | - | - | - | - | - | - | - | - | - | - | - | - | - | - | - | - | - | - | - | - | - | - | - | - | - | - | - | | |
| | Air Conditioner Thermostat 冷氣機溫度調節器 | | - | - | - | - | - | - | - | - | - | - | - | - | - | - | - | - | - | - | - | - | - | - | - | - | - | - | - | - | | |
| | Double Pole Switch (Electric Water Heater) 開關掣(電熱水爐) | | - | - | - | - | - | - | - | - | - | - | - | - | - | - | - | - | - | - | - | - | - | - | - | - | - | - | - | - | | |
| | Double Pole Switch (Ventilation Fan) 開關掣(抽氣扇) | | 1 | - | - | - | 1 | - | - | - | 1 | - | - | - | 1 | 1 | - | 1 | - | - | - | 1 | - | - | - | 1 | - | - | 1 | 1 | | |
| | Lighting Point 燈位 | | 1 | 1 | 1 | 1 | 1 | 1 | 1 | 1 | 1 | 1 | 1 | 1 | 4 | 4 | 1 | 1 | 1 | 1 | 1 | 1 | 1 | 1 | 1 | 1 | 1 | 1 | 4 | 5 | | |
| Lighting Switch 燈掣 | | 2 | 1 | 1 | 1 | 2 | 1 | 1 | 1 | 2 | 1 | 1 | 1 | 3 | 3 | 1 | 2 | 1 | 1 | 1 | 2 | 1 | 1 | 1 | 2 | 1 | 1 | 3 | 3 | | | |

Notes:

- "1, 2," as shown in the above table denotes the quantity of such provision(s) provided in the residential unit.
- The symbol "-" as shown in the above table denotes "not provided" or "not applicable".
- The quantity of the lighting switch(es) shown in the schedule denotes the quantity of switch faceplates(s).

備註:

- 上表 "1, 2," 代表此設備於該住宅單位內提供的裝置數量。
- 上表 "-" 代表不提供或不適用。
- 說明表所顯示的燈掣數量是表示燈掣面板的數量。

Schedule of Mechanical & Electrical Provisions of Residential Units
住宅單位機電裝置數量說明表

| Location 位置 | Description 描述 | | Tower 1 第1座 | | | | | | | | | | | | Tower 2 第2座 | | | | | | | | | | | | | | | | | |
|------------------|--|--|----------------|---|---|---|---------------------|---|---|---|-----------|---|---|---|----------------|---|---|---|-----------|---|---|---|---------------------|---|---|---|-----------|---|---|---|-----------|--|
| | | | G/F 地下 | | | | 1/F -2/F 1樓 - 2樓 | | | | 3/F 3樓 | | | | 5/F 5樓 | | | | G/F 地下 | | | | 1/F -2/F 1樓 - 2樓 | | | | 3/F 3樓 | | | | 5/F 5樓 | |
| | Exposed Type 外露型 | Non-Exposed Type 非外露型 | A | B | C | D | A | B | C | D | A | B | C | D | A | B | A | B | C | D | A | B | C | D | A | B | C | D | A | B | | |
| Bedroom 2 睡房2 | 13A Single Socket Outlet 13A 單位電插座 | | 2 | 2 | 2 | 2 | 2 | 2 | 2 | 2 | 2 | 2 | 2 | 2 | 2 | 2 | 2 | 2 | 2 | 2 | 2 | 2 | 2 | 2 | 2 | 2 | 2 | 2 | 2 | 2 | | |
| | 13A Twin Socket Outlet 13A 雙位電插座 | | 1 | 1 | 1 | 1 | 1 | 1 | 1 | 1 | 1 | 1 | 1 | 1 | 1 | 1 | 1 | 1 | 1 | 1 | 1 | 1 | 1 | 1 | 1 | 1 | 1 | 1 | 1 | 1 | | |
| | TV / FM Outlet 電視 / 電台天線插座 | | 1 | 1 | 1 | 1 | 1 | 1 | 1 | 1 | 1 | 1 | 1 | 1 | 1 | 1 | 1 | 1 | 1 | 1 | 1 | 1 | 1 | 1 | 1 | 1 | 1 | 1 | 1 | 1 | | |
| | Data Point 網路位 | | 1 | 1 | 1 | 1 | 1 | 1 | 1 | 1 | 1 | 1 | 1 | 1 | 1 | 1 | 1 | 1 | 1 | 1 | 1 | 1 | 1 | 1 | 1 | 1 | 1 | 1 | 1 | 1 | | |
| | Fused Spur Unit (Air Conditioner) 接線蘇(冷氣機) | | - | - | - | - | - | - | - | - | - | - | - | - | 1 | 1 | 1 | 1 | - | - | 1 | 1 | 1 | 1 | 1 | 1 | 1 | 1 | 1 | 1 | | |
| | | Fused Spur Unit (Air Conditioner) 接線蘇(冷氣機) | 1 | 1 | 1 | 1 | 1 | 1 | 1 | 1 | 1 | 1 | 1 | 1 | - | - | - | - | 1 | 1 | - | - | - | - | - | - | - | - | - | - | | |
| | Air Conditioner Thermostat 冷氣機溫度調節器 | | 1 | 1 | 1 | 1 | 1 | 1 | 1 | 1 | 1 | 1 | 1 | 1 | - | - | 1 | 1 | 1 | 1 | 1 | 1 | 1 | 1 | 1 | 1 | 1 | 1 | - | - | | |
| | Double Pole Switch (Electric Water Heater) 開關掣(電熱水爐) | | - | - | - | - | - | - | - | - | - | - | - | - | - | - | - | - | - | - | - | - | - | - | - | - | - | - | - | - | | |
| | Double Pole Switch (Ventilation Fan) 開關掣(抽氣扇) | | - | - | - | - | - | - | - | - | - | - | - | - | - | - | - | - | - | - | - | - | - | - | - | - | - | - | - | - | | |
| | Lighting Point 燈位 | | 4 | 4 | 4 | 4 | 4 | 5 | 4 | 4 | 4 | 5 | 4 | 5 | 1 | 1 | 4 | 4 | 4 | 4 | 5 | 4 | 4 | 4 | 5 | 4 | 4 | 4 | 1 | 1 | | |
| | Lighting Switch 燈掣 | | 1 | 1 | 1 | 1 | 1 | 1 | 1 | 1 | 1 | 1 | 1 | 1 | 1 | 1 | 1 | 1 | 1 | 1 | 1 | 1 | 1 | 1 | 1 | 1 | 1 | 1 | 1 | 1 | | |

Notes:

- “1, 2,” as shown in the above table denotes the quantity of such provision(s) provided in the residential unit.
- The symbol “-” as shown in the above table denotes “not provided” or “not applicable”.
- The quantity of the lighting switch(es) shown in the schedule denotes the quantity of switch faceplates(s).

備註:

- 上表 “1, 2,” 代表此設備於該住宅單位內提供的裝置數量。
- 上表 “-” 代表不提供或不適用。
- 說明表所顯示的燈掣數量是表示燈掣面板的數量。

FITTINGS, FINISHES AND APPLIANCES
裝置、裝修物料及設備

Schedule of Mechanical & Electrical Provisions of Residential Units
住宅單位機電裝置數量說明表

| Location 位置 | Description 描述 | | Tower 1 第1座 | | | | | | | | | | | | Tower 2 第2座 | | | | | | | | | | | | | | | | | |
|------------------|--|---|--------------------------|---|---|---|---------------------|---|---|---|-----------|---|---|---|----------------|---|---|---|-----------|---|---|---|---------------------|---|---|---|-----------|---|---|---|-----------|---|
| | | | G/F 地下 | | | | 1/F -2/F 1樓 - 2樓 | | | | 3/F 3樓 | | | | 5/F 5樓 | | | | G/F 地下 | | | | 1/F -2/F 1樓 - 2樓 | | | | 3/F 3樓 | | | | 5/F 5樓 | |
| | Exposed Type 外露型 | | Non-Exposed Type 非外露型 | | A | B | C | D | A | B | C | D | A | B | C | D | A | B | A | B | C | D | A | B | C | D | A | B | C | D | A | B |
| Bedroom 3 睡房3 | 13A Single Socket Outlet 13A 單位電插座 | | 2 | - | - | - | 2 | - | - | - | 2 | - | - | - | 2 | 2 | - | 2 | - | - | - | 2 | - | - | - | 2 | - | - | 2 | 2 | | |
| | 13A Twin Socket Outlet 13A 雙位電插座 | | 1 | - | - | - | 1 | - | - | - | 1 | - | - | - | 1 | 1 | - | 1 | - | - | - | 1 | - | - | - | 1 | - | - | 1 | 1 | | |
| | TV / FM Outlet 電視 / 電台天線插座 | | 1 | - | - | - | 1 | - | - | - | 1 | - | - | - | 1 | 1 | - | 1 | - | - | - | 1 | - | - | - | 1 | - | - | 1 | 1 | | |
| | Data Point 網路位 | | 1 | - | - | - | 1 | - | - | - | 1 | - | - | - | 1 | 1 | - | 1 | - | - | - | 1 | - | - | - | 1 | - | - | 1 | 1 | | |
| | Fused Spur Unit (Air Conditioner) 接線蘇(冷氣機) | | 1 | - | - | - | 1 | - | - | - | 1 | - | - | - | 1 | 1 | - | 1 | - | - | - | 1 | - | - | - | 1 | - | - | 1 | 1 | | |
| | | Fused Spur Unit (Air Conditioner) 接線蘇(冷氣機) | - | - | - | - | - | - | - | - | - | - | - | - | - | - | - | - | - | - | - | - | - | - | - | - | - | - | - | - | | |
| | Air Conditioner Thermostat 冷氣機溫度調節器 | | - | - | - | - | - | - | - | - | - | - | - | - | - | - | - | - | - | - | - | - | - | - | - | - | - | - | - | - | | |
| | Double Pole Switch (Electric Water Heater) 開關掣(電熱水爐) | | - | - | - | - | - | - | - | - | - | - | - | - | - | - | - | - | - | - | - | - | - | - | - | - | - | - | - | - | | |
| | Double Pole Switch (Ventilation Fan) 開關掣(抽氣扇) | | - | - | - | - | - | - | - | - | - | - | - | - | - | - | - | - | - | - | - | - | - | - | - | - | - | - | - | - | | |
| | Lighting Point 燈位 | | 1 | - | - | - | 1 | - | - | - | 1 | - | - | - | 1 | 1 | - | 1 | - | - | - | 1 | - | - | - | 1 | - | - | 1 | 1 | | |
| | Lighting Switch 燈掣 | | 1 | - | - | - | 1 | - | - | - | 1 | - | - | - | 1 | 1 | - | 1 | - | - | - | 1 | - | - | - | 1 | - | - | 1 | 1 | | |

Notes:

- "1, 2," as shown in the above table denotes the quantity of such provision(s) provided in the residential unit.
- The symbol "-" as shown in the above table denotes "not provided" or "not applicable".
- The quantity of the lighting switch(es) shown in the schedule denotes the quantity of switch faceplates(s).

備註:

- 上表 "1, 2," 代表此設備於該住宅單位內提供的裝置數量。
- 上表 "-" 代表不提供或不適用。
- 說明表所顯示的燈掣數量是表示燈掣面板的數量。

Schedule of Mechanical & Electrical Provisions of Residential Units
住宅單位機電裝置數量說明表

| Location 位置 | Description 描述 | | Tower 1 第1座 | | | | | | | | | | | | Tower 2 第2座 | | | | | | | | | | | | | | | | | |
|-------------------------|---------------------|--|----------------|---|---|---|---------------------|---|---|---|-----------|---|---|---|----------------|---|---|---|-----------|---|---|---|---------------------|---|---|---|-----------|---|---|---|-----------|--|
| | | | G/F 地下 | | | | 1/F -2/F 1樓 - 2樓 | | | | 3/F 3樓 | | | | 5/F 5樓 | | | | G/F 地下 | | | | 1/F -2/F 1樓 - 2樓 | | | | 3/F 3樓 | | | | 5/F 5樓 | |
| | Exposed Type 外露型 | Non-Exposed Type 非外露型 | A | B | C | D | A | B | C | D | A | B | C | D | A | B | A | B | C | D | A | B | C | D | A | B | C | D | A | B | | |
| Master bathroom 主人浴室 | | 13A Single Socket Outlet (With USB Port) 13A 單位電插座(附有USB接口) | 2 | 2 | 2 | 2 | 2 | 2 | 2 | 2 | 2 | 2 | 2 | 2 | 2 | 2 | 2 | 2 | 2 | 2 | 2 | 2 | 2 | 2 | 2 | 2 | 2 | 2 | 2 | 2 | | |
| | | Fused Spur Unit (Cabinet Light) 接線蘇(櫃燈) | 2 | 1 | 1 | 1 | 1 | 1 | 1 | 1 | 1 | 1 | 1 | 1 | 1 | 1 | 1 | 1 | 1 | 1 | 1 | 1 | 1 | 1 | 1 | 1 | 1 | 1 | 1 | 1 | | |
| | | Fused Spur Unit (Ventilation Fan) 接線蘇(抽氣扇) | 1 | 1 | 1 | 1 | 1 | 1 | 1 | 1 | 1 | 1 | 1 | 1 | 1 | 1 | 1 | 1 | 1 | 1 | 1 | 1 | 1 | 1 | 1 | 1 | 1 | 1 | 1 | 1 | | |
| | | Fused Spur Unit (Gas Water Heater) 接線蘇(煤氣熱水爐) | 1 | 1 | 1 | 1 | 1 | - | 1 | - | 1 | - | 1 | - | 1 | 1 | 1 | 1 | 1 | 1 | 1 | 1 | 1 | 1 | - | 1 | - | 1 | 1 | 1 | | |
| | | Fused Spur Unit (Air Conditioner) 接線蘇(冷氣機) | - | - | - | - | - | - | - | - | - | - | - | - | 1 | 1 | - | - | - | - | - | - | - | - | - | - | - | - | - | - | | |
| | | Fused Spur Unit (Towel Warmer) 接線蘇(發熱毛巾架) | 1 | - | 1 | - | 1 | - | 1 | - | 1 | - | 1 | - | 1 | 1 | - | 1 | - | 1 | - | 1 | - | 1 | - | 1 | - | 1 | 1 | 1 | | |
| | | Double Pole Switch (Thermo Ventilator) 開關掣(浴室寶) | 1 | 1 | 1 | 1 | 1 | 1 | 1 | 1 | 1 | 1 | 1 | 1 | 1 | 1 | 1 | 1 | 1 | 1 | 1 | 1 | 1 | 1 | 1 | 1 | 1 | 1 | 1 | 1 | | |
| | | Isolating Switch (Electric Water Heater) 開關掣(電熱水爐) | - | - | - | - | - | 1 | - | 1 | - | 1 | - | 1 | - | - | - | - | - | - | - | - | - | - | 1 | - | 1 | - | - | - | | |
| | | Air Conditioner Thermostat 冷氣機溫度調節器 | - | - | - | - | - | - | - | - | - | - | - | - | 1 | 1 | - | - | - | - | - | - | - | - | - | - | - | - | - | - | | |
| | | Gas Water Heater Temperature Switch 煤氣熱水爐溫度掣 | 1 | 1 | 1 | 1 | 1 | 1 | 1 | 1 | 1 | - | 1 | - | 1 | 1 | 1 | 1 | 1 | 1 | 1 | 1 | 1 | 1 | - | 1 | - | 1 | 1 | 1 | | |
| | | Lighting Point 燈位 | 4 | 4 | 4 | 4 | 4 | 4 | 4 | 4 | 4 | 4 | 4 | 4 | 7 | 7 | 4 | 4 | 4 | 4 | 4 | 4 | 4 | 4 | 4 | 4 | 4 | 4 | 7 | 7 | | |

Notes:

- "1, 2," as shown in the above table denotes the quantity of such provision(s) provided in the residential unit.
- The symbol "-" as shown in the above table denotes "not provided" or "not applicable".
- The quantity of the lighting switch(es) shown in the schedule denotes the quantity of switch faceplates(s).

備註:

- 上表 "1, 2," 代表此設備於該住宅單位內提供的裝置數量。
- 上表 "-" 代表不提供或不適用。
- 說明表所顯示的燈掣數量是表示燈掣面板的數量。

FITTINGS, FINISHES AND APPLIANCES
裝置、裝修物料及設備

Schedule of Mechanical & Electrical Provisions of Residential Units
住宅單位機電裝置數量說明表

| Location 位置 | Description 描述 | | Tower 1 第1座 | | | | | | | | | | | | Tower 2 第2座 | | | | | | | | | | | | | | | | | |
|--------------------|---------------------|--|----------------|---|---|---|---------------------|---|---|---|-----------|---|---|---|----------------|---|---|---|-----------|---|---|---|---------------------|---|---|---|-----------|---|---|---|-----------|--|
| | | | G/F 地下 | | | | 1/F -2/F 1樓 - 2樓 | | | | 3/F 3樓 | | | | 5/F 5樓 | | | | G/F 地下 | | | | 1/F -2/F 1樓 - 2樓 | | | | 3/F 3樓 | | | | 5/F 5樓 | |
| | Exposed Type 外露型 | Non-Exposed Type 非外露型 | A | B | C | D | A | B | C | D | A | B | C | D | A | B | A | B | C | D | A | B | C | D | A | B | C | D | A | B | | |
| Bathroom 1 浴室1 | | 13A Single Socket Outlet (With USB Port) 13A 單位電插座(附有USB接口) | 1 | 1 | 1 | 1 | 1 | 1 | 1 | 1 | 1 | 1 | 1 | 1 | 1 | 1 | 1 | 1 | 1 | 1 | 1 | 1 | 1 | 1 | 1 | 1 | 1 | 1 | 1 | 1 | | |
| | | Fused Spur Unit (Cabinet Light) 接線蘇(櫃燈) | 1 | 1 | 1 | 1 | 1 | 1 | 1 | 1 | 1 | 1 | 1 | 1 | 1 | 1 | 1 | 1 | 1 | 1 | 1 | 1 | 1 | 1 | 1 | 1 | 1 | 1 | 1 | 1 | | |
| | | Fused Spur Unit (Ventilation Fan) 接線蘇(抽氣扇) | 1 | 1 | 1 | 1 | 1 | 1 | 1 | 1 | 1 | 1 | 1 | 1 | 1 | 1 | 1 | 1 | 1 | 1 | 1 | 1 | 1 | 1 | 1 | 1 | 1 | 1 | 1 | 1 | | |
| | | Isolating Switch (Electric Water Heater) 開關掣(電熱水爐) | - | 1 | 1 | 1 | - | 1 | 1 | 1 | - | 1 | 1 | 1 | - | - | 1 | - | 1 | 1 | 1 | - | 1 | 1 | 1 | - | 1 | 1 | - | - | | |
| | | Double Pole Switch (Thermo Ventilator) 開關掣(浴室寶) | 1 | 1 | 1 | 1 | 1 | 1 | 1 | 1 | 1 | 1 | 1 | 1 | 1 | 1 | 1 | 1 | 1 | 1 | 1 | 1 | 1 | 1 | 1 | 1 | 1 | 1 | 1 | 1 | | |
| | | Gas Water Heater Temperature Switch 煤氣熱水爐溫度掣 | 1 | - | - | - | 1 | - | - | - | 1 | - | - | - | 1 | 1 | - | 1 | - | - | - | 1 | - | - | - | 1 | - | - | 1 | 1 | | |
| | | Lighting Point 燈位 | 4 | 4 | 4 | 4 | 4 | 4 | 4 | 4 | 4 | 4 | 4 | 4 | 7 | 7 | 7 | 4 | 7 | 7 | 4 | 4 | 7 | 7 | 4 | 4 | 7 | 7 | 4 | 4 | | |
| Bathroom 2 浴室2 | | 13A Single Socket Outlet (With USB Port) 13A 單位電插座(附有USB接口) | 1 | - | - | - | 1 | - | - | - | 1 | - | - | - | 1 | 1 | - | 1 | - | - | - | 1 | - | - | - | 1 | - | - | 1 | 1 | | |
| | | Fused Spur Unit (Cabinet Light) 接線蘇(櫃燈) | 1 | - | - | - | 1 | - | - | - | 1 | - | - | - | 1 | 1 | - | 1 | - | - | - | 1 | - | - | - | 1 | - | - | 1 | 1 | | |
| | | Fused Spur Unit (Ventilation Fan) 接線蘇(抽氣扇) | 1 | - | - | - | 1 | - | - | - | 1 | - | - | - | 1 | 1 | - | 1 | - | - | - | 1 | - | - | - | 1 | - | - | 1 | 1 | | |
| | | Double Pole Switch (Thermo Ventilator) 開關掣(浴室寶) | 1 | - | - | - | 1 | - | - | - | 1 | - | - | - | 1 | 1 | - | 1 | - | - | - | 1 | - | - | - | 1 | - | - | 1 | 1 | | |
| | | Gas Water Heater Temperature Switch 煤氣熱水爐溫度掣 | 1 | - | - | - | 1 | - | - | - | 1 | - | - | - | 1 | 1 | - | 1 | - | - | - | 1 | - | - | - | 1 | - | - | 1 | 1 | | |
| | | Lighting Point 燈位 | 3 | - | - | - | 3 | - | - | - | 3 | - | - | - | 7 | 7 | - | 3 | - | - | - | 3 | - | - | - | 3 | - | - | 4 | 4 | | |
| Powder room 化妝間 | | Fused Spur Unit (Ventilation Fan) 接線蘇(抽氣扇) | - | - | - | - | - | - | - | - | - | - | - | 1 | 1 | - | - | - | - | - | - | - | - | - | - | - | - | 1 | 1 | | | |
| | | Isolating Switch (Electric Water Heater) 開關掣(電熱水爐) | - | - | - | - | - | - | - | - | - | - | - | 1 | 1 | - | - | - | - | - | - | - | - | - | - | - | - | 1 | 1 | | | |
| | | Lighting Point 燈位 | - | - | - | - | - | - | - | - | - | - | - | 3 | 3 | - | - | - | - | - | - | - | - | - | - | - | - | 3 | 3 | | | |

Notes:

- “1, 2,” as shown in the above table denotes the quantity of such provision(s) provided in the residential unit.
- The symbol “-” as shown in the above table denotes “not provided” or “not applicable”.
- The quantity of the lighting switch(es) shown in the schedule denotes the quantity of switch faceplates(s).

備註:

- 上表 “1, 2,” 代表此設備於該住宅單位內提供的裝置數量。
- 上表 “-” 代表不提供或不適用。
- 說明表所顯示的燈掣數量是表示燈掣面板的數量。

Schedule of Mechanical & Electrical Provisions of Residential Units
住宅單位機電裝置數量說明表

| Location 位置 | Description 描述 | | Tower 1 第1座 | | | | | | | | | | | | Tower 2 第2座 | | | | | | | | | | | | | | | | | |
|-----------------|---|--|----------------|---|---|---|---------------------|---|---|---|-----------|---|---|---|----------------|---|---|---|-----------|---|---|---|---------------------|---|---|---|-----------|---|---|---|-----------|--|
| | | | G/F 地下 | | | | 1/F -2/F 1樓 - 2樓 | | | | 3/F 3樓 | | | | 5/F 5樓 | | | | G/F 地下 | | | | 1/F -2/F 1樓 - 2樓 | | | | 3/F 3樓 | | | | 5/F 5樓 | |
| | Exposed Type 外露型 | Non-Exposed Type 非外露型 | A | B | C | D | A | B | C | D | A | B | C | D | A | B | A | B | C | D | A | B | C | D | A | B | C | D | A | B | | |
| Lavatory 洗手間 | | Fused Spur Unit (Ventilation Fan) 接線蘇(抽氣扇) | 1 | 1 | 1 | 1 | 1 | 1 | 1 | 1 | 1 | 1 | 1 | 1 | 1 | 1 | 1 | 1 | 1 | 1 | 1 | 1 | 1 | 1 | 1 | 1 | 1 | 1 | 1 | 1 | | |
| | | Isolating Switch (Electric Water Heater) 開關掣(電熱水爐) | 1 | - | 1 | - | 1 | - | - | - | 1 | - | - | - | 1 | 1 | - | 1 | - | 1 | - | 1 | - | - | - | 1 | - | - | 1 | 1 | | |
| | | Gas Water Heater Temperature Switch 煤氣熱水爐溫度掣 | - | 1 | - | 1 | - | 1 | 1 | 1 | - | 1 | 1 | 1 | - | - | 1 | - | 1 | - | 1 | - | 1 | 1 | 1 | - | 1 | 1 | - | - | | |
| | | Lighting Point 燈位 | 1 | 1 | 1 | 1 | 1 | 1 | 1 | 1 | 1 | 1 | 1 | 1 | 1 | 1 | 1 | 1 | 1 | 1 | 1 | 1 | 1 | 1 | 1 | 1 | 1 | 1 | 1 | 1 | | |
| Pantry 備餐間 | | 13A Single Socket Outlet 13A 單位電插座 | - | - | - | - | - | - | - | - | - | - | - | - | - | - | - | - | - | - | - | - | - | - | - | - | - | - | - | - | | |
| | | 13A Twin Socket Outlet 13A 雙位電插座 | - | - | - | - | - | - | - | - | - | - | - | - | 1 | 3 | - | - | - | - | - | - | - | - | - | - | - | - | 1 | 1 | | |
| | | 13A Single Socket Outlet (Wine Cellar) 13A 單位電插座(酒櫃) | - | - | - | - | - | - | - | - | - | - | - | - | 1 | 1 | - | - | - | - | - | - | - | - | - | - | - | - | 1 | 1 | | |
| | | 13A Single Socket Outlet (Refrigerator) 13A 單位電插座(雪櫃) | - | - | - | - | - | - | - | - | - | - | - | - | - | 1 | - | - | - | - | - | - | - | - | - | - | - | - | - | - | | |
| | | 13A Single Socket Outlet (Steamer) 13A 單位電插座(蒸爐) | - | - | - | - | - | - | - | - | - | - | - | - | - | - | - | - | - | - | - | - | - | - | - | - | - | - | - | - | | |
| | | Fused Spur Unit (Cabinet Light) 接線蘇(櫃燈) | - | - | - | - | - | - | - | - | - | - | - | - | 1 | 1 | - | - | - | - | - | - | - | - | - | - | - | - | 1 | - | | |
| | | Fused Spur Unit (Ventilation Fan) 接線蘇(抽氣扇) | - | - | - | - | - | - | - | - | - | - | - | - | - | - | - | - | - | - | - | - | - | - | - | - | - | - | - | - | | |
| | | Fused Spur Unit (Air Conditioner) 接線蘇(冷氣機) | - | - | - | - | - | - | - | - | - | - | - | - | 1 | 1 | - | - | - | - | - | - | - | - | - | - | - | - | 2 | 1 | | |
| | | Double Pole Switch (Ventilation Fan) 開關掣(抽氣扇) | - | - | - | - | - | - | - | - | - | - | - | - | - | - | - | - | - | - | - | - | - | - | - | - | - | - | - | - | | |
| | | Double Pole Switch (Electric Water Heater) 開關掣(電熱水爐) | - | - | - | - | - | - | - | - | - | - | - | - | 1 | 1 | - | - | - | - | - | - | - | - | - | - | - | - | 1 | 1 | | |
| | | Air Conditioner Thermostat 冷氣機溫度調節器 | - | - | - | - | - | - | - | - | - | - | - | - | - | 1 | - | - | - | - | - | - | - | - | - | - | - | - | - | - | | |
| | | Video Door Phone 視像對講機 | - | - | - | - | - | - | - | - | - | - | - | - | - | 1 | - | - | - | - | - | - | - | - | - | - | - | - | - | 1 | | |
| | | Lighting Point 燈位 | - | - | - | - | - | - | - | - | - | - | - | - | 5 | 8 | - | - | - | - | - | - | - | - | - | - | - | - | 8 | 7 | | |
| | | Lighting Switch 燈掣 | - | - | - | - | - | - | - | - | - | - | - | - | - | 3 | - | - | - | - | - | - | - | - | - | - | - | - | - | 2 | | |
| | Smoke Detector with Sounder Base 煙霧偵測器配置聲響警報基座 | - | - | - | - | - | - | - | - | - | - | - | - | 1 | - | - | - | - | - | - | - | - | - | - | - | - | - | 1 | 1 | | | |

Notes:

- “1, 2,” as shown in the above table denotes the quantity of such provision(s) provided in the residential unit.
- The symbol “-” as shown in the above table denotes “not provided” or “not applicable”.
- The quantity of the lighting switch(es) shown in the schedule denotes the quantity of switch faceplates(s).

備註:

- 上表 “1, 2,” 代表此設備於該住宅單位內提供的裝置數量。
- 上表 “-” 代表不提供或不適用。
- 說明表所顯示的燈掣數量是表示燈掣面板的數量。

FITTINGS, FINISHES AND APPLIANCES
裝置、裝修物料及設備

Schedule of Mechanical & Electrical Provisions of Residential Units
住宅單位機電裝置數量說明表

| Location 位置 | Description 描述 | | Tower 1 第1座 | | | | | | | | | | | | Tower 2 第2座 | | | | | | | | | | | | | | | | | |
|---------------------------------|---|--|--------------------------|---|---|---|---------------------|---|---|---|-----------|---|---|---|----------------|----|---|---|-----------|---|---|---|---------------------|---|---|---|-----------|---|---|---|-----------|----|
| | | | G/F 地下 | | | | 1/F -2/F 1樓 - 2樓 | | | | 3/F 3樓 | | | | 5/F 5樓 | | | | G/F 地下 | | | | 1/F -2/F 1樓 - 2樓 | | | | 3/F 3樓 | | | | 5/F 5樓 | |
| | Exposed Type 外露型 | | Non-Exposed Type 非外露型 | | A | B | C | D | A | B | C | D | A | B | C | D | A | B | A | B | C | D | A | B | C | D | A | B | C | D | A | B |
| Flat roof (on 5/F) 平台 (於5樓) | 13A Weatherproof Socket Outlet 13A 防水電插座 | | - | - | - | - | - | - | - | - | - | - | - | - | 2 | 1 | - | - | - | - | - | - | - | - | - | - | - | - | - | - | 1 | 1 |
| | Lighting Point 燈位 | | - | - | - | - | - | - | - | - | - | - | - | - | 8 | 2 | - | - | - | - | - | - | - | - | - | - | - | - | - | - | 3 | 4 |
| Flat roof (on roof) 平台 (於天台) | 13A Weatherproof Socket Outlet 13A 防水電插座 | | - | - | - | - | - | - | - | - | - | - | - | - | 3 | 3 | - | - | - | - | - | - | - | - | - | - | - | - | - | - | 3 | 3 |
| | | Isolating Switch (Air Conditioner) 開關掣(冷氣機) | - | - | - | - | - | - | - | - | - | - | - | - | 2 | 2 | - | - | - | - | - | - | - | - | - | - | - | - | - | 2 | 2 | |
| | Lighting Point 燈位 | | - | - | - | - | - | - | - | - | - | - | - | - | 8 | 13 | - | - | - | - | - | - | - | - | - | - | - | - | - | - | 11 | 17 |
| | Lighting Switch 燈掣 | | - | - | - | - | - | - | - | - | - | - | - | - | - | - | - | - | - | - | - | - | - | - | - | - | - | - | - | - | 2 | |
| | Weatherproof Lighting Switch 防水燈掣 | | - | - | - | - | - | - | - | - | - | - | - | 1 | - | - | - | - | - | - | - | - | - | - | - | - | - | - | 2 | - | | |
| Garden 花園 | 13A Weatherproof Socket Outlet 13A 防水電插座 | | - | - | 1 | 1 | - | - | - | - | - | - | - | - | - | - | - | - | 1 | 1 | - | - | - | - | - | - | - | - | - | - | - | |
| | Lighting Point 燈位 | | - | - | 2 | 2 | - | - | - | - | - | - | - | - | - | - | - | - | 2 | 2 | - | - | - | - | - | - | - | - | - | - | - | |
| Balcony 露台 | Lighting Point 燈位 | | - | - | - | - | 1 | 1 | 1 | 1 | 1 | 1 | 1 | 1 | 2 | 2 | - | - | - | - | 1 | 1 | 1 | 1 | 1 | 1 | 1 | 1 | 1 | 1 | 1 | |
| Utility platform 工作平台 | Lighting Point 燈位 | | - | - | - | - | 1 | 1 | 1 | 1 | 1 | 1 | 1 | - | 2 | - | - | - | - | 1 | 1 | 1 | 1 | 1 | 1 | 1 | 1 | 1 | 1 | 1 | | |

Notes:

- "1, 2," as shown in the above table denotes the quantity of such provision(s) provided in the residential unit.
- The symbol "-" as shown in the above table denotes "not provided" or "not applicable".
- The quantity of the lighting switch(es) shown in the schedule denotes the quantity of switch faceplates(s).

備註:

- 上表 "1, 2," 代表此設備於該住宅單位內提供的裝置數量。
- 上表 "-" 代表不提供或不適用。
- 說明表所顯示的燈掣數量是表示燈掣面板的數量。

Schedule of Mechanical & Electrical Provisions of Residential Units
住宅單位機電裝置數量說明表

| Location 位置 | Description 描述 | | Tower 3 第3座 | | | | | | | | | Tower 6 第6座 | | | | | | | | | | |
|--|---|---|----------------------|---|---|---|-----------|---|---|---|-----------|---------------------|---|---|---|-----------|---|---|----|-----------|----|----|
| | | | 1/F - 2/F 1樓 - 2樓 | | | | 3/F 3樓 | | | | 5/F 5樓 | 1/F - 2F 1樓 - 2樓 | | | | 3/F 3樓 | | | | 5/F 5樓 | | |
| | Exposed Type 外露型 | Non-Exposed Type 非外露型 | A | B | C | D | A | B | C | D | A | B | A | B | C | D | A | B | C | D | A | |
| Living Room / Dining Room / Corridor 客廳 / 飯廳 / 走廊 | 13A Single Socket Outlet 13A 單位電插座 | | - | - | - | - | - | - | - | - | - | - | - | - | - | - | - | - | - | - | - | |
| | 13A Twin Socket Outlet 13A 雙位電插座 | | 4 | 4 | 4 | 4 | 4 | 4 | 4 | 4 | 5 | 3 | 4 | 4 | 4 | 4 | 4 | 4 | 4 | 4 | 4 | 6 |
| | TV / FM Outlet 電視 / 電台天線插座 | | 2 | 2 | 2 | 2 | 2 | 2 | 2 | 2 | 2 | 2 | 2 | 2 | 2 | 2 | 2 | 2 | 2 | 2 | 2 | 2 |
| | Telephone Outlet 電話插座 | | 2 | 2 | 2 | 2 | 2 | 2 | 2 | 2 | 2 | 2 | 2 | 2 | 2 | 2 | 2 | 2 | 2 | 2 | 2 | 2 |
| | Data Point 網路位 | | 2 | 2 | 2 | 2 | 2 | 2 | 2 | 2 | 2 | 2 | 2 | 2 | 2 | 2 | 2 | 2 | 2 | 2 | 2 | 2 |
| | Fused Spur Unit (Air Conditioner) 接線蘇(冷氣機) | | 2 | 2 | 2 | 2 | 2 | 2 | 2 | 2 | 2 | 4 | 2 | 1 | 2 | 2 | 2 | 1 | 2 | 2 | 2 | 2 |
| | | Fused Spur Unit (Air Conditioner) 接線蘇(冷氣機) | - | - | - | - | - | - | - | - | 2 | - | - | 1 | - | - | - | 1 | - | - | - | - |
| | | Double Pole Switch (Ventilation Fan) 開關掣(抽氣扇) | 1 | 1 | 1 | 1 | 1 | 1 | 1 | 1 | 2 | 2 | 1 | 1 | 1 | 1 | 1 | 1 | 1 | 1 | 1 | 2 |
| | | Double Pole Switch (Electric Water Heater) 開關掣(電熱水爐) | - | 1 | 1 | 1 | - | 1 | 1 | 1 | 1 | 1 | 1 | 1 | 2 | 1 | 1 | 1 | 2 | 1 | 1 | 1 |
| | | Air Conditioner Thermostat 冷氣機溫度調節器 | - | - | - | - | - | - | - | - | 1 | - | 1 | - | - | - | 1 | 2 | - | - | - | 1 |
| | | Video Door Phone 視像對講機 | 1 | 1 | 1 | 1 | 1 | 1 | 1 | 1 | 1 | - | 1 | 1 | 1 | 1 | 1 | 1 | 1 | 1 | 1 | 1 |
| | | Lighting Point 燈位 | 4 | 2 | 2 | 2 | 10 | 2 | 2 | 2 | 15 | 14 | 2 | 8 | 8 | 2 | 2 | 8 | 16 | 7 | 17 | 17 |
| | | Lighting Switch 燈掣 | 5 | 4 | 4 | 4 | 5 | 4 | 4 | 4 | 9 | 6 | 4 | 5 | 7 | 4 | 4 | 5 | 7 | 4 | 8 | 8 |
| | Smoke Detector with Sounder Base 煙霧偵測器配置聲響警報基座 | 1 | 1 | 1 | 1 | 1 | 1 | 1 | 1 | 2 | - | 1 | 1 | 1 | 1 | 1 | 1 | 1 | 1 | 1 | 1 | |

Notes:

- "1, 2," as shown in the above table denotes the quantity of such provision(s) provided in the residential unit.
- The symbol "-" as shown in the above table denotes "not provided" or "not applicable".
- The quantity of the lighting switch(es) shown in the schedule denotes the quantity of switch faceplates(s).

備註:

- 上表 "1, 2," 代表此設備於該住宅單位內提供的裝置數量。
- 上表 "-" 代表不提供或不適用。
- 說明表所顯示的燈掣數量是表示燈掣面板的數量。

FITTINGS, FINISHES AND APPLIANCES
裝置、裝修物料及設備

Schedule of Mechanical & Electrical Provisions of Residential Units
住宅單位機電裝置數量說明表

| Location 位置 | Description 描述 | | Tower 3 第3座 | | | | | | | | | Tower 6 第6座 | | | | | | | | | | |
|-------------------------------|---|---|----------------------|---|---|---|-----------|---|---|---|-----------|---------------------|---|---|---|-----------|---|---|---|-----------|---|---|
| | | | 1/F - 2/F 1樓 - 2樓 | | | | 3/F 3樓 | | | | 5/F 5樓 | 1/F - 2F 1樓 - 2樓 | | | | 3/F 3樓 | | | | 5/F 5樓 | | |
| | Exposed Type 外露型 | Non-Exposed Type 非外露型 | A | B | C | D | A | B | C | D | A | B | A | B | C | D | A | B | C | D | A | |
| Private lift lobby 私人升降機大堂 | 13A Single Socket Outlet 13A 單位電插座 | | 1 | 1 | 1 | 1 | 1 | 1 | 1 | 1 | 1 | 1 | 1 | 1 | 1 | 1 | 1 | 1 | 1 | 1 | 1 | |
| | Motion Sensor 運動傳感器 | | 1 | 1 | 1 | 1 | 1 | 1 | 1 | 1 | 1 | 1 | 1 | 1 | 1 | 1 | 1 | 1 | 1 | 1 | 1 | |
| | Lighting Point 燈位 | | 6 | 6 | 6 | 6 | 6 | 6 | 6 | 6 | 6 | 6 | 6 | 6 | 6 | 6 | 6 | 6 | 6 | 6 | 6 | |
| | Door Bell Push Button 門鐘襟手掣 | | 1 | 1 | 1 | 1 | 1 | 1 | 1 | 1 | 1 | 1 | 1 | 1 | 1 | 1 | 1 | 1 | 1 | 1 | 1 | |
| | Smoke Detector 煙霧偵測器 | | 1 | 1 | 1 | 1 | 1 | 1 | 1 | 1 | 1 | 1 | 1 | 1 | 1 | 1 | 1 | 1 | 1 | 1 | 1 | |
| | Smoke Detector with Sounder Base 煙霧偵測器配置聲響警報基座 | | 1 | 1 | 1 | 1 | 1 | 1 | 1 | 1 | 1 | - | 1 | 1 | 1 | 1 | 1 | 1 | 1 | 1 | 1 | |
| | | Alarm Bell 警鐘 | | 1 | 1 | 1 | 1 | 1 | 1 | 1 | 1 | 1 | 1 | 1 | 1 | 1 | 1 | 1 | 1 | 1 | 1 | 1 |
| Open kitchen 開放式廚房 | 13A Single Socket Outlet 13A 單位電插座 | | - | - | - | - | - | - | - | - | - | - | - | 1 | - | - | - | 1 | - | - | - | |
| | 13A Twin Socket Outlet 13A 雙位電插座 | | 3 | 2 | 3 | 2 | 3 | 2 | 3 | 2 | 3 | - | 2 | 1 | 3 | 3 | 2 | 1 | 3 | 3 | 3 | |
| | | 13A Single Socket Outlet 13A 單位電插座 | | - | - | - | - | - | - | - | - | - | - | - | - | - | - | - | - | - | 1 | |
| | | 13A Single Socket Outlet (Refrigerator) 13A 單位電插座(雪櫃) | | 2 | 1 | 2 | 2 | 2 | 1 | 2 | 2 | 2 | - | 1 | 1 | 2 | 2 | 1 | 1 | 2 | 2 | 2 |
| | | 13A Single Socket Outlet (Dishwasher) 13A 單位電插座(洗碗碟機) | | 1 | 1 | 1 | 1 | 1 | 1 | 1 | 1 | - | 1 | 1 | 1 | 1 | 1 | 1 | 1 | 1 | 1 | 1 |
| | | 13A Single Socket Outlet (Washer Dryer) 13A 單位電插座(洗衣乾衣機) | | - | - | - | 1 | - | - | - | 1 | - | - | - | 1 | 1 | - | - | 1 | 1 | - | |
| | | 13A Single Socket Outlet (Wine Cellar) 13A 單位電插座(酒櫃) | | 1 | 1 | 1 | 1 | 1 | 1 | 1 | 1 | - | - | 1 | 1 | 1 | 1 | 1 | 1 | 1 | 1 | - |
| | | 13A Single Socket Outlet (Steamer) 13A 單位電插座(蒸爐) | | 1 | 1 | 1 | 1 | 1 | 1 | 1 | 1 | - | 1 | 1 | 1 | 1 | 1 | 1 | 1 | 1 | 1 | 1 |
| | | 13A Single Socket Outlet (Cooker Hood) 13A 單位電插座(抽油煙機) | | 1 | 1 | 1 | 1 | 1 | 1 | 1 | 1 | - | 1 | 1 | 1 | 1 | 1 | 1 | 1 | 1 | 1 | 1 |
| | | 13A Single Socket Outlet (Gas Cooker) 13A 單位電插座(煤氣爐) | | 2 | 2 | 2 | 2 | 2 | 2 | 2 | 2 | - | 2 | 2 | 2 | 2 | 2 | 2 | 2 | 2 | 2 | 2 |
| | | Fused Spur Unit (Cabinet Light) 接線蘇(櫃燈) | | 1 | 1 | 1 | 1 | 1 | 1 | 1 | 1 | 2 | - | 1 | 1 | 1 | 1 | 1 | 1 | 1 | 1 | 2 |
| | | Fused Spur Unit (Cabinet Automatic Door) 接線蘇(櫃自動門) | | 1 | 1 | 1 | 1 | 1 | 1 | 1 | 1 | 2 | - | 1 | 1 | 1 | 1 | 1 | 1 | 1 | 1 | 2 |

Notes:

- "1, 2," as shown in the above table denotes the quantity of such provision(s) provided in the residential unit.
- The symbol "-" as shown in the above table denotes "not provided" or "not applicable".
- The quantity of the lighting switch(es) shown in the schedule denotes the quantity of switch faceplates(s).

備註:

- 上表 "1, 2," 代表此設備於該住宅單位內提供的裝置數量。
- 上表 "-" 代表不提供或不適用。
- 說明表所顯示的燈掣數量是表示燈掣面板的數量。

Schedule of Mechanical & Electrical Provisions of Residential Units
住宅單位機電裝置數量說明表

| Location 位置 | Description 描述 | | Tower 3 第3座 | | | | | | | | | Tower 6 第6座 | | | | | | | | | |
|-----------------------|-------------------------|--|----------------------|---|---|----|-----------|---|---|----|-----------|---------------------|---|---|----|-----------|---|---|----|-----------|----|
| | | | 1/F - 2/F 1樓 - 2樓 | | | | 3/F 3樓 | | | | 5/F 5樓 | 1/F - 2F 1樓 - 2樓 | | | | 3/F 3樓 | | | | 5/F 5樓 | |
| | Exposed Type 外露型 | Non-Exposed Type 非外露型 | A | B | C | D | A | B | C | D | A | B | A | B | C | D | A | B | C | D | A |
| Open kitchen 開放式廚房 | | Fused Spur Unit (Ventilation Fan) 接線蘇(抽氣扇) | 1 | 1 | 1 | 1 | 1 | 1 | 1 | 1 | 1 | - | 1 | 1 | 1 | 1 | 1 | 1 | 1 | 1 | 1 |
| | | Fused Spur Unit (Door Bell) 接線蘇(門鐘) | 1 | 1 | 1 | 1 | 1 | 1 | 1 | 1 | 1 | - | 1 | 1 | 1 | 1 | 1 | 1 | 1 | 1 | 1 |
| | | Fused Spur Unit (Gas Water Heater) 接線蘇(煤氣熱水爐) | 1 | 1 | 1 | 1 | 1 | 1 | 1 | 1 | 1 | - | 1 | 1 | 1 | 1 | 1 | 1 | 1 | 1 | 1 |
| | | Fused Spur Unit (Air Conditioner) 接線蘇(冷氣機) | 1 | 1 | 1 | 1 | 1 | 1 | 1 | 1 | 1 | - | 1 | 1 | 1 | 1 | 1 | 1 | 1 | 1 | 1 |
| | | Connection Unit (Oven) 接線蘇(焗爐) | 1 | 1 | 1 | 1 | 1 | 1 | 1 | 1 | 1 | - | 1 | 1 | 1 | 1 | 1 | 1 | 1 | 1 | 1 |
| | | Connection Unit (Induction Type Hob) 接線蘇(電磁爐) | 1 | - | 1 | 1 | 1 | - | 1 | 1 | 1 | - | - | - | 1 | 1 | - | - | 1 | 1 | 1 |
| | | Double Pole Switch (Oven) 開關掣(焗爐) | 1 | 1 | 1 | 1 | 1 | 1 | 1 | 1 | 1 | - | 1 | 1 | 1 | 1 | 1 | 1 | 1 | 1 | 1 |
| | | Double Pole Switch (Induction Type Hob) 開關掣(電磁爐) | 1 | - | 1 | 1 | 1 | - | 1 | 1 | 1 | - | - | - | 1 | 1 | - | - | 1 | 1 | 1 |
| | | Double Pole Switch (Ventilation Fan) 開關掣(抽氣扇) | 1 | 1 | 1 | 1 | 1 | 1 | 1 | 1 | 1 | - | 1 | 1 | 1 | 1 | 1 | 1 | 1 | 1 | 1 |
| | | Double Pole Switch (Electric Water Heater) 開關掣(電熱水爐) | 1 | - | - | - | 1 | - | - | - | 1 | - | - | 1 | 1 | - | - | 1 | 1 | - | 1 |
| | | Isolating Switch (Electric Water Heater) 開關掣(電熱水爐) | 1 | - | - | - | 1 | - | - | - | 1 | - | - | 1 | 1 | - | - | 1 | 1 | - | 1 |
| | | Air Conditioner Thermostat 冷氣機溫度調節器 | 1 | 1 | 1 | 1 | 1 | 1 | 1 | 1 | 1 | - | 1 | 1 | 1 | 1 | 1 | 1 | 1 | 1 | 1 |
| | | Gas Water Heater Temperature Switch 煤氣熱水爐溫度掣 | - | 1 | 1 | 1 | - | 1 | 1 | 1 | - | - | 1 | - | - | 1 | 1 | - | - | 1 | - |
| | | Door Bell 門鐘 | 1 | 1 | 1 | 1 | 1 | 1 | 1 | 1 | 1 | - | 1 | 1 | 1 | 1 | 1 | 1 | 1 | 1 | 1 |
| | | Washing Machine Connection Point (Water Inlet & Outlet) 洗衣機接駁點(來水及去水) | - | - | - | 1 | - | - | - | 1 | - | - | - | - | 1 | 1 | - | - | 1 | 1 | - |
| | | Dishwasher Connection Point (Water Inlet & Outlet) 洗碗碟機接駁點(來水及去水) | 1 | 1 | 1 | 1 | 1 | 1 | 1 | 1 | 1 | - | 1 | - | 1 | 1 | 1 | - | 1 | 1 | 1 |
| | | Lighting Point 燈位 | 12 | 8 | 9 | 21 | 12 | 8 | 9 | 21 | 9 | - | 7 | 5 | 14 | 10 | 7 | 5 | 14 | 10 | 12 |
| | Lighting Switch 燈掣 | 2 | 2 | 2 | 2 | 2 | 2 | 2 | 2 | 2 | - | 1 | 1 | 1 | 1 | 1 | 1 | 1 | 1 | 2 | |
| | Sprinkler Head 消防花灑頭 | 2 | 2 | 2 | 2 | 2 | 2 | 2 | 2 | 2 | - | 2 | 2 | 2 | 1 | 2 | 2 | 2 | 1 | 4 | |

Notes:

- "1, 2," as shown in the above table denotes the quantity of such provision(s) provided in the residential unit.
- The symbol "-" as shown in the above table denotes "not provided" or "not applicable".
- The quantity of the lighting switch(es) shown in the schedule denotes the quantity of switch faceplates(s).

備註:

- 上表 "1, 2," 代表此設備於該住宅單位內提供的裝置數量。
- 上表 "-" 代表不提供或不適用。
- 說明表所顯示的燈掣數量是表示燈掣面板的數量。

FITTINGS, FINISHES AND APPLIANCES
裝置、裝修物料及設備

Schedule of Mechanical & Electrical Provisions of Residential Units
住宅單位機電裝置數量說明表

| Location 位置 | Description 描述 | | Tower 3 第3座 | | | | | | | | | Tower 6 第6座 | | | | | | | | | |
|----------------|--|---|----------------------|---|---|---|-----------|---|---|---|-----------|---------------------|---|---|---|-----------|---|---|---|-----------|---|
| | | | 1/F - 2/F 1樓 - 2樓 | | | | 3/F 3樓 | | | | 5/F 5樓 | 1/F - 2F 1樓 - 2樓 | | | | 3/F 3樓 | | | | 5/F 5樓 | |
| | Exposed Type 外露型 | Non-Exposed Type 非外露型 | A | B | C | D | A | B | C | D | A | B | A | B | C | D | A | B | C | D | A |
| Kitchen 廚房 | 13A Twin Socket Outlet 13A 雙位電插座 | | - | - | - | - | - | - | - | - | - | 2 | - | - | - | - | - | - | - | - | - |
| | | 13A Single Socket Outlet (Refrigerator) 13A 單位電插座(雪櫃) | - | - | - | - | - | - | - | - | - | 2 | - | - | - | - | - | - | - | - | - |
| | | 13A Single Socket Outlet (Dishwasher) 13A 單位電插座(洗碗碟機) | - | - | - | - | - | - | - | - | - | 1 | - | - | - | - | - | - | - | - | - |
| | | 13A Single Socket Outlet (Wine Cellar) 13A 單位電插座(酒櫃) | - | - | - | - | - | - | - | - | - | - | - | - | - | - | - | - | - | - | - |
| | | 13A Single Socket Outlet (Steamer) 13A 單位電插座(蒸爐) | - | - | - | - | - | - | - | - | - | 1 | - | - | - | - | - | - | - | - | - |
| | | 13A Single Socket Outlet (Cooker Hood) 13A 單位電插座(抽油煙機) | - | - | - | - | - | - | - | - | - | 1 | - | - | - | - | - | - | - | - | - |
| | | 13A Single Socket Outlet (Gas Cooker) 13A 單位電插座(煤氣爐) | - | - | - | - | - | - | - | - | - | 2 | - | - | - | - | - | - | - | - | - |
| | | Fused Spur Unit (Cabinet Light) 接線蘇(櫃燈) | - | - | - | - | - | - | - | - | - | 2 | - | - | - | - | - | - | - | - | - |
| | | Fused Spur Unit (Cabinet Automatic Door) 接線蘇(櫃自動門) | - | - | - | - | - | - | - | - | - | 2 | - | - | - | - | - | - | - | - | - |
| | | Fused Spur Unit (Ventilation Fan) 接線蘇(抽氣扇) | - | - | - | - | - | - | - | - | - | 1 | - | - | - | - | - | - | - | - | - |
| | | Fused Spur Unit (Door Bell) 接線蘇(門鐘) | - | - | - | - | - | - | - | - | - | 1 | - | - | - | - | - | - | - | - | - |
| | | Fused Spur Unit (Gas Water Heater) 接線蘇(煤氣熱水爐) | - | - | - | - | - | - | - | - | - | 1 | - | - | - | - | - | - | - | - | - |
| | | Fused Spur Unit (Air Conditioner) 接線蘇(冷氣機) | - | - | - | - | - | - | - | - | - | 1 | - | - | - | - | - | - | - | - | - |
| | | Connection Unit (Oven) 接線蘇(焗爐) | - | - | - | - | - | - | - | - | - | 1 | - | - | - | - | - | - | - | - | - |
| | | Connection Unit (Induction Type Hob) 接線蘇(電磁爐) | - | - | - | - | - | - | - | - | - | 1 | - | - | - | - | - | - | - | - | - |
| | | Double Pole Switch (Oven) 開關掣(焗爐) | - | - | - | - | - | - | - | - | - | 1 | - | - | - | - | - | - | - | - | - |
| | | Double Pole Switch (Induction Type Hob) 開關掣(電磁爐) | - | - | - | - | - | - | - | - | - | 1 | - | - | - | - | - | - | - | - | - |
| | Double Pole Switch (Ventilation Fan) 開關掣(抽氣扇) | - | - | - | - | - | - | - | - | - | 1 | - | - | - | - | - | - | - | - | - | |

Notes:

- "1, 2," as shown in the above table denotes the quantity of such provision(s) provided in the residential unit.
- The symbol "-" as shown in the above table denotes "not provided" or "not applicable".
- The quantity of the lighting switch(es) shown in the schedule denotes the quantity of switch faceplates(s).

備註:

- 上表 "1, 2," 代表此設備於該住宅單位內提供的裝置數量。
- 上表 "-" 代表不提供或不適用。
- 說明表所顯示的燈掣數量是表示燈掣面板的數量。

Schedule of Mechanical & Electrical Provisions of Residential Units
住宅單位機電裝置數量說明表

| Location 位置 | Description 描述 | | Tower 3 第3座 | | | | | | | | | Tower 6 第6座 | | | | | | | | | |
|----------------|---|--|----------------------|---|---|---|-----------|---|---|---|-----------|---------------------|---|---|---|-----------|---|---|---|-----------|---|
| | | | 1/F - 2/F 1樓 - 2樓 | | | | 3/F 3樓 | | | | 5/F 5樓 | 1/F - 2F 1樓 - 2樓 | | | | 3/F 3樓 | | | | 5/F 5樓 | |
| | Exposed Type 外露型 | Non-Exposed Type 非外露型 | A | B | C | D | A | B | C | D | A | B | A | B | C | D | A | B | C | D | A |
| Kitchen 廚房 | Double Pole Switch (Electric Water Heater) 開關掣(電熱水爐) | | - | - | - | - | - | - | - | - | - | 1 | - | - | - | - | - | - | - | - | - |
| | | Isolating Switch (Electric Water Heater) 開關掣(電熱水爐) | - | - | - | - | - | - | - | - | - | 1 | - | - | - | - | - | - | - | - | - |
| | Air Conditioner Thermostat 冷氣機溫度調節器 | | - | - | - | - | - | - | - | - | - | 1 | - | - | - | - | - | - | - | - | - |
| | | Door Bell 門鐘 | - | - | - | - | - | - | - | - | - | 1 | - | - | - | - | - | - | - | - | - |
| | | Dishwasher Connection Point (Water Inlet & Outlet) 洗碗碟機接駁點(來水及去水) | - | - | - | - | - | - | - | - | - | 1 | - | - | - | - | - | - | - | - | - |
| | Lighting Point 燈位 | | - | - | - | - | - | - | - | - | - | 6 | - | - | - | - | - | - | - | - | - |
| | Lighting Switch 燈掣 | | - | - | - | - | - | - | - | - | - | 2 | - | - | - | - | - | - | - | - | - |

Notes:

- “1, 2,” as shown in the above table denotes the quantity of such provision(s) provided in the residential unit.
- The symbol “-” as shown in the above table denotes “not provided” or “not applicable”.
- The quantity of the lighting switch(es) shown in the schedule denotes the quantity of switch faceplates(s).

備註：

- 上表 “1, 2,” 代表此設備於該住宅單位內提供的裝置數量。
- 上表 “-” 代表不提供或不適用。
- 說明表所顯示的燈掣數量是表示燈掣面板的數量。

FITTINGS, FINISHES AND APPLIANCES
裝置、裝修物料及設備

Schedule of Mechanical & Electrical Provisions of Residential Units
住宅單位機電裝置數量說明表

| Location 位置 | Description 描述 | | Tower 3 第3座 | | | | | | | | | Tower 6 第6座 | | | | | | | | | |
|--|---|--------------------------|----------------------|---|---|---|-----------|---|---|---|-----------|----------------------|---|---|---|-----------|---|---|---|-----------|---|
| | | | 1/F - 2/F 1樓 - 2樓 | | | | 3/F 3樓 | | | | 5/F 5樓 | 1/F - 2/F 1樓 - 2樓 | | | | 3/F 3樓 | | | | 5/F 5樓 | |
| | Exposed Type 外露型 | Non-Exposed Type 非外露型 | A | B | C | D | A | B | C | D | A | B | A | B | C | D | A | B | C | D | A |
| Utility room / Area outside utility room 工作間 / 工作間對出 之空間 | 13A Single Socket Outlet 13A 單位電插座 | | 1 | 1 | 1 | 1 | 1 | 1 | 1 | 1 | 1 | 1 | 1 | 1 | 2 | - | 1 | 1 | 1 | 1 | 1 |
| | 13A Single Socket Outlet 13A 單位電插座 | | 2 | 2 | 2 | 2 | 2 | 2 | 2 | 2 | 2 | 2 | 2 | 2 | 2 | 2 | 2 | 2 | 2 | 2 | 2 |
| | 13A Twin Socket Outlet 13A 雙位電插座 | | 1 | 1 | 1 | 1 | 1 | 1 | 1 | 1 | 1 | 1 | 1 | 1 | - | 1 | 1 | 1 | 1 | 1 | 1 |
| | 13A Single Socket Outlet (Washer Dryer) 13A 單位電插座(洗衣乾衣機) | | - | 1 | 1 | - | - | 1 | 1 | - | - | - | 1 | 1 | - | - | 1 | 1 | - | - | - |
| | 13A Single Socket Outlet (Washer) 13A 單位電插座(洗衣機) | | - | - | - | - | - | - | - | - | 1 | 1 | - | - | - | - | - | - | - | - | 1 |
| | 13A Single Socket Outlet (Dryer) 13A 單位電插座(乾衣機) | | - | - | - | - | - | - | - | - | 1 | 1 | - | - | - | - | - | - | - | - | 1 |
| | Fused Spur Unit (Air Conditioner) 接線蘇(冷氣機) | | 1 | 1 | 1 | 1 | 1 | 1 | 1 | 1 | 1 | 1 | 1 | 1 | 1 | 1 | 1 | 1 | 1 | 1 | 1 |
| | Fused Spur Unit (Air Conditioner Centralize Remote Controller) 接線蘇(冷氣機中央控制面板) | | 1 | 1 | 1 | 1 | 1 | 1 | 1 | 1 | 1 | 1 | 1 | 1 | 1 | 1 | 1 | 1 | 1 | 1 | 1 |
| | Data point 網路位 | | 1 | 1 | 1 | 1 | 1 | 1 | 1 | 1 | 1 | 1 | 1 | 1 | 1 | 1 | 1 | 1 | 1 | 1 | 1 |
| | Air Conditioner Centralize Remote Controller 冷氣機中央控制面板 | | 1 | 1 | 1 | 1 | 1 | 1 | 1 | 1 | 1 | 1 | 1 | 1 | 1 | 1 | 1 | 1 | 1 | 1 | 1 |
| | Double Pole Switch (Ventilation Fan) 開關掣(抽氣扇) | | 1 | 1 | 1 | 1 | 1 | 1 | 1 | 1 | 1 | 1 | 1 | 1 | 1 | 1 | 1 | 1 | 1 | 1 | 1 |
| | Double Pole Switch (Electric Water Heater) 開關掣(電熱水爐) | | 1 | - | - | - | 1 | - | 1 | 1 | 1 | 1 | - | 1 | 1 | - | - | 1 | 1 | 1 | 1 |
| | Air Conditioner Thermostat 冷氣機溫度調節器 | | 1 | 1 | 1 | 1 | 1 | 1 | 1 | 1 | 1 | 1 | 1 | 1 | 1 | 1 | 1 | 1 | 1 | 1 | 1 |
| | Washing Machine Connection Point (Water Inlet & Outlet) 洗衣機接駁點(來水及去水) | | 1 | 1 | 1 | - | 1 | 1 | 1 | - | 1 | 1 | 1 | 1 | - | - | 1 | 1 | - | - | 1 |
| | Gas Water Heater Temperature Switch 煤氣熱水爐溫度掣 | | - | 1 | 1 | 1 | - | 1 | - | - | - | - | 1 | - | - | 1 | 1 | - | - | 1 | - |
| | Lighting Point 燈位 | | 3 | 3 | 3 | 3 | 3 | 3 | 3 | 3 | 2 | 2 | 3 | 3 | 3 | 1 | 3 | 3 | 3 | 1 | 2 |
| | Lighting Switch 燈掣 | | 3 | 3 | 3 | 3 | 3 | 3 | 3 | 3 | 3 | 3 | 3 | 3 | 3 | 2 | 3 | 3 | 3 | 3 | 3 |
| | Lighting Switch 燈掣 | | 1 | 1 | 1 | 1 | 1 | 1 | 1 | 1 | 1 | 1 | 1 | 1 | 1 | 1 | 1 | 1 | 1 | 1 | 1 |
| Distribution Board 配電箱 | | 1 | 1 | 1 | 1 | 1 | 1 | 1 | 1 | 1 | 1 | 1 | 1 | 1 | 1 | 1 | 1 | 1 | 1 | 1 | |

Notes:

- “1, 2,” as shown in the above table denotes the quantity of such provision(s) provided in the residential unit.
- The symbol “-” as shown in the above table denotes “not provided” or “not applicable”.
- The quantity of the lighting switch(es) shown in the schedule denotes the quantity of switch faceplates(s).

備註:

- 上表 “1, 2,” 代表此設備於該住宅單位內提供的裝置數量。
- 上表 “-” 代表不提供或不適用。
- 說明表所顯示的燈掣數量是表示燈掣面板的數量。

Schedule of Mechanical & Electrical Provisions of Residential Units
住宅單位機電裝置數量說明表

| Location 位置 | Description 描述 | | Tower 3 第3座 | | | | | | | | | Tower 6 第6座 | | | | | | | | | |
|--|---|--------------------------|----------------------|---|---|---|-----------|---|---|---|-----------|---------------------|---|---|---|-----------|---|---|---|-----------|---|
| | | | 1/F - 2/F 1樓 - 2樓 | | | | 3/F 3樓 | | | | 5/F 5樓 | 1/F - 2F 1樓 - 2樓 | | | | 3/F 3樓 | | | | 5/F 5樓 | |
| | Exposed Type 外露型 | Non-Exposed Type 非外露型 | A | B | C | D | A | B | C | D | A | B | A | B | C | D | A | B | C | D | A |
| Master bedroom (including dressing room if applicable) 主人睡房 (包括衣帽 間如適用) | 13A Single Socket Outlet 13A 單位電插座 | | 3 | 3 | 3 | 3 | 3 | 3 | 3 | 3 | 2 | 2 | 3 | 3 | 3 | 3 | 3 | 3 | 3 | 3 | 3 |
| | 13A Twin Socket Outlet 13A 雙位電插座 | | 1 | 1 | 1 | 1 | 1 | 1 | 1 | 1 | 3 | 3 | 1 | 1 | 1 | 1 | 1 | 1 | 1 | 1 | 3 |
| | TV / FM Outlet 電視 / 電台天線插座 | | 1 | 1 | 1 | 1 | 1 | 1 | 1 | 1 | 1 | 1 | 1 | 1 | 1 | 1 | 1 | 1 | 1 | 1 | 1 |
| | Data Point 網路位 | | 1 | 1 | 1 | 1 | 1 | 1 | 1 | 1 | 1 | 1 | 1 | 1 | 1 | 1 | 1 | 1 | 1 | 1 | 1 |
| | Fused Spur Unit (Air Conditioner) 接線蘇(冷氣機) | | 1 | 1 | 1 | 1 | 1 | 1 | 1 | 1 | 2 | 2 | 1 | 1 | - | 1 | 1 | 1 | - | 1 | 2 |
| | Fused Spur Unit (Air Conditioner) 接線蘇(冷氣機) | | - | - | - | - | - | - | - | - | 1 | 1 | - | - | 1 | - | - | - | 1 | - | 1 |
| | Air Conditioner Thermostat 冷氣機溫度調節器 | | - | - | - | - | - | 1 | - | 1 | 1 | 1 | - | - | 1 | - | 1 | 1 | 1 | - | - |
| | Double Pole Switch (Electric Water Heater) 開關掣(電熱水爐) | | - | - | - | - | - | 1 | - | 1 | - | - | - | 1 | 1 | - | - | 1 | 1 | - | - |
| | Double Pole Switch (Ventilation Fan) 開關掣(抽氣扇) | | 1 | 1 | 1 | 1 | 1 | 1 | 1 | 1 | 1 | 1 | 1 | 1 | 1 | 1 | 1 | 1 | 1 | 1 | 1 |
| | Lighting Point 燈位 | | 4 | 1 | 2 | 1 | 4 | 1 | 2 | 1 | 4 | 4 | 1 | 3 | 3 | 3 | 6 | 6 | 6 | 3 | 5 |
| Lighting Switch 燈掣 | | 4 | 4 | 4 | 4 | 4 | 4 | 4 | 4 | 4 | 4 | 4 | 4 | 4 | 4 | 4 | 4 | 4 | 4 | 4 | |

Notes:

- “1, 2,” as shown in the above table denotes the quantity of such provision(s) provided in the residential unit.
- The symbol “-” as shown in the above table denotes “not provided” or “not applicable”.
- The quantity of the lighting switch(es) shown in the schedule denotes the quantity of switch faceplates(s).

備註:

- 上表 “1, 2,” 代表此設備於該住宅單位內提供的裝置數量。
- 上表 “-” 代表不提供或不適用。
- 說明表所顯示的燈掣數量是表示燈掣面板的數量。

FITTINGS, FINISHES AND APPLIANCES
裝置、裝修物料及設備

Schedule of Mechanical & Electrical Provisions of Residential Units
住宅單位機電裝置數量說明表

| Location 位置 | Description 描述 | | Tower 3 第3座 | | | | | | | | | Tower 6 第6座 | | | | | | | | | |
|-----------------------|---|---|----------------------|---|---|---|-----------|---|---|---|-----------|---------------------|---|---|---|-----------|---|---|---|-----------|---|
| | | | 1/F - 2/F 1樓 - 2樓 | | | | 3/F 3樓 | | | | 5/F 5樓 | 1/F - 2F 1樓 - 2樓 | | | | 3/F 3樓 | | | | 5/F 5樓 | |
| | Exposed Type 外露型 | Non-Exposed Type 非外露型 | A | B | C | D | A | B | C | D | A | B | A | B | C | D | A | B | C | D | A |
| Bedroom 1 睡房1 | 13A Single Socket Outlet 13A 單位電插座 | | 2 | 2 | 2 | 2 | 2 | 2 | 2 | 2 | 2 | 2 | 2 | 2 | 2 | 2 | 2 | 2 | 2 | 2 | 2 |
| | 13A Twin Socket Outlet 13A 雙位電插座 | | 1 | 1 | 1 | 1 | 1 | 1 | 1 | 1 | 2 | 2 | 1 | 1 | 1 | 1 | 1 | 1 | 1 | 1 | 1 |
| | TV / FM Outlet 電視 / 電台天線插座 | | 1 | 1 | 1 | 1 | 1 | 1 | 1 | 1 | 1 | 1 | 1 | 1 | 1 | 1 | 1 | 1 | 1 | 1 | 1 |
| | Data Point 網路位 | | 1 | 1 | 1 | 1 | 1 | 1 | 1 | 1 | 1 | 1 | 1 | 1 | 1 | 1 | 1 | 1 | 1 | 1 | 1 |
| | Fused Spur Unit (Air Conditioner) 接線蘇(冷氣機) | | 1 | 1 | 1 | 1 | 1 | 1 | 1 | 1 | 1 | 1 | 1 | 1 | 1 | 1 | 1 | 1 | 1 | 1 | - |
| | | Fused Spur Unit (Air Conditioner) 接線蘇(冷氣機) | - | - | - | - | - | - | - | - | - | - | - | - | - | - | - | - | - | - | 1 |
| | Air Conditioner Thermostat 冷氣機溫度調節器 | | - | - | - | - | - | - | - | - | - | - | - | - | - | - | - | - | 1 | - | 1 |
| | Double Pole Switch (Electric Water Heater) 開關掣(電熱水爐) | | - | - | - | - | - | - | - | - | - | - | - | - | - | - | - | - | - | - | - |
| | Double Pole Switch (Ventilation Fan) 開關掣(抽氣扇) | | 1 | - | - | - | 1 | - | - | - | 1 | 1 | - | - | 1 | - | - | - | 1 | - | 1 |
| | Lighting Point 燈位 | | 1 | 1 | 1 | 1 | 1 | 1 | 1 | 1 | 4 | 5 | 1 | 1 | 4 | 1 | 1 | 1 | 7 | 1 | 7 |
| Lighting Switch 燈掣 | | 2 | 1 | 1 | 1 | 2 | 1 | 1 | 1 | 3 | 3 | 1 | 1 | 2 | 1 | 1 | 1 | 2 | 1 | 3 | |

Notes:

- "1, 2," as shown in the above table denotes the quantity of such provision(s) provided in the residential unit.
- The symbol "-" as shown in the above table denotes "not provided" or "not applicable".
- The quantity of the lighting switch(es) shown in the schedule denotes the quantity of switch faceplates(s).

備註:

- 上表 "1, 2," 代表此設備於該住宅單位內提供的裝置數量。
- 上表 "-" 代表不提供或不適用。
- 說明表所顯示的燈掣數量是表示燈掣面板的數量。

Schedule of Mechanical & Electrical Provisions of Residential Units
住宅單位機電裝置數量說明表

| Location 位置 | Description 描述 | | Tower 3 第3座 | | | | | | | | | Tower 6 第6座 | | | | | | | | | |
|-----------------------|---|--------------------------|----------------------|---|---|---|-----------|---|---|---|-----------|---------------------|---|---|---|-----------|---|---|---|-----------|---|
| | | | 1/F - 2/F 1樓 - 2樓 | | | | 3/F 3樓 | | | | 5/F 5樓 | 1/F - 2F 1樓 - 2樓 | | | | 3/F 3樓 | | | | 5/F 5樓 | |
| | Exposed Type 外露型 | Non-Exposed Type 非外露型 | A | B | C | D | A | B | C | D | A | B | A | B | C | D | A | B | C | D | A |
| Bedroom 2 睡房2 | 13A Single Socket Outlet 13A 單位電插座 | | 2 | 2 | 2 | 2 | 2 | 2 | 2 | 2 | 2 | 2 | 2 | 2 | 2 | 2 | 2 | 2 | 2 | 2 | 2 |
| | 13A Twin Socket Outlet 13A 雙位電插座 | | 1 | 1 | 1 | 1 | 1 | 1 | 1 | 1 | 1 | 1 | 1 | 1 | 1 | 1 | 1 | 1 | 1 | 1 | 1 |
| | TV / FM Outlet 電視 / 電台天線插座 | | 1 | 1 | 1 | 1 | 1 | 1 | 1 | 1 | 1 | 1 | 1 | 1 | 1 | 1 | 1 | 1 | 1 | 1 | 1 |
| | Data Point 網路位 | | 1 | 1 | 1 | 1 | 1 | 1 | 1 | 1 | 1 | 1 | 1 | 1 | 1 | 1 | 1 | 1 | 1 | 1 | 1 |
| | Fused Spur Unit (Air Conditioner) 接線蘇(冷氣機) | | - | - | - | - | - | - | - | - | 1 | 1 | 1 | - | 1 | 1 | 1 | - | 1 | 1 | 1 |
| | Fused Spur Unit (Air Conditioner) 接線蘇(冷氣機) | | 1 | 1 | 1 | 1 | 1 | 1 | 1 | 1 | - | - | - | 1 | - | - | - | 1 | - | - | - |
| | Air Conditioner Thermostat 冷氣機溫度調節器 | | 1 | 1 | 1 | 1 | 1 | 1 | 1 | 1 | - | - | - | 1 | - | - | 1 | 1 | 1 | 1 | - |
| | Double Pole Switch (Electric Water Heater) 開關掣(電熱水爐) | | - | - | - | - | - | - | - | - | - | - | - | - | - | - | - | - | - | - | - |
| | Double Pole Switch (Ventilation Fan) 開關掣(抽氣扇) | | - | - | - | - | - | - | - | - | - | - | - | - | - | - | - | - | - | - | - |
| | Lighting Point 燈位 | | 4 | 4 | 4 | 4 | 4 | 4 | 4 | 4 | 1 | 1 | 1 | 5 | 2 | 1 | 4 | 5 | 5 | 4 | 1 |
| Lighting Switch 燈掣 | | 1 | 1 | 1 | 1 | 1 | 1 | 1 | 1 | 1 | 1 | 1 | 1 | 1 | 1 | 1 | 1 | 1 | 1 | 1 | |

Notes:

- "1, 2," as shown in the above table denotes the quantity of such provision(s) provided in the residential unit.
- The symbol "-" as shown in the above table denotes "not provided" or "not applicable".
- The quantity of the lighting switch(es) shown in the schedule denotes the quantity of switch faceplates(s).

備註:

- 上表 "1, 2," 代表此設備於該住宅單位內提供的裝置數量。
- 上表 "-" 代表不提供或不適用。
- 說明表所顯示的燈掣數量是表示燈掣面板的數量。

FITTINGS, FINISHES AND APPLIANCES
裝置、裝修物料及設備

Schedule of Mechanical & Electrical Provisions of Residential Units
住宅單位機電裝置數量說明表

| Location 位置 | Description 描述 | | Tower 3 第3座 | | | | | | | | | Tower 6 第6座 | | | | | | | | | | |
|-----------------------|---|---|----------------------|---|---|---|-----------|---|---|---|-----------|---------------------|---|---|---|-----------|---|---|---|-----------|---|---|
| | | | 1/F - 2/F 1樓 - 2樓 | | | | 3/F 3樓 | | | | 5/F 5樓 | 1/F - 2F 1樓 - 2樓 | | | | 3/F 3樓 | | | | 5/F 5樓 | | |
| | Exposed Type 外露型 | Non-Exposed Type 非外露型 | A | B | C | D | A | B | C | D | A | B | A | B | C | D | A | B | C | D | A | |
| Bedroom 3 睡房3 | 13A Single Socket Outlet 13A 單位電插座 | | 2 | - | - | - | 2 | - | - | - | 2 | 2 | - | - | 2 | - | - | - | - | 2 | - | 2 |
| | 13A Twin Socket Outlet 13A 雙位電插座 | | 1 | - | - | - | 1 | - | - | - | 1 | 1 | - | - | 1 | - | - | - | - | 1 | - | 1 |
| | TV / FM Outlet 電視 / 電台天線插座 | | 1 | - | - | - | 1 | - | - | - | 1 | 1 | - | - | 1 | - | - | - | - | 1 | - | 1 |
| | Data Point 網路位 | | 1 | - | - | - | 1 | - | - | - | 1 | 1 | - | - | 1 | - | - | - | - | 1 | - | 1 |
| | Fused Spur Unit (Air Conditioner) 接線蘇(冷氣機) | | 1 | - | - | - | 1 | - | - | - | 1 | 1 | - | - | 1 | - | - | - | - | 1 | - | 1 |
| | | Fused Spur Unit (Air Conditioner) 接線蘇(冷氣機) | - | - | - | - | - | - | - | - | - | - | - | - | - | - | - | - | - | - | - | - |
| | Air Conditioner Thermostat 冷氣機溫度調節器 | | - | - | - | - | - | - | - | - | - | - | - | - | - | - | - | - | - | 1 | - | - |
| | Double Pole Switch (Electric Water Heater) 開關掣(電熱水爐) | | - | - | - | - | - | - | - | - | - | - | - | - | - | - | - | - | - | - | - | - |
| | Double Pole Switch (Ventilation Fan) 開關掣(抽氣扇) | | - | - | - | - | - | - | - | - | - | - | - | - | - | - | - | - | - | - | - | - |
| | Lighting Point 燈位 | | 1 | - | - | - | 1 | - | - | - | 1 | 1 | - | - | 1 | - | - | - | - | 6 | - | 1 |
| Lighting Switch 燈掣 | | 1 | - | - | - | 1 | - | - | - | 1 | 1 | - | - | 1 | - | - | - | - | 1 | - | 1 | |

Notes:

- "1, 2," as shown in the above table denotes the quantity of such provision(s) provided in the residential unit.
- The symbol "-" as shown in the above table denotes "not provided" or "not applicable".
- The quantity of the lighting switch(es) shown in the schedule denotes the quantity of switch faceplates(s).

備註:

- 上表 "1, 2," 代表此設備於該住宅單位內提供的裝置數量。
- 上表 "-" 代表不提供或不適用。
- 說明表所顯示的燈掣數量是表示燈掣面板的數量。

Schedule of Mechanical & Electrical Provisions of Residential Units
住宅單位機電裝置數量說明表

| Location 位置 | Description 描述 | | Tower 3 第3座 | | | | | | | | | Tower 6 第6座 | | | | | | | | | |
|-------------------------|---------------------|--|----------------------|----|----|----|-----------|----|----|----|-----------|---------------------|----|----|----|-----------|----|----|----|-----------|----|
| | | | 1/F - 2/F 1樓 - 2樓 | | | | 3/F 3樓 | | | | 5/F 5樓 | 1/F - 2F 1樓 - 2樓 | | | | 3/F 3樓 | | | | 5/F 5樓 | |
| | Exposed Type 外露型 | Non-Exposed Type 非外露型 | A | B | C | D | A | B | C | D | A | B | A | B | C | D | A | B | C | D | A |
| Master bathroom 主人浴室 | | 13A Single Socket Outlet (With USB Port) 13A 單位電插座(附有USB接口) | 2 | 2 | 2 | 2 | 2 | 2 | 2 | 2 | 2 | 2 | 2 | 2 | 2 | 2 | 2 | 2 | 2 | 2 | 2 |
| | | Fused Spur Unit (Cabinet Light) 接線蘇(櫃燈) | 1 | 1 | 1 | 1 | 1 | 1 | 1 | 1 | 1 | 1 | 1 | 1 | 1 | 1 | 1 | 1 | 1 | 1 | 1 |
| | | Fused Spur Unit (Ventilation Fan) 接線蘇(抽氣扇) | 1 | 1 | 1 | 1 | 1 | 1 | 1 | 1 | 1 | 1 | 1 | 1 | 1 | 1 | 1 | 1 | 1 | 1 | 1 |
| | | Fused Spur Unit (Gas Water Heater) 接線蘇(煤氣熱水爐) | 1 | 1 | 1 | 1 | 1 | - | 1 | - | 1 | 1 | 1 | - | - | - | 1 | - | - | - | 1 |
| | | Fused Spur Unit (Air Conditioner) 接線蘇(冷氣機) | - | - | - | - | - | - | - | - | 1 | 1 | - | - | - | - | - | - | - | - | 1 |
| | | Fused Spur Unit (Towel Warmer) 接線蘇(發熱毛巾架) | 1 | - | 1 | - | 1 | - | 1 | - | 1 | 1 | - | - | 1 | - | - | - | 1 | - | 1 |
| | | Double Pole Switch (Thermo Ventilator) 開關掣(浴室寶) | 1 | 1 | 1 | 1 | 1 | 1 | 1 | 1 | 1 | 1 | 1 | 1 | 1 | 1 | 1 | 1 | 1 | 1 | 1 |
| | | Isolating Switch (Electric Water Heater) 開關掣(電熱水爐) | - | 1 | - | 1 | - | 1 | - | 1 | - | - | - | 1 | 1 | 1 | - | 1 | 1 | 1 | - |
| | | Air Conditioner Thermostat 冷氣機溫度調節器 | - | - | - | - | - | - | - | - | 1 | 1 | - | - | - | - | - | - | - | - | 1 |
| | | Gas Water Heater Temperature Switch 煤氣熱水爐溫度掣 | 1 | 1 | 1 | 1 | 1 | - | 1 | - | 1 | 1 | 1 | - | - | 1 | - | - | - | 1 | 1 |
| | | Lighting Point 燈位 | 15 | 13 | 16 | 13 | 15 | 13 | 16 | 13 | 10 | 11 | 13 | 13 | 14 | 14 | 13 | 13 | 14 | 14 | 12 |
| Bathroom 1 浴室1 | | 13A Single Socket Outlet (With USB Port) 13A 單位電插座(附有USB接口) | 1 | 1 | 1 | 1 | 1 | 1 | 1 | 1 | 1 | 1 | 1 | 1 | 1 | 1 | 1 | 1 | 1 | 1 | 1 |
| | | Fused Spur Unit (Cabinet Light) 接線蘇(櫃燈) | 1 | 1 | 1 | 1 | 1 | 1 | 1 | 1 | 1 | 1 | 1 | 1 | 1 | 1 | 1 | 1 | 1 | 1 | 1 |
| | | Fused Spur Unit (Ventilation Fan) 接線蘇(抽氣扇) | 1 | 1 | 1 | 1 | 1 | 1 | 1 | 1 | 1 | 1 | 1 | 1 | 1 | 1 | 1 | 1 | 1 | 1 | 1 |
| | | Isolating Switch (Electric Water Heater) 開關掣(電熱水爐) | - | 1 | 1 | 1 | - | 1 | 1 | 1 | - | - | 1 | 1 | 1 | 1 | 1 | 1 | 1 | 1 | - |
| | | Double Pole Switch (Thermo Ventilator) 開關掣(浴室寶) | 1 | 1 | 1 | 1 | 1 | 1 | 1 | 1 | 1 | 1 | 1 | 1 | 1 | 1 | 1 | 1 | 1 | 1 | 1 |
| | | Gas Water Heater Temperature Switch 煤氣熱水爐溫度掣 | 1 | - | - | - | 1 | - | - | - | 1 | 1 | - | - | - | - | - | - | - | - | 1 |
| | | Lighting Point 燈位 | 7 | 7 | 7 | 7 | 7 | 7 | 7 | 7 | 7 | 7 | 7 | 7 | 7 | 7 | 7 | 7 | 7 | 7 | 7 |

Notes:

- "1, 2," as shown in the above table denotes the quantity of such provision(s) provided in the residential unit.
- The symbol "-" as shown in the above table denotes "not provided" or "not applicable".
- The quantity of the lighting switch(es) shown in the schedule denotes the quantity of switch faceplates(s).

備註:

- 上表 "1, 2," 代表此設備於該住宅單位內提供的裝置數量。
- 上表 "-" 代表不提供或不適用。
- 說明表所顯示的燈掣數量是表示燈掣面板的數量。

FITTINGS, FINISHES AND APPLIANCES
裝置、裝修物料及設備

Schedule of Mechanical & Electrical Provisions of Residential Units
住宅單位機電裝置數量說明表

| Location 位置 | Description 描述 | | Tower 3 第3座 | | | | | | | | | Tower 6 第6座 | | | | | | | | | | |
|--------------------|---------------------|---|----------------------|---|---|---|-----------|---|---|---|-----------|---------------------|---|---|---|-----------|---|---|---|-----------|---|---|
| | | | 1/F - 2/F 1樓 - 2樓 | | | | 3/F 3樓 | | | | 5/F 5樓 | 1/F - 2F 1樓 - 2樓 | | | | 3/F 3樓 | | | | 5/F 5樓 | | |
| | Exposed Type 外露型 | Non-Exposed Type 非外露型 | A | B | C | D | A | B | C | D | A | B | A | B | C | D | A | B | C | D | A | |
| Bathroom 2 浴室2 | | 13A Single Socket Outlet (With USB Port) 13A單位電插座(附有USB接口) | 1 | - | - | - | 1 | - | - | - | 1 | 1 | - | - | 1 | - | - | - | - | 1 | - | 1 |
| | | Fused Spur Unit (Cabinet Light) 接線蘇(櫃燈) | 1 | - | - | - | 1 | - | - | - | 1 | 1 | - | - | 1 | - | - | - | - | 1 | - | 1 |
| | | Fused Spur Unit (Ventilation Fan) 接線蘇(抽氣扇) | 1 | - | - | - | 1 | - | - | - | 1 | 1 | - | - | 1 | - | - | - | - | 1 | - | 1 |
| | | Double Pole Switch (Thermo Ventilator) 開關掣(浴室寶) | 1 | - | - | - | 1 | - | - | - | 1 | 1 | - | - | 1 | - | - | - | - | 1 | - | 1 |
| | | Gas Water Heater Temperature Switch 煤氣熱水爐溫度掣 | 1 | - | - | - | 1 | - | - | - | 1 | 1 | - | - | - | - | - | - | - | - | - | 1 |
| | | Lighting Point 燈位 | 7 | - | - | - | 7 | - | - | - | 7 | 7 | - | - | 7 | - | - | - | - | 7 | - | 7 |
| Powder room 化妝間 | | Fused Spur Unit (Ventilation Fan) 接線蘇(抽氣扇) | - | - | - | - | - | - | - | - | 1 | 1 | - | - | 1 | - | - | - | - | 1 | - | 1 |
| | | Isolating Switch (Electric Water Heater) 開關掣(電熱水爐) | - | - | - | - | - | - | - | - | 1 | 1 | - | - | 1 | - | - | - | - | 1 | - | 1 |
| | | Lighting Point 燈位 | - | - | - | - | - | - | - | - | 3 | 3 | - | - | 3 | - | - | - | - | 3 | - | 4 |
| Lavatory 洗手間 | | Fused Spur Unit (Ventilation Fan) 接線蘇(抽氣扇) | 1 | 1 | 1 | 1 | 1 | 1 | 1 | 1 | 1 | 1 | 1 | 1 | 1 | 1 | 1 | 1 | 1 | 1 | 1 | 1 |
| | | Isolating Switch (Electric Water Heater) 開關掣(電熱水爐) | 1 | - | - | - | 1 | - | - | - | 1 | 1 | - | 1 | - | 1 | - | 1 | - | 1 | - | 1 |
| | | Gas Water Heater Temperature Switch 煤氣熱水爐溫度掣 | - | 1 | 1 | 1 | - | 1 | 1 | 1 | - | - | 1 | - | - | 1 | 1 | - | - | 1 | - | - |
| | | Lighting Point 燈位 | 1 | 1 | 1 | 1 | 1 | 1 | 1 | 1 | 1 | 1 | 1 | 1 | 1 | 1 | 1 | 1 | 1 | 1 | 1 | 1 |

Notes:

- "1, 2," as shown in the above table denotes the quantity of such provision(s) provided in the residential unit.
- The symbol "-" as shown in the above table denotes "not provided" or "not applicable".
- The quantity of the lighting switch(es) shown in the schedule denotes the quantity of switch faceplates(s).

備註:

- 上表 "1, 2," 代表此設備於該住宅單位內提供的裝置數量。
- 上表 "-" 代表不提供或不適用。
- 說明表所顯示的燈掣數量是表示燈掣面板的數量。

Schedule of Mechanical & Electrical Provisions of Residential Units
住宅單位機電裝置數量說明表

| Location 位置 | Description 描述 | | Tower 3 第3座 | | | | | | | | | Tower 6 第6座 | | | | | | | | | | |
|--------------------------------|---|---|----------------------|---|---|---|-----------|---|---|---|-----------|----------------------|---|---|---|-----------|---|---|---|-----------|---|---|
| | | | 1/F - 2/F 1樓 - 2樓 | | | | 3/F 3樓 | | | | 5/F 5樓 | 1/F - 2/F 1樓 - 2樓 | | | | 3/F 3樓 | | | | 5/F 5樓 | | |
| | Exposed Type 外露型 | Non-Exposed Type 非外露型 | A | B | C | D | A | B | C | D | A | B | A | B | C | D | A | B | C | D | A | |
| Pantry 備餐間 | | 13A Single Socket Outlet 13A 單位電插座 | - | - | - | - | - | - | - | - | - | - | - | - | - | - | - | - | - | - | - | - |
| | | 13A Twin Socket Outlet 13A雙位電插座 | - | - | - | - | - | - | - | - | 1 | 3 | - | - | - | - | - | - | - | - | - | - |
| | | 13A Single Socket Outlet (Wine Cellar) 13A單位電插座(酒櫃) | - | - | - | - | - | - | - | - | 1 | 1 | - | - | - | - | - | - | - | - | - | - |
| | | 13A Single Socket Outlet (Refrigerator) 13A單位電插座(雪櫃) | - | - | - | - | - | - | - | - | - | 1 | - | - | - | - | - | - | - | - | - | - |
| | | 13A Single Socket Outlet (Steamer) 13A 單位電插座(蒸爐) | - | - | - | - | - | - | - | - | - | - | - | - | - | - | - | - | - | - | - | - |
| | | Fused Spur Unit (Cabinet Light) 接線蘇(櫃燈) | - | - | - | - | - | - | - | - | 1 | 1 | - | - | - | - | - | - | - | - | - | - |
| | | Fused Spur Unit (Ventilation Fan) 接線蘇(抽氣扇) | - | - | - | - | - | - | - | - | - | - | - | - | - | - | - | - | - | - | - | - |
| | | Fused Spur Unit (Air Conditioner) 接線蘇(冷氣機) | - | - | - | - | - | - | - | - | 1 | 1 | - | - | - | - | - | - | - | - | - | - |
| | | Double Pole Switch (Ventilation Fan) 開關掣(抽氣扇) | - | - | - | - | - | - | - | - | - | - | - | - | - | - | - | - | - | - | - | - |
| | | Double Pole Switch (Electric Water Heater) 開關掣(電熱水爐) | - | - | - | - | - | - | - | - | 1 | 1 | - | - | - | - | - | - | - | - | - | - |
| | | Air Conditioner Thermostat 冷氣機溫度調節器 | - | - | - | - | - | - | - | - | - | - | - | - | - | - | - | - | - | - | - | - |
| | | Video Door Phone 視像對講機 | - | - | - | - | - | - | - | - | - | 1 | - | - | - | - | - | - | - | - | - | - |
| | | Lighting Point 燈位 | - | - | - | - | - | - | - | - | 4 | 8 | - | - | - | - | - | - | - | - | - | - |
| | | Lighting Switch 燈掣 | - | - | - | - | - | - | - | - | - | 3 | - | - | - | - | - | - | - | - | - | - |
| | Smoke Detector with Sounder Base 煙霧偵測器配置聲響警報基座 | - | - | - | - | - | - | - | - | 1 | - | - | - | - | - | - | - | - | - | - | - | |
| Flat roof (on 5/F) 平台 (於5樓) | | 13A Weatherproof Socket Outlet 13A 防水電插座 | - | - | - | - | - | - | - | - | 1 | 1 | - | - | - | - | - | - | - | - | - | 2 |
| | | Lighting Point 燈位 | - | - | - | - | - | - | - | - | 5 | 4 | - | - | - | - | - | - | - | - | - | 9 |

Notes:

- "1, 2," as shown in the above table denotes the quantity of such provision(s) provided in the residential unit.
- The symbol "-" as shown in the above table denotes "not provided" or "not applicable".
- The quantity of the lighting switch(es) shown in the schedule denotes the quantity of switch faceplates(s).

備註:

- 上表 "1, 2," 代表此設備於該住宅單位內提供的裝置數量。
- 上表 "-" 代表不提供或不適用。
- 說明表所顯示的燈掣數量是表示燈掣面板的數量。

FITTINGS, FINISHES AND APPLIANCES
裝置、裝修物料及設備

Schedule of Mechanical & Electrical Provisions of Residential Units
住宅單位機電裝置數量說明表

| Location 位置 | Description 描述 | | Tower 3 第3座 | | | | | | | | | Tower 6 第6座 | | | | | | | | | | |
|---------------------------------|--|--|--------------------------|---|---|---|-----------|---|---|---|-----------|---------------------|---|---|---|-----------|---|---|---|-----------|---|---|
| | | | 1/F - 2/F 1樓 - 2樓 | | | | 3/F 3樓 | | | | 5/F 5樓 | 1/F - 2F 1樓 - 2樓 | | | | 3/F 3樓 | | | | 5/F 5樓 | | |
| | Exposed Type 外露型 | | Non-Exposed Type 非外露型 | | A | B | C | D | A | B | C | D | A | B | A | B | C | D | A | B | C | D |
| Flat roof (on roof) 平台 (於天台) | 13A Weatherproof Socket Outlet 13A 防水電插座 | | - | - | - | - | - | - | - | - | 3 | 3 | - | - | - | - | - | - | - | - | - | 3 |
| | Isolating Switch (Air Conditioner) 開關掣(冷氣機) | | - | - | - | - | - | - | - | - | 2 | 2 | - | - | - | - | - | - | - | - | - | 2 |
| | Lighting Point 燈位 | | - | - | - | - | - | - | - | - | 10 | 16 | - | - | - | - | - | - | - | - | - | 8 |
| | Lighting Switch 燈掣 | | - | - | - | - | - | - | - | - | - | 1 | - | - | - | - | - | - | - | - | - | - |
| | Weatherproof Lighting Switch 防水燈掣 | | - | - | - | - | - | - | - | - | 1 | - | - | - | - | - | - | - | - | - | - | 1 |
| Balcony 露台 | Lighting Point 燈位 | | 1 | 1 | 1 | 1 | 2 | 1 | 2 | 1 | 2 | 2 | 1 | 1 | 1 | 1 | 1 | 2 | 2 | 2 | 2 | 2 |
| Utility platform 工作平台 | Lighting Point 燈位 | | 1 | 1 | 1 | 1 | 1 | 2 | 1 | 2 | 2 | 2 | 1 | 1 | 1 | 1 | 2 | 2 | 2 | 1 | - | - |

Notes:

- “1, 2,” as shown in the above table denotes the quantity of such provision(s) provided in the residential unit.
- The symbol “-” as shown in the above table denotes “not provided” or “not applicable”.
- The quantity of the lighting switch(es) shown in the schedule denotes the quantity of switch faceplates(s).

備註：

- 上表 “1, 2,” 代表此設備於該住宅單位內提供的裝置數量。
- 上表 “-” 代表不提供或不適用。
- 說明表所顯示的燈掣數量是表示燈掣面板的數量。

Schedule of Mechanical & Electrical Provisions of Residential Units
住宅單位機電裝置數量說明表

| Location 位置 | Description 描述 | | Tower 7 第7座 | | | | | | | | | | | | Tower 8 第8座 | | | | | | | | | | | | | | | | | |
|--|---|--|---|---|---|---|----------------------|---|---|---|-----------|---|---|---|----------------|----|---|---|-----------|---|---|---|----------------------|---|---|---|-----------|---|----|----|-----------|---|
| | | | G/F 地下 | | | | 1/F - 2/F 1樓 - 2樓 | | | | 3/F 3樓 | | | | 5/F 5樓 | | | | G/F 地下 | | | | 1/F - 2/F 1樓 - 2樓 | | | | 3/F 3樓 | | | | 5/F 5樓 | |
| | Exposed Type 外露型 | | Non-Exposed Type 非外露型 | | A | B | C | D | A | B | C | D | A | B | C | D | A | B | A | B | C | D | A | B | C | D | A | B | C | D | A | B |
| Living Room / Dining Room / Corridor 客廳 / 飯廳 / 走廊 | 13A Single Socket Outlet 13A 單位電插座 | | - | - | - | - | - | - | - | - | - | - | - | - | - | - | - | - | - | - | - | - | - | - | - | - | - | - | - | - | - | |
| | 13A Twin Socket Outlet 13A 雙位電插座 | | 4 | 4 | 4 | 4 | 4 | 4 | 4 | 4 | 4 | 4 | 4 | 4 | 5 | 4 | 4 | 4 | 4 | 4 | 4 | 4 | 4 | 4 | 4 | 4 | 4 | 4 | 4 | 4 | 5 | |
| | TV / FM Outlet 電視 / 電台天線插座 | | 2 | 2 | 2 | 2 | 2 | 2 | 2 | 2 | 2 | 2 | 2 | 2 | 2 | 2 | 2 | 2 | 2 | 2 | 2 | 2 | 2 | 2 | 2 | 2 | 2 | 2 | 2 | 2 | 2 | |
| | Telephone Outlet 電話插座 | | 2 | 2 | 2 | 2 | 2 | 2 | 2 | 2 | 2 | 2 | 2 | 2 | 2 | 2 | 2 | 2 | 2 | 2 | 2 | 2 | 2 | 2 | 2 | 2 | 2 | 2 | 2 | 2 | 2 | |
| | Data Point 網路位 | | 2 | 2 | 2 | 2 | 2 | 2 | 2 | 2 | 2 | 2 | 2 | 2 | 2 | 2 | 2 | 2 | 2 | 2 | 2 | 2 | 2 | 2 | 2 | 2 | 2 | 2 | 2 | 2 | 2 | |
| | Fused Spur Unit (Air Conditioner) 接線蘇(冷氣機) | | 2 | 2 | 2 | 1 | 2 | 2 | 2 | 1 | 2 | 2 | 2 | 1 | - | 2 | 2 | 2 | 2 | 2 | 2 | 2 | 2 | 2 | 2 | 2 | 2 | 2 | 2 | 2 | - | |
| | | | Fused Spur Unit (Air Conditioner) 接線蘇(冷氣機) | | - | - | - | 1 | - | - | - | 1 | - | - | - | 1 | 4 | - | - | - | - | - | - | - | - | - | - | - | - | - | 4 | |
| | Double Pole Switch (Ventilation Fan) 開關掣(抽氣扇) | | 2 | 1 | 1 | 1 | 2 | 1 | 1 | 1 | 2 | 1 | 1 | 1 | 1 | 1 | 2 | 1 | 1 | 1 | 2 | 1 | 1 | 1 | 2 | 1 | 1 | 1 | 2 | 2 | | |
| | Double Pole Switch (Electric Water Heater) 開關掣(電熱水爐) | | 2 | 1 | 1 | 1 | 2 | 1 | 1 | 1 | 2 | 1 | 1 | 1 | 1 | 1 | 2 | - | 1 | 1 | 2 | - | 1 | 1 | 2 | - | 1 | 1 | 1 | 2 | | |
| | Air Conditioner Thermostat 冷氣機溫度調節器 | | - | - | - | 2 | - | - | - | 1 | 1 | - | - | 1 | 1 | 1 | - | - | - | 1 | - | - | - | 3 | - | - | - | 1 | 1 | | | |
| | Video Door Phone 視像對講機 | | 1 | 1 | 1 | 1 | 1 | 1 | 1 | 1 | 1 | 1 | 1 | 1 | 1 | 1 | 1 | 1 | 1 | 1 | 1 | 1 | 1 | 1 | 1 | 1 | 1 | 1 | 1 | 1 | 1 | |
| | Lighting Point 燈位 | | 8 | 2 | 2 | 8 | 8 | 2 | 2 | 8 | 13 | 5 | 2 | 8 | 15 | 17 | 2 | 2 | 2 | 4 | 2 | 2 | 2 | 4 | 8 | 2 | 2 | 6 | 19 | 17 | | |
| | Lighting Switch 燈掣 | | 7 | 4 | 4 | 5 | 8 | 4 | 4 | 4 | 8 | 4 | 4 | 4 | 4 | 7 | 5 | 4 | 4 | 4 | 5 | 4 | 4 | 4 | 5 | 4 | 4 | 4 | 6 | 9 | | |
| | Smoke Detector with Sounder Base 煙霧偵測器配置聲響警報基座 | | 1 | 1 | 1 | 1 | 1 | 1 | 1 | 1 | 1 | 1 | 1 | 1 | 1 | 1 | 1 | 1 | 1 | 1 | 1 | 1 | 1 | 1 | 1 | 1 | 1 | 1 | 1 | 1 | | |

Notes:

- “1, 2,” as shown in the above table denotes the quantity of such provision(s) provided in the residential unit.
- The symbol “-” as shown in the above table denotes “not provided” or “not applicable”.
- The quantity of the lighting switch(es) shown in the schedule denotes the quantity of switch faceplates(s).

備註:

- 上表 “1, 2,” 代表此設備於該住宅單位內提供的裝置數量。
- 上表 “-” 代表不提供或不適用。
- 說明表所顯示的燈掣數量是表示燈掣面板的數量。

FITTINGS, FINISHES AND APPLIANCES
裝置、裝修物料及設備

Schedule of Mechanical & Electrical Provisions of Residential Units
住宅單位機電裝置數量說明表

| Location 位置 | Description 描述 | | Tower 7 第7座 | | | | | | | | | | | | Tower 8 第8座 | | | | | | | | | | | | | | | | | |
|-------------------------------|--|--|--------------------------|---|---|---|----------------------|---|---|---|-----------|---|---|---|----------------|---|---|---|-----------|---|---|---|----------------------|---|---|---|-----------|---|---|---|-----------|---|
| | | | G/F 地下 | | | | 1/F - 2/F 1樓 - 2樓 | | | | 3/F 3樓 | | | | 5/F 5樓 | | | | G/F 地下 | | | | 1/F - 2/F 1樓 - 2樓 | | | | 3/F 3樓 | | | | 5/F 5樓 | |
| | Exposed Type 外露型 | | Non-Exposed Type 非外露型 | | A | B | C | D | A | B | C | D | A | B | C | D | A | B | A | B | C | D | A | B | C | D | A | B | C | D | A | B |
| Private lift lobby 私人升降機大堂 | 13A Single Socket Outlet 13A 單位電插座 | | 1 | 1 | 1 | 1 | 1 | 1 | 1 | 1 | 1 | 1 | 1 | 1 | 1 | 1 | 1 | 1 | 1 | 1 | 1 | 1 | 1 | 1 | 1 | 1 | 1 | 1 | 1 | 1 | 1 | 1 |
| | Motion Sensor 運動傳感器 | | 1 | 1 | 1 | 1 | 1 | 1 | 1 | 1 | 1 | 1 | 1 | 1 | 1 | 1 | 1 | 1 | 1 | 1 | 1 | 1 | 1 | 1 | 1 | 1 | 1 | 1 | 1 | 1 | 1 | 1 |
| | Lighting Point 燈位 | | 6 | 6 | 6 | 6 | 6 | 6 | 6 | 6 | 6 | 6 | 6 | 6 | 6 | 6 | 6 | 6 | 6 | 6 | 6 | 6 | 6 | 6 | 6 | 6 | 6 | 6 | 6 | 6 | 6 | 6 |
| | Door Bell Push Button 門鐘襟手掣 | | 1 | 1 | 1 | 1 | 1 | 1 | 1 | 1 | 1 | 1 | 1 | 1 | 1 | 1 | 1 | 1 | 1 | 1 | 1 | 1 | 1 | 1 | 1 | 1 | 1 | 1 | 1 | 1 | 1 | 1 |
| | Smoke Detector 煙霧偵測器 | | 1 | 1 | 1 | 1 | 1 | 1 | 1 | 1 | 1 | 1 | 1 | 1 | 1 | 1 | 1 | 1 | 1 | 1 | 1 | 1 | 1 | 1 | 1 | 1 | 1 | 1 | 1 | 1 | 1 | 1 |
| | Smoke Detector with Sounder Base 煙霧偵測器配置聲響警報基座 | | 1 | 1 | 1 | 1 | 1 | 1 | 1 | 1 | 1 | 1 | 1 | 1 | 1 | 1 | 1 | 1 | 1 | 1 | 1 | 1 | 1 | 1 | 1 | 1 | 1 | 1 | 1 | 1 | 1 | 1 |
| | Alarm Bell 警鐘 | | 1 | 1 | 1 | 1 | 1 | 1 | 1 | 1 | 1 | 1 | 1 | 1 | 1 | 1 | 1 | 1 | 1 | 1 | 1 | 1 | 1 | 1 | 1 | 1 | 1 | 1 | 1 | 1 | 1 | 1 |
| Open kitchen 開放式廚房 | 13A Single Socket Outlet 13A 單位電插座 | | - | - | - | 1 | - | - | - | - | - | - | 1 | - | - | - | - | - | - | - | - | - | - | - | - | - | - | - | - | - | - | |
| | 13A Twin Socket Outlet 13A 雙位電插座 | | 4 | 2 | 2 | 1 | 4 | 2 | 2 | 1 | 4 | 2 | 2 | 1 | 1 | 3 | 2 | 3 | 2 | 3 | 2 | 3 | 2 | 3 | 2 | 3 | 2 | 3 | 2 | 3 | 2 | 2 |
| | 13A Single Socket Outlet 13A 單位電插座 | | - | - | - | - | - | - | - | - | - | - | - | - | - | - | - | - | - | - | - | - | - | - | - | - | - | - | 1 | 1 | - | - |
| | 13A Single Socket Outlet (Refrigerator) 13A 單位電插座(雪櫃) | | 2 | 2 | 1 | 1 | 2 | 2 | 1 | 1 | 2 | 2 | 1 | 1 | 2 | 2 | 1 | 2 | 1 | 2 | 1 | 2 | 1 | 2 | 1 | 2 | 1 | 2 | 1 | 2 | 2 | 2 |
| | 13A Single Socket Outlet (Dishwasher) 13A 單位電插座(洗碗碟機) | | 1 | 1 | 1 | - | 1 | 1 | 1 | - | 1 | 1 | 1 | - | 1 | 1 | 1 | 1 | 1 | 1 | 1 | 1 | 1 | 1 | 1 | 1 | 1 | 1 | 1 | 1 | 1 | 1 |
| | 13A Single Socket Outlet (Washer Dryer) 13A 單位電插座(洗衣乾衣機) | | 1 | 1 | - | - | 1 | 1 | - | - | 1 | 1 | - | - | - | - | - | - | - | 1 | - | - | - | 1 | - | - | - | 1 | - | - | - | - |
| | 13A Single Socket Outlet (Wine Cellar) 13A 單位電插座(酒櫃) | | 1 | 1 | 1 | 1 | 1 | 1 | 1 | 1 | 1 | 1 | 1 | 1 | - | 1 | 1 | 1 | 1 | 1 | 1 | 1 | 1 | 1 | 1 | 1 | 1 | 1 | 1 | 1 | - | - |
| | 13A Single Socket Outlet (Steamer) 13A 單位電插座(蒸爐) | | 1 | 1 | 1 | 1 | 1 | 1 | 1 | 1 | 1 | 1 | 1 | 1 | 1 | 1 | 1 | 1 | 1 | 1 | 1 | 1 | 1 | 1 | 1 | 1 | 1 | 1 | 1 | 1 | 1 | 1 |
| | 13A Single Socket Outlet (Cooker Hood) 13A 單位電插座(抽油煙機) | | 1 | 1 | 1 | 1 | 1 | 1 | 1 | 1 | 1 | 1 | 1 | 1 | 1 | 1 | 1 | 1 | 1 | 1 | 1 | 1 | 1 | 1 | 1 | 1 | 1 | 1 | 1 | 1 | 1 | 1 |

Notes:

- "1, 2," as shown in the above table denotes the quantity of such provision(s) provided in the residential unit.
- The symbol "-" as shown in the above table denotes "not provided" or "not applicable".
- The quantity of the lighting switch(es) shown in the schedule denotes the quantity of switch faceplates(s).

備註:

- 上表 "1, 2," 代表此設備於該住宅單位內提供的裝置數量。
- 上表 "-" 代表不提供或不適用。
- 說明表所顯示的燈掣數量是表示燈掣面板的數量。

Schedule of Mechanical & Electrical Provisions of Residential Units
住宅單位機電裝置數量說明表

| Location 位置 | Description 描述 | | Tower 7 第7座 | | | | | | | | | | | | Tower 8 第8座 | | | | | | | | | | | | | | | | | |
|-----------------------|---------------------|---|----------------|---|---|---|----------------------|---|---|---|-----------|---|---|---|----------------|---|---|---|-----------|---|---|---|----------------------|---|---|---|-----------|---|---|---|-----------|--|
| | | | G/F 地下 | | | | 1/F - 2/F 1樓 - 2樓 | | | | 3/F 3樓 | | | | 5/F 5樓 | | | | G/F 地下 | | | | 1/F - 2/F 1樓 - 2樓 | | | | 3/F 3樓 | | | | 5/F 5樓 | |
| | Exposed Type 外露型 | Non-Exposed Type 非外露型 | A | B | C | D | A | B | C | D | A | B | C | D | A | B | A | B | C | D | A | B | C | D | A | B | C | D | A | B | | |
| Open kitchen 開放式廚房 | | 13A Single Socket Outlet (Gas Cooker) 13A 單位電插座(煤氣爐) | 2 | 2 | 2 | 2 | 2 | 2 | 2 | 2 | 2 | 2 | 2 | 2 | 2 | 2 | 2 | 2 | 2 | 2 | 2 | 2 | 2 | 2 | 2 | 2 | 2 | 2 | 2 | 2 | | |
| | | Fused Spur Unit (Cabinet Light) 接線蘇(櫃燈) | 1 | 1 | 1 | 1 | 1 | 1 | 1 | 1 | 1 | 1 | 1 | 1 | 2 | 2 | 1 | 1 | 1 | 1 | 1 | 1 | 1 | 1 | 1 | 1 | 1 | 1 | 2 | 2 | | |
| | | Fused Spur Unit (Cabinet Automatic Door) 接線蘇(櫃自動門) | 1 | 1 | 1 | 1 | 1 | 1 | 1 | 1 | 1 | 1 | 1 | 1 | 2 | 2 | 1 | 1 | 1 | 1 | 1 | 1 | 1 | 1 | 1 | 1 | 1 | 1 | 2 | 2 | | |
| | | Fused Spur Unit (Ventilation Fan) 接線蘇(抽氣扇) | 1 | 1 | 1 | 1 | 1 | 1 | 1 | 1 | 1 | 1 | 1 | 1 | 1 | 1 | 1 | 1 | 1 | 1 | 1 | 1 | 1 | 1 | 1 | 1 | 1 | 1 | 1 | 1 | | |
| | | Fused Spur Unit (Door Bell) 接線蘇(門鐘) | 1 | 1 | 1 | 1 | 1 | 1 | 1 | 1 | 1 | 1 | 1 | 1 | 1 | 1 | 1 | 1 | 1 | 1 | 1 | 1 | 1 | 1 | 1 | 1 | 1 | 1 | 1 | 1 | | |
| | | Fused Spur Unit (Gas Water Heater) 接線蘇(煤氣熱水爐) | 1 | 1 | 1 | 1 | 1 | 1 | 1 | 1 | 1 | 1 | 1 | 1 | 1 | 1 | - | - | 1 | 1 | - | 1 | 1 | 1 | - | 1 | 1 | 1 | 1 | 1 | | |
| | | Fused Spur Unit (Air Conditioner) 接線蘇(冷氣機) | 1 | 1 | 1 | 1 | 1 | 1 | 1 | 1 | 1 | 1 | 1 | 1 | 1 | 1 | 1 | 1 | 1 | 1 | 1 | 1 | 1 | 1 | 1 | 1 | 1 | 1 | 1 | 1 | | |
| | | Connection Unit (Oven) 接線蘇(焗爐) | 1 | 1 | 1 | 1 | 1 | 1 | 1 | 1 | 1 | 1 | 1 | 1 | 1 | 1 | 1 | 1 | 1 | 1 | 1 | 1 | 1 | 1 | 1 | 1 | 1 | 1 | 1 | 1 | | |
| | | Connection Unit (Induction Type Hob) 接線蘇(電磁爐) | 1 | 1 | - | - | 1 | 1 | - | - | 1 | 1 | - | - | 1 | 1 | - | 1 | - | 1 | - | 1 | - | 1 | - | 1 | - | 1 | 1 | 1 | | |
| | | Double Pole Switch (Oven) 開關掣(焗爐) | 1 | 1 | 1 | 1 | 1 | 1 | 1 | 1 | 1 | 1 | 1 | 1 | 1 | 1 | 1 | 1 | 1 | 1 | 1 | 1 | 1 | 1 | 1 | 1 | 1 | 1 | 1 | 1 | | |
| | | Double Pole Switch (Induction Type Hob) 開關掣(電磁爐) | 1 | 1 | - | - | 1 | 1 | - | - | 1 | 1 | - | - | 1 | 1 | - | 1 | - | 1 | - | 1 | - | 1 | - | 1 | - | 1 | 1 | 1 | | |
| | | Double Pole Switch (Ventilation Fan) 開關掣(抽氣扇) | 1 | 1 | 1 | 1 | 1 | 1 | 1 | 1 | 1 | 1 | 1 | 1 | 1 | 1 | 1 | 1 | 1 | 1 | 1 | 1 | 1 | 1 | 1 | 1 | 1 | 1 | 1 | 1 | | |

Notes:

- “1, 2,” as shown in the above table denotes the quantity of such provision(s) provided in the residential unit.
- The symbol “-” as shown in the above table denotes “not provided” or “not applicable”.
- The quantity of the lighting switch(es) shown in the schedule denotes the quantity of switch faceplates(s).

備註:

- 上表 “1, 2,” 代表此設備於該住宅單位內提供的裝置數量。
- 上表 “-” 代表不提供或不適用。
- 說明表所顯示的燈掣數量是表示燈掣面板的數量。

FITTINGS, FINISHES AND APPLIANCES
裝置、裝修物料及設備

Schedule of Mechanical & Electrical Provisions of Residential Units
住宅單位機電裝置數量說明表

| Location 位置 | Description 描述 | | Tower 7 第7座 | | | | | | | | | | | | Tower 8 第8座 | | | | | | | | | | | | | | | | | |
|-------------------------|--|--|--------------------------|---|----|---|----------------------|---|----|---|-----------|---|----|---|----------------|---|----|----|-----------|----|---|----|----------------------|----|---|----|-----------|----|---|----|-----------|----|
| | | | G/F 地下 | | | | 1/F - 2/F 1樓 - 2樓 | | | | 3/F 3樓 | | | | 5/F 5樓 | | | | G/F 地下 | | | | 1/F - 2/F 1樓 - 2樓 | | | | 3/F 3樓 | | | | 5/F 5樓 | |
| | Exposed Type 外露型 | | Non-Exposed Type 非外露型 | | A | B | C | D | A | B | C | D | A | B | C | D | A | B | A | B | C | D | A | B | C | D | A | B | C | D | A | B |
| Open kitchen 開放式廚房 | Double Pole Switch (Electric Water Heater) 開關掣(電熱水爐) | | | | 1 | - | - | 1 | 1 | - | - | 1 | 1 | - | - | 1 | 1 | 1 | - | 1 | - | 1 | - | 1 | - | 1 | - | 1 | - | 1 | 1 | 1 |
| | Isolating Switch (Electric Water Heater) 開關掣(電熱水爐) | | | | 1 | - | - | 1 | 1 | - | - | 1 | 1 | - | - | 1 | 1 | 1 | 1 | 1 | - | 1 | - | 1 | - | 1 | - | 1 | - | 1 | 1 | 1 |
| | Air Conditioner Thermostat 冷氣機溫度調節器 | | | | 1 | 1 | 1 | 1 | 1 | 1 | 1 | 1 | 1 | 1 | 1 | 1 | 1 | 1 | - | 1 | 1 | 1 | - | 1 | 1 | 1 | - | 1 | 1 | 1 | - | 1 |
| | Gas Water Heater Temperature Switch 煤氣熱水爐溫度掣 | | | | - | - | - | - | - | 1 | 1 | - | - | 1 | 1 | - | - | - | - | - | 1 | - | - | 1 | 1 | - | - | 1 | 1 | - | - | - |
| | Door Bell 門鐘 | | | | 1 | 1 | 1 | 1 | 1 | 1 | 1 | 1 | 1 | 1 | 1 | 1 | 1 | 1 | 1 | 1 | 1 | 1 | 1 | 1 | 1 | 1 | 1 | 1 | 1 | 1 | 1 | 1 |
| | Washing Machine Connection Point (Water Inlet & Outlet) 洗衣機接駁點(來水及去水) | | | | 1 | 1 | 1 | - | 1 | 1 | - | - | 1 | 1 | - | - | - | - | - | - | - | - | - | - | - | - | - | - | - | - | - | - |
| | Dishwasher Connection Point (Water Inlet & Outlet) 洗碗碟機接駁點(來水及去水) | | | | 1 | 1 | 1 | - | 1 | 1 | 1 | - | 1 | 1 | 1 | - | 1 | 1 | 1 | 1 | 1 | 1 | 1 | 1 | 1 | 1 | 1 | 1 | 1 | 1 | 1 | 1 |
| | Lighting Point 燈位 | | | | 11 | 8 | 5 | 3 | 11 | 8 | 5 | 3 | 11 | 8 | 5 | 3 | 12 | 13 | 7 | 11 | 8 | 13 | 7 | 11 | 8 | 13 | 7 | 11 | 8 | 13 | 17 | 10 |
| | Lighting Switch 燈掣 | | | | 1 | 1 | 1 | 1 | 1 | 1 | 1 | 1 | 1 | 1 | 1 | 1 | 1 | 2 | - | 2 | 2 | 2 | - | 2 | 2 | 2 | - | 2 | 2 | 2 | 4 | 2 |
| Sprinkler Head 消防花灑頭 | | | | 2 | 2 | 2 | 1 | 2 | 2 | 2 | 1 | 2 | 2 | 2 | 1 | 2 | 4 | 2 | 2 | 2 | 2 | 2 | 2 | 2 | 2 | 2 | 2 | 2 | 2 | 3 | 2 | |

Notes:

- "1, 2," as shown in the above table denotes the quantity of such provision(s) provided in the residential unit.
- The symbol "-" as shown in the above table denotes "not provided" or "not applicable".
- The quantity of the lighting switch(es) shown in the schedule denotes the quantity of switch faceplates(s).

備註:

- 上表 "1, 2," 代表此設備於該住宅單位內提供的裝置數量。
- 上表 "-" 代表不提供或不適用。
- 說明表所顯示的燈掣數量是表示燈掣面板的數量。

Schedule of Mechanical & Electrical Provisions of Residential Units
住宅單位機電裝置數量說明表

| Location 位置 | Description 描述 | | Tower 7 第7座 | | | | | | | | | | | | Tower 8 第8座 | | | | | | | | | | | | | | | | | |
|--|---|---|--------------------------|---|---|---|----------------------|---|---|---|-----------|---|---|---|----------------|---|---|---|-----------|---|---|---|----------------------|---|---|---|-----------|---|---|---|-----------|---|
| | | | G/F 地下 | | | | 1/F - 2/F 1樓 - 2樓 | | | | 3/F 3樓 | | | | 5/F 5樓 | | | | G/F 地下 | | | | 1/F - 2/F 1樓 - 2樓 | | | | 3/F 3樓 | | | | 5/F 5樓 | |
| | Exposed Type 外露型 | | Non-Exposed Type 非外露型 | | A | B | C | D | A | B | C | D | A | B | C | D | A | B | C | D | A | B | C | D | A | B | C | D | A | B | C | D |
| Utility room / Area outside utility room 工作間 / 工作間對出 之空間 | 13A Single Socket Outlet 13A 單位電插座 | | 1 | 1 | 1 | 1 | 1 | 1 | 1 | 1 | 1 | 1 | 1 | 1 | 1 | 1 | 1 | 1 | 1 | 1 | 1 | 1 | 1 | 1 | 1 | 1 | 1 | 1 | 1 | 1 | 1 | |
| | 13A Single Socket Outlet 13A 單位電插座 | | 2 | 2 | 2 | 2 | 2 | 2 | 2 | 2 | 2 | 2 | 2 | 2 | 2 | 2 | 2 | 2 | 2 | 2 | 2 | 2 | 2 | 2 | 2 | 2 | 2 | 2 | 2 | 2 | 2 | 2 |
| | 13A Twin Socket Outlet 13A 雙位電插座 | | 1 | 1 | 1 | 1 | 1 | 1 | 1 | 1 | 1 | 1 | 1 | 1 | 1 | 1 | 1 | 1 | 1 | 1 | 1 | 1 | 1 | 1 | 1 | 1 | 1 | 1 | 1 | 1 | 1 | |
| | 13A Single Socket Outlet (Washer Dryer) 13A 單位電插座(洗衣乾衣機) | | - | - | - | 1 | - | - | - | 1 | - | - | - | 1 | - | - | 1 | 1 | 1 | - | 1 | 1 | 1 | - | 1 | 1 | 1 | - | - | - | - | |
| | 13A Single Socket Outlet (Washer) 13A 單位電插座(洗衣機) | | - | - | - | - | - | - | - | - | - | - | - | - | 1 | 1 | - | - | - | - | - | - | - | - | - | - | - | - | 1 | 1 | - | - |
| | 13A Single Socket Outlet (Dryer) 13A 單位電插座(乾衣機) | | - | - | - | - | - | - | - | - | - | - | - | - | 1 | 1 | - | - | - | - | - | - | - | - | - | - | - | - | 1 | 1 | - | - |
| | Fused Spur Unit (Air Conditioner) 接線蘇(冷氣機) | | 1 | 1 | 1 | 1 | 1 | 1 | 1 | 1 | 1 | 1 | 1 | 1 | 1 | 1 | 1 | 1 | 1 | 1 | 1 | 1 | 1 | 1 | 1 | 1 | 1 | 1 | 1 | 1 | 1 | 1 |
| | Fused Spur Unit (Air Conditioner Centralize Remote Controller) 接線蘇(冷氣機中央控制面板) | | 1 | 1 | 1 | 1 | 1 | 1 | 1 | 1 | 1 | 1 | 1 | 1 | 1 | 1 | 1 | 1 | 1 | 1 | 1 | 1 | 1 | 1 | 1 | 1 | 1 | 1 | 1 | 1 | 1 | 1 |
| | Data point 網路位 | | 1 | 1 | 1 | 1 | 1 | 1 | 1 | 1 | 1 | 1 | 1 | 1 | 1 | 1 | 1 | 1 | 1 | 1 | 1 | 1 | 1 | 1 | 1 | 1 | 1 | 1 | 1 | 1 | 1 | 1 |
| | Air Conditioner Centralize Remote Controller 冷氣機中央控制面板 | | 1 | 1 | 1 | 1 | 1 | 1 | 1 | 1 | 1 | 1 | 1 | 1 | 1 | 1 | 1 | 1 | 1 | 1 | 1 | 1 | 1 | 1 | 1 | 1 | 1 | 1 | 1 | 1 | 1 | 1 |
| | Double Pole Switch (Ventilation Fan) 開關掣(抽氣扇) | | 1 | 1 | 1 | 1 | 1 | 1 | 1 | 1 | 1 | 1 | 1 | 1 | 1 | 1 | 1 | 1 | 1 | 1 | 1 | 1 | 1 | 1 | 1 | 1 | 1 | 1 | 1 | 1 | 1 | 1 |
| | Double Pole Switch (Electric Water Heater) 開關掣(電熱水爐) | | 1 | 1 | 1 | 1 | 1 | - | - | 1 | 1 | - | - | 1 | 1 | - | 1 | 1 | - | 1 | 1 | - | - | 1 | 1 | - | - | 1 | 1 | 1 | 1 | 1 |
| | Air Conditioner Thermostat 冷氣機溫度調節器 | | 1 | 1 | 1 | - | 1 | 1 | 1 | 1 | 1 | 1 | 1 | 1 | 1 | 1 | 1 | 1 | 1 | 1 | 1 | 1 | 1 | 1 | 1 | 1 | 1 | 1 | 1 | 1 | 1 | 1 |
| | Washing Machine Connection Point (Water Inlet & Outlet) 洗衣機接駁點(來水及去水) | | - | - | - | 1 | - | - | 1 | 1 | - | - | 1 | 1 | 1 | 1 | 1 | 1 | 1 | 1 | 1 | 1 | 1 | 1 | 1 | 1 | 1 | 1 | 1 | 1 | 1 | 1 |
| | Gas Water Heater Temperature Switch 煤氣熱水爐溫度掣 | | - | - | - | - | - | - | - | - | - | - | - | - | - | - | - | - | 1 | - | - | 1 | 1 | - | - | 1 | 1 | - | - | - | - | |
| | Lighting Point 燈位 | | 3 | 1 | 3 | 4 | 3 | 1 | 3 | 3 | 3 | 1 | 3 | 3 | 9 | 2 | 3 | 3 | 3 | 3 | 3 | 3 | 3 | 3 | 3 | 3 | 3 | 3 | 3 | 2 | 2 | 2 |
| | Lighting Switch 燈掣 | | 3 | 2 | 2 | 3 | 3 | 2 | 3 | 3 | 3 | 2 | 3 | 3 | 5 | 2 | 3 | 3 | 3 | 3 | 3 | 3 | 3 | 3 | 3 | 3 | 3 | 3 | 3 | 3 | 3 | 3 |
| | Lighting Switch 燈掣 | | 1 | 1 | 1 | 1 | 1 | 1 | 1 | 1 | 1 | 1 | 1 | 1 | 1 | - | 1 | 1 | 1 | 1 | 1 | 1 | 1 | 1 | 1 | 1 | 1 | 1 | 1 | 1 | 1 | 1 |
| Distribution Board 配電箱 | | 1 | 1 | 1 | 1 | 1 | 1 | 1 | 1 | 1 | 1 | 1 | 1 | 1 | 1 | 1 | 1 | 1 | 1 | 1 | 1 | 1 | 1 | 1 | 1 | 1 | 1 | 1 | 1 | 1 | 1 | |

Notes:
1. "1, 2," as shown in the above table denotes the quantity of such provision(s) provided in the residential unit.
2. The symbol "-" as shown in the above table denotes "not provided" or "not applicable".
3. The quantity of the lighting switch(es) shown in the schedule denotes the quantity of switch faceplates(s).

備註：
1. 上表 "1, 2," 代表此設備於該住宅單位內提供的裝置數量。
2. 上表 "-" 代表不提供或不適用。
3. 說明表所顯示的燈掣數量是表示燈掣面板的數量。

FITTINGS, FINISHES AND APPLIANCES
裝置、裝修物料及設備

Schedule of Mechanical & Electrical Provisions of Residential Units
住宅單位機電裝置數量說明表

| Location 位置 | Description 描述 | | Tower 7 第7座 | | | | | | | | | | | | Tower 8 第8座 | | | | | | | | | | | | | | | | | |
|---|--|---|--------------------------|---|---|---|----------------------|---|---|---|-----------|---|---|---|----------------|---|---|---|-----------|---|---|---|----------------------|---|---|---|-----------|---|---|---|-----------|---|
| | | | G/F 地下 | | | | 1/F - 2/F 1樓 - 2樓 | | | | 3/F 3樓 | | | | 5/F 5樓 | | | | G/F 地下 | | | | 1/F - 2/F 1樓 - 2樓 | | | | 3/F 3樓 | | | | 5/F 5樓 | |
| | Exposed Type 外露型 | | Non-Exposed Type 非外露型 | | A | B | C | D | A | B | C | D | A | B | C | D | A | B | A | B | C | D | A | B | C | D | A | B | C | D | A | B |
| Master bedroom (including dressing room if applicable) 主人睡房(包括衣帽 間如適用) | 13A Single Socket Outlet 13A 單位電插座 | | 3 | 3 | 3 | 3 | 3 | 3 | 3 | 3 | 3 | 3 | 3 | 3 | 3 | 3 | 3 | 3 | 3 | 3 | 3 | 3 | 3 | 3 | 3 | 3 | 3 | 3 | 3 | 3 | 2 | 2 |
| | 13A Twin Socket Outlet 13A 雙位電插座 | | 1 | 1 | 1 | 1 | 1 | 1 | 1 | 1 | 1 | 1 | 1 | 1 | 1 | 2 | 1 | 1 | 1 | 1 | 1 | 1 | 1 | 1 | 1 | 1 | 1 | 1 | 1 | 1 | 3 | 3 |
| | TV / FM Outlet 電視 / 電台天線插座 | | 1 | 1 | 1 | 1 | 1 | 1 | 1 | 1 | 1 | 1 | 1 | 1 | 1 | 1 | 1 | 1 | 1 | 1 | 1 | 1 | 1 | 1 | 1 | 1 | 1 | 1 | 1 | 1 | 1 | 1 |
| | Data Point 網路位 | | 1 | 1 | 1 | 1 | 1 | 1 | 1 | 1 | 1 | 1 | 1 | 1 | 1 | 1 | 1 | 1 | 1 | 1 | 1 | 1 | 1 | 1 | 1 | 1 | 1 | 1 | 1 | 1 | 1 | 1 |
| | Fused Spur Unit (Air Conditioner) 接線蘇(冷氣機) | | 1 | 1 | 1 | 1 | 1 | 1 | 1 | 1 | 1 | 1 | 1 | 1 | 2 | 2 | 1 | 1 | 1 | 1 | 1 | 1 | 1 | 1 | 1 | 1 | 1 | 1 | 1 | 1 | 2 | 2 |
| | Fused Spur Unit (Air Conditioner) 接線蘇(冷氣機) | | - | - | - | - | - | - | - | - | - | - | - | - | 1 | - | - | - | - | - | - | - | - | - | - | - | - | - | - | - | 1 | 1 |
| | Air Conditioner Thermostat 冷氣機溫度調節器 | | 1 | - | - | - | 1 | - | - | - | 1 | - | 1 | 1 | - | - | - | - | - | - | - | - | - | - | - | - | - | 1 | 1 | 1 | 1 | 1 |
| | Double Pole Switch (Electric Water Heater) 開關掣(電熱水爐) | | 1 | 1 | - | - | 1 | 1 | - | 1 | 1 | 1 | - | 1 | 1 | - | 1 | - | - | - | - | 1 | - | - | - | 1 | - | 1 | - | - | - | - |
| | Double Pole Switch (Ventilation Fan) 開關掣(抽氣扇) | | 1 | 1 | 1 | 1 | 1 | 1 | 1 | 1 | 1 | 1 | 1 | 1 | 1 | 1 | 1 | 1 | 1 | 1 | 1 | 1 | 1 | 1 | 1 | 1 | 1 | 1 | 1 | 1 | 1 | 1 |
| | Lighting Point 燈位 | | 5 | 3 | 1 | 3 | 5 | 3 | 1 | 3 | 5 | 3 | 4 | 6 | 5 | 6 | 3 | 2 | 1 | 4 | 3 | 2 | 1 | 4 | 3 | 1 | 3 | 7 | 4 | 3 | | |
| Lighting Switch 燈掣 | | 4 | 4 | 3 | 4 | 4 | 4 | 4 | 4 | 4 | 4 | 4 | 4 | 5 | 5 | 4 | 4 | 4 | 4 | 4 | 4 | 4 | 4 | 4 | 4 | 4 | 4 | 4 | 4 | 4 | 4 | |

Notes:

- "1, 2," as shown in the above table denotes the quantity of such provision(s) provided in the residential unit.
- The symbol "-" as shown in the above table denotes "not provided" or "not applicable".
- The quantity of the lighting switch(es) shown in the schedule denotes the quantity of switch faceplates(s).

備註:

- 上表 "1, 2," 代表此設備於該住宅單位內提供的裝置數量。
- 上表 "-" 代表不提供或不適用。
- 說明表所顯示的燈掣數量是表示燈掣面板的數量。

Schedule of Mechanical & Electrical Provisions of Residential Units
住宅單位機電裝置數量說明表

| Location 位置 | Description 描述 | | Tower 7 第7座 | | | | | | | | | | | | Tower 8 第8座 | | | | | | | | | | | | | | | | | |
|-----------------------|--|---|---|---|---|---|----------------------|---|---|---|-----------|---|---|---|----------------|---|---|---|-----------|---|---|---|----------------------|---|---|---|-----------|---|---|---|-----------|---|
| | | | G/F 地下 | | | | 1/F - 2/F 1樓 - 2樓 | | | | 3/F 3樓 | | | | 5/F 5樓 | | | | G/F 地下 | | | | 1/F - 2/F 1樓 - 2樓 | | | | 3/F 3樓 | | | | 5/F 5樓 | |
| | Exposed Type 外露型 | | Non-Exposed Type 非外露型 | | A | B | C | D | A | B | C | D | A | B | C | D | A | B | A | B | C | D | A | B | C | D | A | B | C | D | A | B |
| Bedroom 1 睡房1 | 13A Single Socket Outlet 13A 單位電插座 | | 2 | 2 | 2 | 2 | 2 | 2 | 2 | 2 | 2 | 2 | 2 | 2 | 2 | 2 | 2 | 2 | 2 | 2 | 2 | 2 | 2 | 2 | 2 | 2 | 2 | 2 | 2 | 2 | 2 | 2 |
| | 13A Twin Socket Outlet 13A 雙位電插座 | | 1 | 1 | 1 | 1 | 1 | 1 | 1 | 1 | 1 | 1 | 1 | 1 | 1 | 2 | 1 | 1 | 1 | 1 | 1 | 1 | 1 | 1 | 1 | 1 | 1 | 1 | 1 | 1 | 2 | 2 |
| | TV / FM Outlet 電視 / 電台天線插座 | | 1 | 1 | 1 | 1 | 1 | 1 | 1 | 1 | 1 | 1 | 1 | 1 | 1 | 1 | 1 | 1 | 1 | 1 | 1 | 1 | 1 | 1 | 1 | 1 | 1 | 1 | 1 | 1 | 1 | 1 |
| | Data Point 網路位 | | 1 | 1 | 1 | 1 | 1 | 1 | 1 | 1 | 1 | 1 | 1 | 1 | 1 | 1 | 1 | 1 | 1 | 1 | 1 | 1 | 1 | 1 | 1 | 1 | 1 | 1 | 1 | 1 | 1 | 1 |
| | Fused Spur Unit (Air Conditioner) 接線蘇(冷氣機) | | 1 | 1 | 1 | 1 | 1 | 1 | 1 | 1 | 1 | 1 | 1 | 1 | 1 | 1 | 1 | 1 | 1 | 1 | 1 | 1 | 1 | 1 | 1 | 1 | 1 | 1 | 1 | 1 | 1 | 1 |
| | | | Fused Spur Unit (Air Conditioner) 接線蘇(冷氣機) | | - | - | - | - | - | - | - | - | - | - | - | - | - | - | - | - | - | - | - | - | - | - | - | - | - | - | - | - |
| | Air Conditioner Thermostat 冷氣機溫度調節器 | | - | - | - | - | - | - | - | - | 1 | - | - | - | - | 1 | - | - | - | - | - | - | - | - | 1 | - | - | - | - | - | | |
| | Double Pole Switch (Electric Water Heater) 開關掣(電熱水爐) | | - | - | - | - | - | - | - | - | - | - | - | - | 1 | 1 | - | - | - | - | - | - | - | - | - | - | - | - | - | - | | |
| | Double Pole Switch (Ventilation Fan) 開關掣(抽氣扇) | | 1 | - | - | - | 1 | - | - | - | 1 | - | - | - | 1 | - | - | - | - | - | - | - | - | - | - | - | - | - | 1 | 1 | | |
| | Lighting Point 燈位 | | 4 | 1 | 1 | 1 | 4 | 1 | 1 | 1 | 7 | 1 | 1 | 3 | 4 | 7 | 1 | 1 | 1 | 1 | 1 | 1 | 1 | 1 | 4 | 1 | 1 | 1 | 5 | 4 | | |
| Lighting Switch 燈掣 | | 3 | 1 | 1 | 1 | 3 | 1 | 1 | 1 | 3 | 1 | 1 | 1 | 2 | 2 | 1 | 1 | 1 | 2 | 1 | 1 | 1 | 2 | 1 | 1 | 1 | 2 | 3 | 3 | | | |

Notes:

- “1, 2,” as shown in the above table denotes the quantity of such provision(s) provided in the residential unit.
- The symbol “-” as shown in the above table denotes “not provided” or “not applicable”.
- The quantity of the lighting switch(es) shown in the schedule denotes the quantity of switch faceplates(s).

備註:

- 上表 “1, 2,” 代表此設備於該住宅單位內提供的裝置數量。
- 上表 “-” 代表不提供或不適用。
- 說明表所顯示的燈掣數量是表示燈掣面板的數量。

FITTINGS, FINISHES AND APPLIANCES
裝置、裝修物料及設備

Schedule of Mechanical & Electrical Provisions of Residential Units
住宅單位機電裝置數量說明表

| Location 位置 | Description 描述 | | Tower 7 第7座 | | | | | | | | | | | | Tower 8 第8座 | | | | | | | | | | | | | | | | | |
|------------------|--|---|--------------------------|--|---|---|----------------------|---|---|---|-----------|---|---|---|----------------|---|---|---|-----------|---|---|---|----------------------|---|---|---|-----------|---|---|---|-----------|---|
| | | | G/F 地下 | | | | 1/F - 2/F 1樓 - 2樓 | | | | 3/F 3樓 | | | | 5/F 5樓 | | | | G/F 地下 | | | | 1/F - 2/F 1樓 - 2樓 | | | | 3/F 3樓 | | | | 5/F 5樓 | |
| | Exposed Type 外露型 | | Non-Exposed Type 非外露型 | | A | B | C | D | A | B | C | D | A | B | C | D | A | B | A | B | C | D | A | B | C | D | A | B | C | D | A | B |
| Bedroom 2 睡房2 | 13A Single Socket Outlet 13A 單位電插座 | | | | 2 | 2 | 2 | 2 | 2 | 2 | 2 | 2 | 2 | 2 | 2 | 2 | 2 | 2 | 2 | 2 | 2 | 2 | 2 | 2 | 2 | 2 | 2 | 2 | 2 | 2 | 2 | 2 |
| | 13A Twin Socket Outlet 13A 雙位電插座 | | | | 1 | 1 | 1 | 1 | 1 | 1 | 1 | 1 | 1 | 1 | 1 | 1 | 1 | 1 | 1 | 1 | 1 | 1 | 1 | 1 | 1 | 1 | 1 | 1 | 1 | 1 | 1 | 1 |
| | TV / FM Outlet 電視 / 電台天線插座 | | | | 1 | 1 | 1 | 1 | 1 | 1 | 1 | 1 | 1 | 1 | 1 | 1 | 1 | 1 | 1 | 1 | 1 | 1 | 1 | 1 | 1 | 1 | 1 | 1 | 1 | 1 | 1 | 1 |
| | Data Point 網路位 | | | | 1 | 1 | 1 | 1 | 1 | 1 | 1 | 1 | 1 | 1 | 1 | 1 | 1 | 1 | 1 | 1 | 1 | 1 | 1 | 1 | 1 | 1 | 1 | 1 | 1 | 1 | 1 | 1 |
| | Fused Spur Unit (Air Conditioner) 接線蘇(冷氣機) | | | | 1 | 1 | 1 | 1 | 1 | 1 | 1 | 1 | 1 | 1 | 1 | 1 | 1 | 1 | - | - | - | - | - | - | - | - | - | - | - | - | 1 | 1 |
| | | Fused Spur Unit (Air Conditioner) 接線蘇(冷氣機) | | | - | - | - | - | - | - | - | - | - | - | - | - | - | - | 1 | 1 | 1 | 1 | 1 | 1 | 1 | 1 | 1 | 1 | 1 | 1 | - | - |
| | Air Conditioner Thermostat 冷氣機溫度調節器 | | | | - | - | - | 1 | - | - | - | 1 | 1 | 1 | 1 | 1 | - | - | 1 | 1 | 1 | 1 | 1 | 1 | 1 | 1 | 1 | 1 | 1 | 1 | - | - |
| | Double Pole Switch (Electric Water Heater) 開關掣(電熱水爐) | | | | - | - | - | - | - | - | - | - | - | - | - | - | - | - | - | - | - | - | - | - | - | - | - | - | - | - | - | - |
| | Double Pole Switch (Ventilation Fan) 開關掣(抽氣扇) | | | | - | - | - | - | - | - | - | - | - | - | - | - | - | - | - | - | - | - | - | - | - | - | - | - | - | - | - | - |
| | Lighting Point 燈位 | | | | 2 | 1 | 1 | 6 | 2 | 1 | 1 | 8 | 5 | 4 | 4 | 8 | 1 | 1 | 4 | 4 | 4 | 4 | 4 | 4 | 4 | 4 | 4 | 4 | 4 | 4 | 1 | 1 |
| | Lighting Switch 燈掣 | | | | 2 | 1 | 1 | 1 | 2 | 1 | 1 | 1 | 2 | 1 | 1 | 1 | 1 | 1 | 1 | 1 | 1 | 1 | 1 | 1 | 1 | 1 | 1 | 1 | 1 | 1 | 1 | 1 |

Notes:

- “1, 2,” as shown in the above table denotes the quantity of such provision(s) provided in the residential unit.
- The symbol “-” as shown in the above table denotes “not provided” or “not applicable”.
- The quantity of the lighting switch(es) shown in the schedule denotes the quantity of switch faceplates(s).

備註:

- 上表 “1, 2,” 代表此設備於該住宅單位內提供的裝置數量。
- 上表 “-” 代表不提供或不適用。
- 說明表所顯示的燈掣數量是表示燈掣面板的數量。

Schedule of Mechanical & Electrical Provisions of Residential Units
住宅單位機電裝置數量說明表

| Location 位置 | Description 描述 | | Tower 7 第7座 | | | | | | | | | | | | Tower 8 第8座 | | | | | | | | | | | | | | | | | |
|------------------|--|---|--------------------------|---|---|---|----------------------|---|---|---|-----------|---|---|---|----------------|---|---|---|-----------|---|---|---|----------------------|---|---|---|-----------|---|---|---|-----------|---|
| | | | G/F 地下 | | | | 1/F - 2/F 1樓 - 2樓 | | | | 3/F 3樓 | | | | 5/F 5樓 | | | | G/F 地下 | | | | 1/F - 2/F 1樓 - 2樓 | | | | 3/F 3樓 | | | | 5/F 5樓 | |
| | Exposed Type 外露型 | | Non-Exposed Type 非外露型 | | A | B | C | D | A | B | C | D | A | B | C | D | A | B | A | B | C | D | A | B | C | D | A | B | C | D | A | B |
| Bedroom 3 睡房3 | 13A Single Socket Outlet 13A 單位電插座 | | 2 | - | - | - | 2 | - | - | - | 2 | - | - | - | 2 | 2 | - | - | - | 2 | - | - | - | 2 | - | - | - | 2 | 2 | 2 | | |
| | 13A Twin Socket Outlet 13A 雙位電插座 | | 1 | - | - | - | 1 | - | - | - | 1 | - | - | - | 1 | 1 | - | - | - | 1 | - | - | - | 1 | - | - | - | 1 | 1 | 1 | | |
| | TV / FM Outlet 電視 / 電台天線插座 | | 1 | - | - | - | 1 | - | - | - | 1 | - | - | - | 1 | 1 | - | - | - | 1 | - | - | - | 1 | - | - | - | 1 | 1 | 1 | | |
| | Data Point 網路位 | | 1 | - | - | - | 1 | - | - | - | 1 | - | - | - | 1 | 1 | - | - | - | 1 | - | - | - | 1 | - | - | - | 1 | 1 | 1 | | |
| | Fused Spur Unit (Air Conditioner) 接線蘇(冷氣機) | | 1 | - | - | - | 1 | - | - | - | 1 | - | - | - | 1 | 1 | - | - | - | 1 | - | - | - | 1 | - | - | - | 1 | 1 | 1 | | |
| | | Fused Spur Unit (Air Conditioner) 接線蘇(冷氣機) | - | - | - | - | - | - | - | - | - | - | - | - | - | - | - | - | - | - | - | - | - | - | - | - | - | - | - | - | | |
| | Air Conditioner Thermostat 冷氣機溫度調節器 | | - | - | - | - | - | - | - | - | 1 | - | - | - | - | - | - | - | - | - | - | - | - | - | - | - | - | - | - | - | | |
| | Double Pole Switch (Electric Water Heater) 開關掣(電熱水爐) | | - | - | - | - | - | - | - | - | - | - | - | - | - | - | - | - | - | - | - | - | - | - | - | - | - | - | - | - | | |
| | Double Pole Switch (Ventilation Fan) 開關掣(抽氣扇) | | - | - | - | - | - | - | - | - | - | - | - | - | - | - | - | - | - | - | - | - | - | - | - | - | - | - | - | - | | |
| | Lighting Point 燈位 | | 1 | - | - | - | 1 | - | - | - | 4 | - | - | - | 1 | 1 | - | - | - | 1 | - | - | - | 1 | - | - | - | 1 | 1 | 1 | | |
| | Lighting Switch 燈掣 | | 2 | - | - | - | 2 | - | - | - | 2 | - | - | - | 1 | 1 | - | - | - | 1 | - | - | - | 1 | - | - | - | 1 | 1 | 1 | | |

Notes:

- “1, 2,” as shown in the above table denotes the quantity of such provision(s) provided in the residential unit.
- The symbol “-” as shown in the above table denotes “not provided” or “not applicable”.
- The quantity of the lighting switch(es) shown in the schedule denotes the quantity of switch faceplates(s).

備註:

- 上表 “1, 2,” 代表此設備於該住宅單位內提供的裝置數量。
- 上表 “-” 代表不提供或不適用。
- 說明表所顯示的燈掣數量是表示燈掣面板的數量。

FITTINGS, FINISHES AND APPLIANCES
裝置、裝修物料及設備

Schedule of Mechanical & Electrical Provisions of Residential Units
住宅單位機電裝置數量說明表

| Location 位置 | Description 描述 | | Tower 7 第7座 | | | | | | | | | | | | Tower 8 第8座 | | | | | | | | | | | | | | | | | |
|-------------------------|----------------------|--|----------------|---|---|---|----------------------|---|---|---|-----------|---|---|----|----------------|---|----|----|-----------|---|----|----|----------------------|---|----|----|-----------|----|---|---|-----------|--|
| | | | G/F 地下 | | | | 1/F - 2/F 1樓 - 2樓 | | | | 3/F 3樓 | | | | 5/F 5樓 | | | | G/F 地下 | | | | 1/F - 2/F 1樓 - 2樓 | | | | 3/F 3樓 | | | | 5/F 5樓 | |
| | Exposed Type 外露型 | Non-Exposed Type 非外露型 | A | B | C | D | A | B | C | D | A | B | C | D | A | B | A | B | C | D | A | B | C | D | A | B | C | D | A | B | | |
| Master bathroom 主人浴室 | | 13A Single Socket Outlet (With USB Port) 13A 單位電插座(附有USB接口) | 2 | 2 | 2 | 2 | 2 | 2 | 2 | 2 | 2 | 2 | 2 | 2 | 2 | 2 | 2 | 2 | 2 | 2 | 1 | 2 | 2 | 2 | 2 | 2 | 2 | 2 | 2 | 2 | | |
| | | Fused Spur Unit (Cabinet Light) 接線蘇(櫃燈) | 1 | 1 | 1 | 1 | 1 | 1 | 1 | 1 | 1 | 1 | 1 | 1 | 1 | 1 | 1 | 1 | 1 | 1 | 1 | 1 | 1 | 1 | 1 | 1 | 1 | 1 | 1 | 1 | | |
| | | Fused Spur Unit (Ventilation Fan) 接線蘇(抽氣扇) | 1 | 1 | 1 | 1 | 1 | 1 | 1 | 1 | 1 | 1 | 1 | 1 | 1 | 1 | 1 | 1 | 1 | 1 | 1 | 1 | 1 | 1 | 1 | 1 | 1 | 1 | 1 | 1 | | |
| | | Fused Spur Unit (Gas Water Heater) 接線蘇(煤氣熱水爐) | - | 1 | 1 | - | - | 1 | 1 | - | - | 1 | - | - | - | 1 | - | 1 | 1 | 1 | - | 1 | 1 | 1 | - | 1 | 1 | 1 | 1 | 1 | | |
| | | Fused Spur Unit (Air Conditioner) 接線蘇(冷氣機) | - | - | - | - | - | - | - | - | - | - | - | - | 1 | 1 | - | - | - | - | - | - | - | - | - | - | - | - | 1 | 1 | | |
| | | Fused Spur Unit (Towel Warmer) 接線蘇(發熱毛巾架) | 1 | - | - | - | 1 | - | - | - | 1 | - | - | - | 1 | 1 | - | 1 | - | 1 | - | 1 | - | 1 | - | 1 | - | 1 | 1 | 1 | | |
| | | Double Pole Switch (Thermo Ventilator) 開關掣(浴室寶) | 1 | 1 | 1 | 1 | 1 | 1 | 1 | 1 | 1 | 1 | 1 | 1 | 1 | 1 | 1 | 1 | 1 | 1 | 1 | 1 | 1 | 1 | 1 | 1 | 1 | 1 | 1 | 1 | | |
| | | Isolating Switch (Electric Water Heater) 開關掣(電熱水爐) | 1 | - | - | 1 | 1 | - | - | 1 | 1 | - | - | 1 | 1 | - | - | - | - | - | - | - | - | - | 1 | - | 1 | - | - | - | | |
| | | Air Conditioner Thermostat 冷氣機溫度調節器 | - | - | - | - | - | - | - | - | - | - | - | - | 1 | 1 | - | - | - | - | - | - | - | - | - | - | - | - | 1 | 1 | | |
| | | Gas Water Heater Temperature Switch 煤氣熱水爐溫度掣 | - | 1 | 1 | - | - | 1 | 1 | - | - | 1 | - | - | - | 1 | - | 1 | 1 | 1 | - | 1 | 1 | 1 | - | 1 | - | 1 | 1 | 1 | | |
| | Lighting Point 燈位 | 7 | 7 | 6 | 6 | 7 | 7 | 6 | 6 | 7 | 7 | 6 | 6 | 13 | 11 | 7 | 14 | 13 | 14 | 7 | 14 | 13 | 14 | 7 | 14 | 13 | 14 | 12 | 7 | | | |
| Bathroom 1 浴室1 | | 13A Single Socket Outlet (With USB Port) 13A 單位電插座(附有USB接口) | 1 | 1 | 1 | 1 | 1 | 1 | 1 | 1 | 1 | 1 | 1 | 1 | 1 | 1 | 1 | 1 | 1 | 1 | 1 | 1 | 1 | 1 | 1 | 1 | 1 | 1 | 1 | 1 | | |
| | | Fused Spur Unit (Cabinet Light) 接線蘇(櫃燈) | 1 | 1 | 1 | 1 | 1 | 1 | 1 | 1 | 1 | 1 | 1 | 1 | 1 | 1 | 1 | 1 | 1 | 1 | 1 | 1 | 1 | 1 | 1 | 1 | 1 | 1 | 1 | 1 | | |
| | | Fused Spur Unit (Ventilation Fan) 接線蘇(抽氣扇) | 1 | 1 | 1 | 1 | 1 | 1 | 1 | 1 | 1 | 1 | 1 | 1 | 1 | 1 | 1 | 1 | 1 | 1 | 1 | 1 | 1 | 1 | 1 | 1 | 1 | 1 | 1 | 1 | | |
| | | Isolating Switch (Electric Water Heater) 開關掣(電熱水爐) | 1 | 1 | 1 | 1 | 1 | 1 | 1 | 1 | 1 | 1 | 1 | 1 | 1 | - | 1 | 1 | 1 | - | 1 | 1 | 1 | - | 1 | 1 | 1 | - | - | - | | |
| | | Double Pole Switch (Thermo Ventilator) 開關掣(浴室寶) | 1 | 1 | 1 | 1 | 1 | 1 | 1 | 1 | 1 | 1 | 1 | 1 | 1 | 1 | 1 | 1 | 1 | 1 | 1 | 1 | 1 | 1 | 1 | 1 | 1 | 1 | 1 | 1 | | |
| | | Gas Water Heater Temperature Switch 煤氣熱水爐溫度掣 | - | - | - | - | - | - | - | - | - | - | - | - | - | 1 | - | - | - | 1 | - | - | - | 1 | - | - | - | 1 | 1 | 1 | | |
| | Lighting Point 燈位 | 4 | 4 | 4 | 4 | 4 | 4 | 4 | 4 | 4 | 4 | 4 | 4 | 4 | 4 | 7 | 7 | 7 | 7 | 7 | 7 | 7 | 7 | 7 | 7 | 7 | 7 | 7 | 7 | | | |

Notes:

- “1, 2,” as shown in the above table denotes the quantity of such provision(s) provided in the residential unit.
- The symbol “-” as shown in the above table denotes “not provided” or “not applicable”.
- The quantity of the lighting switch(es) shown in the schedule denotes the quantity of switch faceplates(s).

備註:

- 上表 “1, 2,” 代表此設備於該住宅單位內提供的裝置數量。
- 上表 “-” 代表不提供或不適用。
- 說明表所顯示的燈掣數量是表示燈掣面板的數量。

Schedule of Mechanical & Electrical Provisions of Residential Units
住宅單位機電裝置數量說明表

| Location 位置 | Description 描述 | | Tower 7 第7座 | | | | | | | | | | | | Tower 8 第8座 | | | | | | | | | | | | | | | | | |
|--------------------|----------------------|---|----------------|---|---|---|----------------------|---|---|---|-----------|---|---|---|----------------|---|---|---|-----------|---|---|---|----------------------|---|---|---|-----------|---|---|---|-----------|--|
| | | | G/F 地下 | | | | 1/F - 2/F 1樓 - 2樓 | | | | 3/F 3樓 | | | | 5/F 5樓 | | | | G/F 地下 | | | | 1/F - 2/F 1樓 - 2樓 | | | | 3/F 3樓 | | | | 5/F 5樓 | |
| | Exposed Type 外露型 | Non-Exposed Type 非外露型 | A | B | C | D | A | B | C | D | A | B | C | D | A | B | A | B | C | D | A | B | C | D | A | B | C | D | A | B | | |
| Bathroom 2 浴室2 | | 13A Single Socket Outlet (With USB Port) 13A單位電插座(附有USB接口) | 1 | - | - | - | 1 | - | - | - | 1 | - | - | - | 1 | 1 | - | - | - | 1 | - | - | - | 1 | - | - | - | 1 | 1 | 1 | 1 | |
| | | Fused Spur Unit (Cabinet Light) 接線蘇(櫃燈) | 1 | - | - | - | 1 | - | - | - | 1 | - | - | - | 1 | 1 | - | - | - | 1 | - | - | - | 1 | - | - | - | 1 | 1 | 1 | 1 | |
| | | Fused Spur Unit (Ventilation Fan) 接線蘇(抽氣扇) | 1 | - | - | - | 1 | - | - | - | 1 | - | - | - | 1 | 1 | - | - | - | 1 | - | - | - | 1 | - | - | - | 1 | 1 | 1 | 1 | |
| | | Double Pole Switch (Thermo Ventilator) 開關掣(浴室寶) | 1 | - | - | - | 1 | - | - | - | 1 | - | - | - | 1 | 1 | - | - | - | 1 | - | - | - | 1 | - | - | - | 1 | 1 | 1 | 1 | |
| | | Gas Water Heater Temperature Switch 煤氣熱水爐溫度掣 | - | - | - | - | - | - | - | - | - | - | - | - | - | 1 | - | - | - | 1 | - | - | - | 1 | - | - | - | 1 | 1 | 1 | 1 | |
| | Lighting Point 燈位 | 7 | - | - | - | 7 | - | - | - | 7 | - | - | - | 7 | 7 | - | - | - | 7 | - | - | - | 7 | - | - | - | 7 | 7 | 7 | 7 | | |
| Powder room 化妝間 | | Fused Spur Unit (Ventilation Fan) 接線蘇(抽氣扇) | 1 | - | - | - | 1 | - | - | - | 1 | - | - | - | - | 1 | - | - | - | - | - | - | - | - | - | - | - | - | - | - | 1 | |
| | | Isolating Switch (Electric Water Heater) 開關掣(電熱水爐) | 1 | - | - | - | 1 | - | - | - | 1 | - | - | - | - | 1 | - | - | - | - | - | - | - | - | - | - | - | - | - | - | 1 | |
| | | Lighting Point 燈位 | 4 | - | - | - | 4 | - | - | - | 4 | - | - | - | - | 4 | - | - | - | - | - | - | - | - | - | - | - | - | - | - | 3 | |
| Lavatory 洗手間 | | Fused Spur Unit (Ventilation Fan) 接線蘇(抽氣扇) | 1 | 1 | 1 | 1 | 1 | 1 | 1 | 1 | 1 | 1 | 1 | 1 | 1 | 1 | 1 | 1 | 1 | 1 | 1 | 1 | 1 | 1 | 1 | 1 | 1 | 1 | 1 | 1 | 1 | |
| | | Isolating Switch (Electric Water Heater) 開關掣(電熱水爐) | 1 | 1 | 1 | 1 | 1 | - | - | 1 | 1 | - | - | 1 | 1 | 1 | 1 | 1 | - | 1 | 1 | - | - | 1 | 1 | - | - | 1 | 1 | 1 | 1 | |
| | | Gas Water Heater Temperature Switch 煤氣熱水爐溫度掣 | - | - | - | - | - | 1 | 1 | - | - | 1 | 1 | - | - | - | - | - | 1 | - | - | 1 | 1 | - | - | 1 | 1 | - | - | - | - | |
| | | Lighting Point 燈位 | 1 | 1 | 1 | 1 | 1 | 1 | 1 | 1 | 1 | 1 | 1 | 1 | 1 | 1 | 1 | 1 | 1 | 1 | 1 | 1 | 1 | 1 | 1 | 1 | 1 | 1 | 1 | 1 | 1 | |

Notes:

- "1, 2," as shown in the above table denotes the quantity of such provision(s) provided in the residential unit.
- The symbol "-" as shown in the above table denotes "not provided" or "not applicable".
- The quantity of the lighting switch(es) shown in the schedule denotes the quantity of switch faceplates(s).

備註:

- 上表 "1, 2," 代表此設備於該住宅單位內提供的裝置數量。
- 上表 "-" 代表不提供或不適用。
- 說明表所顯示的燈掣數量是表示燈掣面板的數量。

FITTINGS, FINISHES AND APPLIANCES
裝置、裝修物料及設備

Schedule of Mechanical & Electrical Provisions of Residential Units
住宅單位機電裝置數量說明表

| Location 位置 | Description 描述 | | Tower 7 第7座 | | | | | | | | | | | | Tower 8 第8座 | | | | | | | | | | | | | | | | | |
|--------------------------------|--|--|--------------------------|---|---|---|----------------------|---|---|---|-----------|---|---|----|----------------|---|---|---|-----------|---|---|---|----------------------|---|---|---|-----------|---|---|---|-----------|---|
| | | | G/F 地下 | | | | 1/F - 2/F 1樓 - 2樓 | | | | 3/F 3樓 | | | | 5/F 5樓 | | | | G/F 地下 | | | | 1/F - 2/F 1樓 - 2樓 | | | | 3/F 3樓 | | | | 5/F 5樓 | |
| | Exposed Type 外露型 | | Non-Exposed Type 非外露型 | | A | B | C | D | A | B | C | D | A | B | C | D | A | B | A | B | C | D | A | B | C | D | A | B | C | D | A | B |
| Pantry 備餐間 | | 13A Single Socket Outlet 13A 單位電插座 | - | - | - | - | - | - | - | - | - | - | - | - | - | - | - | - | - | - | - | - | - | - | - | - | - | - | - | - | - | - |
| | | 13A Twin Socket Outlet 13A雙位電插座 | - | - | - | - | - | - | - | - | - | - | - | - | 1 | - | - | - | - | - | - | - | - | - | - | - | - | - | - | - | 1 | |
| | | 13A Single Socket Outlet (Wine Cellar) 13A單位電插座(酒櫃) | - | - | - | - | - | - | - | - | - | - | - | - | - | - | - | - | - | - | - | - | - | - | - | - | - | - | - | - | 1 | |
| | | 13A Single Socket Outlet (Refrigerator) 13A單位電插座(雪櫃) | - | - | - | - | - | - | - | - | - | - | - | - | - | - | - | - | - | - | - | - | - | - | - | - | - | - | - | - | - | |
| | | 13A Single Socket Outlet (Steamer) 13A 單位電插座(蒸爐) | - | - | - | - | - | - | - | - | - | - | - | - | - | - | - | - | - | - | - | - | - | - | - | - | - | - | - | - | - | |
| | | Fused Spur Unit (Cabinet Light) 接線蘇(櫃燈) | - | - | - | - | - | - | - | - | - | - | - | - | - | - | - | - | - | - | - | - | - | - | - | - | - | - | - | - | - | |
| | | Fused Spur Unit (Ventilation Fan) 接線蘇(抽氣扇) | - | - | - | - | - | - | - | - | - | - | - | - | 1 | - | - | - | - | - | - | - | - | - | - | - | - | - | - | - | - | |
| | | Fused Spur Unit (Air Conditioner) 接線蘇(冷氣機) | - | - | - | - | - | - | - | - | - | - | - | - | - | - | - | - | - | - | - | - | - | - | - | - | - | - | - | - | 1 | |
| | | Double Pole Switch (Ventilation Fan) 開關掣(抽氣扇) | - | - | - | - | - | - | - | - | - | - | - | - | - | - | - | - | - | - | - | - | - | - | - | - | - | - | - | - | - | |
| | | Double Pole Switch (Electric Water Heater) 開關掣(電熱水爐) | - | - | - | - | - | - | - | - | - | - | - | - | - | - | - | - | - | - | - | - | - | - | - | - | - | - | - | - | 1 | |
| | | Air Conditioner Thermostat 冷氣機溫度調節器 | - | - | - | - | - | - | - | - | - | - | - | - | - | - | - | - | - | - | - | - | - | - | - | - | - | - | - | - | - | |
| | | Video Door Phone 視像對講機 | - | - | - | - | - | - | - | - | - | - | - | - | - | - | - | - | - | - | - | - | - | - | - | - | - | - | - | - | - | |
| | | Lighting Point 燈位 | - | - | - | - | - | - | - | - | - | - | - | - | 9 | - | - | - | - | - | - | - | - | - | - | - | - | - | - | - | 3 | |
| | | Lighting Switch 燈掣 | - | - | - | - | - | - | - | - | - | - | - | - | 2 | - | - | - | - | - | - | - | - | - | - | - | - | - | - | - | - | |
| | Smoke Detector with Sounder Base 煙霧偵測器配置聲響警報基座 | - | - | - | - | - | - | - | - | - | - | - | - | 1 | - | - | - | - | - | - | - | - | - | - | - | - | - | - | - | 1 | | |
| Flat roof (on 5/F) 平台 (於5樓) | | 13A Weatherproof Socket Outlet 13A 防水電插座 | - | - | - | - | - | - | - | - | - | - | - | 1 | 1 | - | - | - | - | - | - | - | - | - | - | - | - | - | 1 | 1 | | |
| | | Lighting Point 燈位 | - | - | - | - | - | - | - | - | - | - | - | 10 | 9 | - | - | - | - | - | - | - | - | - | - | - | - | - | 6 | 7 | | |

Notes:

- "1, 2," as shown in the above table denotes the quantity of such provision(s) provided in the residential unit.
- The symbol "-" as shown in the above table denotes "not provided" or "not applicable".
- The quantity of the lighting switch(es) shown in the schedule denotes the quantity of switch faceplates(s).

備註:

- 上表 "1, 2," 代表此設備於該住宅單位內提供的裝置數量。
- 上表 "-" 代表不提供或不適用。
- 說明表所顯示的燈掣數量是表示燈掣面板的數量。

Schedule of Mechanical & Electrical Provisions of Residential Units
住宅單位機電裝置數量說明表

| Location 位置 | Description 描述 | | Tower 7 第7座 | | | | | | | | | | | | Tower 8 第8座 | | | | | | | | | | | | | | | | | |
|---------------------------------|--|--|--------------------------|---|---|---|----------------------|---|---|---|-----------|---|---|---|----------------|---|-----------|---|---|---|----------------------|---|---|---|-----------|---|---|---|-----------|----|---|---|
| | | | G/F 地下 | | | | 1/F - 2/F 1樓 - 2樓 | | | | 3/F 3樓 | | | | 5/F 5樓 | | G/F 地下 | | | | 1/F - 2/F 1樓 - 2樓 | | | | 3/F 3樓 | | | | 5/F 5樓 | | | |
| | Exposed Type 外露型 | | Non-Exposed Type 非外露型 | | A | B | C | D | A | B | C | D | A | B | C | D | A | B | A | B | C | D | A | B | C | D | A | B | C | D | A | B |
| Flat roof (on roof) 平台 (於天台) | 13A Weatherproof Socket Outlet 13A 防水電插座 | | - | - | - | - | - | - | - | - | - | - | - | - | 3 | 3 | - | - | - | - | - | - | - | - | - | - | - | - | - | - | 3 | 3 |
| | Isolating Switch (Air Conditioner) 開關掣(冷氣機) | | - | - | - | - | - | - | - | - | - | - | - | - | 2 | 2 | - | - | - | - | - | - | - | - | - | - | - | - | - | 2 | 2 | |
| | Lighting Point 燈位 | | - | - | - | - | - | - | - | - | - | - | - | - | 9 | 7 | - | - | - | - | - | - | - | - | - | - | - | - | - | 17 | 8 | |
| | Lighting Switch 燈掣 | | - | - | - | - | - | - | - | - | - | - | - | - | 1 | - | - | - | - | - | - | - | - | - | - | - | - | - | 2 | - | | |
| | Weatherproof Lighting Switch 防水燈掣 | | - | - | - | - | - | - | - | - | - | - | - | - | - | 1 | - | - | - | - | - | - | - | - | - | - | - | - | - | 1 | - | |
| Garden 花園 | 13A Weatherproof Socket Outlet 13A 防水電插座 | | 4 | 2 | 2 | 3 | - | - | - | - | - | - | - | - | - | - | 2 | 2 | 2 | 2 | - | - | - | - | - | - | - | - | - | - | - | |
| | Lighting Point 燈位 | | 4 | 2 | 1 | 2 | - | - | - | - | - | - | - | - | - | - | 2 | 2 | 2 | 2 | - | - | - | - | - | - | - | - | - | - | - | |
| Balcony 露台 | Lighting Point 燈位 | | - | - | - | - | 1 | 1 | 1 | 1 | 2 | 2 | 1 | 2 | - | 2 | - | - | - | - | 1 | 1 | 1 | 1 | 1 | 1 | 1 | 1 | - | 2 | | |
| Utility platform 工作平台 | Lighting Point 燈位 | | - | - | - | - | 1 | 1 | 1 | 1 | 2 | 1 | 2 | 2 | 2 | - | - | - | - | - | 1 | 1 | 1 | - | 1 | 1 | 1 | - | 2 | - | | |

Notes:

- “1, 2,” as shown in the above table denotes the quantity of such provision(s) provided in the residential unit.
- The symbol “-” as shown in the above table denotes “not provided” or “not applicable”.
- The quantity of the lighting switch(es) shown in the schedule denotes the quantity of switch faceplates(s).

備註：

- 上表 “1, 2,” 代表此設備於該住宅單位內提供的裝置數量。
- 上表 “-” 代表不提供或不適用。
- 說明表所顯示的燈掣數量是表示燈掣面板的數量。

FITTINGS, FINISHES AND APPLIANCES
裝置、裝修物料及設備

Schedule of Mechanical & Electrical Provisions of Residential Units
住宅單位機電裝置數量說明表

| Location 位置 | Description 描述 | | Tower 9 第9座 | | | | | | | | | | | | Tower 10 第10座 | | | | | | | | | | | | | | | | | |
|--|---|---|----------------|---|---|---|----------------------|---|---|---|-----------|---|---|---|------------------|----|---|---|-----------|---|---|---|----------------------|---|---|---|-----------|----|--|--|-----------|--|
| | | | G/F 地下 | | | | 1/F - 2/F 1樓 - 2樓 | | | | 3/F 3樓 | | | | 5/F 5樓 | | | | G/F 地下 | | | | 1/F - 2/F 1樓 - 2樓 | | | | 3/F 3樓 | | | | 5/F 5樓 | |
| | Exposed Type 外露型 | Non-Exposed Type 非外露型 | A | B | C | D | A | B | C | D | A | B | C | D | A | B | A | B | C | D | A | B | C | D | C | D | A | B | | | | |
| Living Room / Dining Room / Corridor 客廳 / 飯廳 / 走廊 | 13A Single Socket Outlet 13A 單位電插座 | | - | 1 | - | - | - | - | - | - | - | - | - | - | - | - | - | - | - | - | - | - | - | - | - | - | - | - | | | | |
| | 13A Twin Socket Outlet 13A 雙位電插座 | | 4 | 3 | 4 | 4 | 4 | 4 | 4 | 4 | 4 | 4 | 4 | 4 | 4 | 4 | 4 | 4 | 4 | 4 | 4 | 4 | 4 | 4 | 4 | 4 | 5 | 4 | | | | |
| | TV / FM Outlet 電視 / 電台天線插座 | | 2 | 2 | 2 | 2 | 2 | 2 | 2 | 2 | 2 | 2 | 2 | 2 | 2 | 2 | 2 | 2 | 2 | 2 | 2 | 2 | 2 | 2 | 2 | 2 | 2 | 2 | | | | |
| | Telephone Outlet 電話插座 | | 2 | 2 | 2 | 2 | 2 | 2 | 2 | 2 | 2 | 2 | 2 | 2 | 2 | 2 | 2 | 2 | 2 | 2 | 2 | 2 | 2 | 2 | 2 | 2 | 2 | 2 | | | | |
| | Data Point 網路位 | | 2 | 2 | 2 | 2 | 2 | 2 | 2 | 2 | 2 | 2 | 2 | 2 | 2 | 2 | 2 | 2 | 2 | 2 | 2 | 2 | 2 | 2 | 2 | 2 | 2 | 2 | | | | |
| | Fused Spur Unit (Air Conditioner) 接線蘇(冷氣機) | | 2 | 2 | 2 | 2 | 2 | 2 | 2 | 2 | 2 | 2 | 2 | 4 | 2 | 2 | 2 | 2 | 2 | 2 | 2 | 2 | 2 | 2 | 2 | 2 | - | - | | | | |
| | | Fused Spur Unit (Air Conditioner) 接線蘇(冷氣機) | - | - | - | - | - | - | - | - | - | - | - | - | - | - | - | - | - | - | - | - | - | - | - | - | 3 | 3 | | | | |
| | Double Pole Switch (Ventilation Fan) 開關掣(抽氣扇) | | 1 | 1 | 1 | 1 | 1 | 1 | 1 | 1 | 1 | 1 | 1 | 1 | 2 | 2 | 1 | 1 | 1 | 1 | 1 | 1 | 1 | 1 | 1 | 1 | 2 | 2 | | | | |
| | Double Pole Switch (Electric Water Heater) 開關掣(電熱水爐) | | 1 | 1 | - | 1 | 1 | 1 | - | 1 | 1 | 1 | - | 1 | 1 | 1 | - | 1 | 1 | 1 | - | 1 | 1 | 1 | 1 | 1 | 2 | 1 | | | | |
| | Air Conditioner Thermostat 冷氣機溫度調節器 | | - | - | - | - | - | - | - | - | - | - | - | - | 1 | - | - | - | - | - | - | - | - | - | - | - | 1 | - | | | | |
| | Video Door Phone 視像對講機 | | 1 | 1 | 1 | 1 | 1 | 1 | 1 | 1 | 1 | 1 | 1 | 1 | - | 1 | 1 | 1 | 1 | 1 | 1 | 1 | 1 | 1 | 1 | 1 | 1 | - | | | | |
| | Lighting Point 燈位 | | 2 | 2 | 4 | 2 | 2 | 2 | 4 | 2 | 6 | 2 | 8 | 2 | 17 | 16 | 2 | 4 | 2 | 2 | 2 | 4 | 2 | 2 | 2 | 3 | 16 | 14 | | | | |
| | Lighting Switch 燈掣 | | 4 | 4 | 5 | 4 | 4 | 4 | 4 | 4 | 4 | 4 | 4 | 4 | 6 | 9 | 4 | 4 | 4 | 4 | 4 | 4 | 4 | 4 | 4 | 4 | 6 | 9 | | | | |
| | Smoke Detector with Sounder Base 煙霧偵測器配置聲響警報基座 | | 1 | 1 | 1 | 1 | 1 | 1 | 1 | 1 | 1 | 1 | 1 | 1 | - | 2 | 1 | 1 | 1 | 1 | 1 | 1 | 1 | 1 | 1 | 1 | 2 | - | | | | |

Notes:

- “1, 2,” as shown in the above table denotes the quantity of such provision(s) provided in the residential unit.
- The symbol “-” as shown in the above table denotes “not provided” or “not applicable”.
- The quantity of the lighting switch(es) shown in the schedule denotes the quantity of switch faceplates(s).

備註:

- 上表 “1, 2,” 代表此設備於該住宅單位內提供的裝置數量。
- 上表 “-” 代表不提供或不適用。
- 說明表所顯示的燈掣數量是表示燈掣面板的數量。

Schedule of Mechanical & Electrical Provisions of Residential Units
住宅單位機電裝置數量說明表

| Location 位置 | Description 描述 | | Tower 9 第9座 | | | | | | | | | | | | Tower 10 第10座 | | | | | | | | | | | | | | |
|-------------------------------|---|--|----------------|---|---|---|--------------------|---|---|---|-----------|---|---|---|------------------|---|---|---|-----------|---|---|---|----------------------|---|---|---|-----------|---|-----------|
| | | | G/F 地下 | | | | 1/F -2F 1樓 - 2樓 | | | | 3/F 3樓 | | | | 5/F 5樓 | | | | G/F 地下 | | | | 1/F - 2/F 1樓 - 2樓 | | | | 3/F 3樓 | | 5/F 5樓 |
| | Exposed Type 外露型 | Non-Exposed Type 非外露型 | A | B | C | D | A | B | C | D | A | B | C | D | A | B | A | B | C | D | A | B | C | D | C | D | A | B | |
| Private lift lobby 私人升降機大堂 | 13A Single Socket Outlet 13A 單位電插座 | | 1 | 1 | 1 | 1 | 1 | 1 | 1 | 1 | 1 | 1 | 1 | 1 | 1 | 1 | 1 | 1 | 1 | 1 | 1 | 1 | 1 | 1 | 1 | 1 | 1 | 1 | |
| | Motion Sensor 運動傳感器 | | 1 | 1 | 1 | 1 | 1 | 1 | 1 | 1 | 1 | 1 | 1 | 1 | 1 | 1 | 1 | 1 | 1 | 1 | 1 | 1 | 1 | 1 | 1 | 1 | 1 | 1 | |
| | Lighting Point 燈位 | | 6 | 6 | 6 | 6 | 6 | 6 | 6 | 6 | 6 | 6 | 6 | 6 | 6 | 6 | 6 | 6 | 6 | 6 | 6 | 6 | 6 | 6 | 6 | 6 | 6 | 6 | |
| | Door Bell Push Button 門鐘襟手掣 | | 1 | 1 | 1 | 1 | 1 | 1 | 1 | 1 | 1 | 1 | 1 | 1 | 1 | 1 | 1 | 1 | 1 | 1 | 1 | 1 | 1 | 1 | 1 | 1 | 1 | 1 | |
| | Smoke Detector 煙霧偵測器 | | 1 | 1 | 1 | 1 | 1 | 1 | 1 | 1 | 1 | 1 | 1 | 1 | 1 | 1 | 1 | 1 | 1 | 1 | 1 | 1 | 1 | 1 | 1 | 1 | 1 | 1 | |
| | Smoke Detector with Sounder Base 煙霧偵測器配置聲響警報基座 | | 1 | 1 | 1 | 1 | 1 | 1 | 1 | 1 | 1 | 1 | 1 | 1 | - | 1 | 1 | 1 | 1 | 1 | 1 | 1 | 1 | 1 | 1 | 1 | 1 | - | |
| | | Alarm Bell 警鐘 | | 1 | 1 | 1 | 1 | 1 | 1 | 1 | 1 | 1 | 1 | 1 | 1 | 1 | 1 | 1 | 1 | 1 | 1 | 1 | 1 | 1 | 1 | 1 | 1 | 1 | 1 |
| Open kitchen 開放式廚房 | 13A Single Socket Outlet 13A 單位電插座 | | - | - | - | - | - | - | - | - | - | - | - | - | - | - | - | - | - | - | - | - | - | - | - | - | - | - | |
| | 13A Twin Socket Outlet 13A 雙位電插座 | | 3 | 2 | 3 | 2 | 3 | 2 | 3 | 2 | 3 | 2 | 3 | 2 | 3 | 3 | 2 | 3 | 2 | 3 | 2 | 3 | 2 | 3 | 2 | 3 | 3 | - | |
| | | 13A Single Socket Outlet (Refrigerator) 13A 單位電插座(雪櫃) | | 2 | 2 | 2 | 1 | 2 | 2 | 2 | 1 | 2 | 2 | 2 | 1 | 2 | 2 | 1 | 2 | 2 | 2 | 1 | 2 | 2 | 2 | 2 | 2 | 2 | - |
| | | 13A Single Socket Outlet (Dishwasher) 13A 單位電插座(洗碗碟機) | | 1 | 1 | 1 | 1 | 1 | 1 | 1 | 1 | 1 | 1 | 1 | 1 | 1 | 1 | 1 | 1 | 1 | 1 | 1 | 1 | 1 | 1 | 1 | 1 | 1 | - |
| | | 13A Single Socket Outlet (Washer Dryer) 13A 單位電插座(洗衣乾衣機) | | - | 1 | - | 1 | - | - | - | 1 | - | - | - | 1 | - | - | 1 | - | 1 | - | 1 | - | - | - | - | - | - | - |
| | | 13A Single Socket Outlet (Wine Cellar) 13A 單位電插座(酒櫃) | | 1 | 1 | 1 | 1 | 1 | 1 | 1 | 1 | 1 | 1 | 1 | 1 | - | - | 1 | 1 | 1 | 1 | 1 | 1 | 1 | 1 | 1 | 1 | - | - |
| | | 13A Single Socket Outlet (Steamer) 13A 單位電插座(蒸爐) | | 1 | 1 | 1 | 1 | 1 | 1 | 1 | 1 | 1 | 1 | 1 | 1 | 1 | 1 | 1 | 1 | 1 | 1 | 1 | 1 | 1 | 1 | 1 | 1 | 1 | - |
| | | 13A Single Socket Outlet (Cooker Hood) 13A 單位電插座(抽油煙機) | | 1 | 1 | 1 | 1 | 1 | 1 | 1 | 1 | 1 | 1 | 1 | 1 | 1 | 1 | 1 | 1 | 1 | 1 | 1 | 1 | 1 | 1 | 1 | 1 | 1 | - |

Notes:

- "1, 2," as shown in the above table denotes the quantity of such provision(s) provided in the residential unit.
- The symbol "-" as shown in the above table denotes "not provided" or "not applicable".
- The quantity of the lighting switch(es) shown in the schedule denotes the quantity of switch faceplates(s).

備註:

- 上表 "1, 2," 代表此設備於該住宅單位內提供的裝置數量。
- 上表 "-" 代表不提供或不適用。
- 說明表所顯示的燈掣數量是表示燈掣面板的數量。

FITTINGS, FINISHES AND APPLIANCES
裝置、裝修物料及設備

Schedule of Mechanical & Electrical Provisions of Residential Units
住宅單位機電裝置數量說明表

| Location 位置 | Description 描述 | | Tower 9 第9座 | | | | | | | | | | | | Tower 10 第10座 | | | | | | | | | | | | | |
|-----------------------|---------------------|---|----------------|---|---|---|----------------------|---|---|---|-----------|---|---|---|------------------|---|---|---|-----------|---|---|---|----------------------|---|---|---|-----------|---|
| | | | G/F 地下 | | | | 1/F - 2/F 1樓 - 2樓 | | | | 3/F 3樓 | | | | 5/F 5樓 | | | | G/F 地下 | | | | 1/F - 2/F 1樓 - 2樓 | | | | 3/F 3樓 | |
| | Exposed Type 外露型 | Non-Exposed Type 非外露型 | A | B | C | D | A | B | C | D | A | B | C | D | A | B | A | B | C | D | A | B | C | D | C | D | A | B |
| Open kitchen 開放式廚房 | | 13A Single Socket Outlet (Gas Cooker) 13A 單位電插座(煤氣爐) | 2 | 2 | 2 | 2 | 2 | 2 | 2 | 2 | 2 | 2 | 2 | 2 | 2 | 2 | 2 | 2 | 2 | 2 | 2 | 2 | 2 | 2 | 2 | 2 | 2 | - |
| | | Fused Spur Unit (Cabinet Light) 接線蘇(櫃燈) | 1 | 1 | 1 | 1 | 1 | 1 | 1 | 1 | 1 | 1 | 1 | 1 | 2 | 2 | 1 | 1 | 1 | 1 | 1 | 1 | 1 | 1 | 1 | 1 | 2 | - |
| | | Fused Spur Unit (Cabinet Automatic Door) 接線蘇(櫃自動門) | 1 | 1 | 1 | 1 | 1 | 1 | 1 | 1 | 1 | 1 | 1 | 1 | 2 | 2 | 1 | 1 | 1 | 1 | 1 | 1 | 1 | 1 | 1 | 1 | 2 | - |
| | | Fused Spur Unit (Ventilation Fan) 接線蘇(抽氣扇) | 1 | 1 | 1 | 1 | 1 | 1 | 1 | 1 | 1 | 1 | 1 | 1 | 1 | 1 | 1 | 1 | 1 | 1 | 1 | 1 | 1 | 1 | 1 | 1 | 1 | - |
| | | Fused Spur Unit (Door Bell) 接線蘇(門鐘) | 1 | 1 | 1 | 1 | 1 | 1 | 1 | 1 | 1 | 1 | 1 | 1 | 1 | 1 | 1 | 1 | 1 | 1 | 1 | 1 | 1 | 1 | 1 | 1 | 1 | - |
| | | Fused Spur Unit (Gas Water Heater) 接線蘇(煤氣熱水爐) | - | 1 | 1 | 1 | 1 | 1 | 1 | 1 | 1 | 1 | 1 | 1 | 1 | 1 | 1 | 1 | - | 1 | 1 | 1 | 1 | 1 | 1 | 1 | 1 | - |
| | | Fused Spur Unit (Air Conditioner) 接線蘇(冷氣機) | 1 | 1 | 1 | 1 | 1 | 1 | 1 | 1 | 1 | 1 | 1 | 1 | 1 | 1 | 1 | 1 | 1 | 1 | 1 | 1 | 1 | 1 | 1 | 1 | 1 | - |
| | | Connection Unit (Oven) 接線蘇(焗爐) | 1 | 1 | 1 | 1 | 1 | 1 | 1 | 1 | 1 | 1 | 1 | 1 | 1 | 1 | 1 | 1 | 1 | 1 | 1 | 1 | 1 | 1 | 1 | 1 | 1 | - |
| | | Connection Unit (Induction Type Hob) 接線蘇(電磁爐) | 1 | 1 | 1 | - | 1 | 1 | 1 | - | 1 | 1 | 1 | - | 1 | 1 | - | 1 | 1 | - | 1 | 1 | 1 | 1 | 1 | 1 | 1 | - |
| | | Double Pole Switch (Oven) 開關掣(焗爐) | 1 | 1 | 1 | 1 | 1 | 1 | 1 | 1 | 1 | 1 | 1 | 1 | 1 | 1 | 1 | 1 | 1 | 1 | 1 | 1 | 1 | 1 | 1 | 1 | 1 | - |
| | | Double Pole Switch (Induction Type Hob) 開關掣(電磁爐) | 1 | 1 | 1 | - | 1 | 1 | 1 | - | 1 | 1 | 1 | - | 1 | 1 | - | 1 | 1 | - | 1 | 1 | 1 | 1 | 1 | 1 | 1 | - |
| | | Double Pole Switch (Ventilation Fan) 開關掣(抽氣扇) | 1 | 1 | 1 | 1 | 1 | 1 | 1 | 1 | 1 | 1 | 1 | 1 | 1 | 1 | 1 | 1 | 1 | 1 | 1 | 1 | 1 | 1 | 1 | 1 | 1 | - |
| | | Double Pole Switch (Electric Water Heater) 開關掣(電熱水爐) | 1 | - | 1 | - | - | - | 1 | - | - | - | 1 | - | 1 | 1 | - | 1 | 1 | - | - | 1 | - | - | - | - | 1 | - |
| | | Isolating Switch (Electric Water Heater) 開關掣(電熱水爐) | 1 | - | 1 | - | - | - | 1 | - | - | - | 1 | - | 1 | 1 | - | 1 | 1 | - | - | 1 | - | - | - | - | 1 | - |
| | | Air Conditioner Thermostat 冷氣機溫度調節器 | 1 | 1 | 1 | 1 | 1 | 1 | 1 | 1 | 1 | 1 | 1 | 1 | 1 | 1 | 1 | 1 | 1 | 1 | 1 | 1 | 1 | 1 | 1 | 1 | 1 | - |

Notes:

- "1, 2," as shown in the above table denotes the quantity of such provision(s) provided in the residential unit.
- The symbol "-" as shown in the above table denotes "not provided" or "not applicable".
- The quantity of the lighting switch(es) shown in the schedule denotes the quantity of switch faceplates(s).

備註:

- 上表 "1, 2," 代表此設備於該住宅單位內提供的裝置數量。
- 上表 "-" 代表不提供或不適用。
- 說明表所顯示的燈掣數量是表示燈掣面板的數量。

Schedule of Mechanical & Electrical Provisions of Residential Units
住宅單位機電裝置數量說明表

| Location 位置 | Description 描述 | | Tower 9 第9座 | | | | | | | | | | | | Tower 10 第10座 | | | | | | | | | | | | | |
|-----------------------|---|--|----------------|----|----|---|----------------------|----|----|---|-----------|----|----|---|------------------|----|----|----|-----------|----|----|----|----------------------|----|----|----|-----------|---|
| | | | G/F 地下 | | | | 1/F - 2/F 1樓 - 2樓 | | | | 3/F 3樓 | | | | 5/F 5樓 | | | | G/F 地下 | | | | 1/F - 2/F 1樓 - 2樓 | | | | 3/F 3樓 | |
| | Exposed Type 外露型 | Non-Exposed Type 非外露型 | A | B | C | D | A | B | C | D | A | B | C | D | A | B | A | B | C | D | A | B | C | D | C | D | A | B |
| Open kitchen 開放式廚房 | Gas Water Heater Temperature Switch 煤氣熱水爐溫度掣 | | - | 1 | - | 1 | 1 | 1 | - | 1 | 1 | - | - | 1 | - | - | 1 | - | - | 1 | 1 | - | 1 | 1 | 1 | 1 | - | - |
| | | Door Bell 門鐘 | 1 | 1 | 1 | 1 | 1 | 1 | 1 | 1 | 1 | 1 | 1 | 1 | 1 | 1 | 1 | 1 | 1 | 1 | 1 | 1 | 1 | 1 | 1 | 1 | 1 | - |
| | | Washing Machine Connection Point (Water Inlet & Outlet) 洗衣機接駁點(來水及去水) | - | 1 | - | 1 | - | 1 | - | - | - | 1 | - | - | - | - | - | - | 1 | - | - | - | 1 | - | 1 | - | - | - |
| | | Dishwasher Connection Point (Water Inlet & Outlet) 洗碗碟機接駁點(來水及去水) | 1 | 1 | 1 | 1 | 1 | 1 | 1 | 1 | 1 | 1 | 1 | 1 | 1 | 1 | 1 | 1 | 1 | 1 | 1 | 1 | 1 | 1 | 1 | 1 | 1 | - |
| | | Lighting Point 燈位 | 10 | 14 | 13 | 6 | 10 | 14 | 13 | 6 | 10 | 14 | 13 | 6 | - | 12 | 11 | 13 | 14 | 10 | 11 | 13 | 14 | 10 | 14 | 10 | 12 | - |
| | | Lighting Switch 燈掣 | 2 | 2 | 2 | 2 | 2 | 2 | 2 | 2 | 2 | 2 | 2 | 2 | - | 2 | 2 | 2 | 2 | 2 | 2 | 2 | 2 | 2 | 2 | 2 | 2 | - |
| | | Sprinkler Head 消防花灑頭 | 2 | 2 | 2 | 1 | 2 | 2 | 2 | 1 | 2 | 2 | 2 | 1 | - | 2 | 2 | 2 | 2 | 2 | 2 | 2 | 2 | 2 | 2 | 2 | 2 | - |
| Kitchen 廚房 | | 13A Twin Socket Outlet 13A 雙位電插座 | - | - | - | - | - | - | - | - | - | - | - | - | 3 | - | - | - | - | - | - | - | - | - | - | - | - | 3 |
| | | 13A Single Socket Outlet (Refrigerator) 13A 單位電插座(雪櫃) | - | - | - | - | - | - | - | - | - | - | - | - | 2 | - | - | - | - | - | - | - | - | - | - | - | - | 2 |
| | | 13A Single Socket Outlet (Dishwasher) 13A 單位電插座(洗碗碟機) | - | - | - | - | - | - | - | - | - | - | - | - | 1 | - | - | - | - | - | - | - | - | - | - | - | - | 1 |
| | | 13A Single Socket Outlet (Wine Cellar) 13A 單位電插座(酒櫃) | - | - | - | - | - | - | - | - | - | - | - | - | - | - | - | - | - | - | - | - | - | - | - | - | - | - |
| | | 13A Single Socket Outlet (Steamer) 13A 單位電插座(蒸爐) | - | - | - | - | - | - | - | - | - | - | - | - | 1 | - | - | - | - | - | - | - | - | - | - | - | - | 1 |
| | | 13A Single Socket Outlet (Cooker Hood) 13A 單位電插座(抽油煙機) | - | - | - | - | - | - | - | - | - | - | - | - | 1 | - | - | - | - | - | - | - | - | - | - | - | - | 1 |
| | | 13A Single Socket Outlet (Gas Cooker) 13A 單位電插座(煤氣爐) | - | - | - | - | - | - | - | - | - | - | - | - | 2 | - | - | - | - | - | - | - | - | - | - | - | - | 2 |
| | | Fused Spur Unit (Cabinet Light) 接線蘇(櫃燈) | - | - | - | - | - | - | - | - | - | - | - | - | 2 | - | - | - | - | - | - | - | - | - | - | - | - | 2 |

Notes:

- "1, 2," as shown in the above table denotes the quantity of such provision(s) provided in the residential unit.
- The symbol "-" as shown in the above table denotes "not provided" or "not applicable".
- The quantity of the lighting switch(es) shown in the schedule denotes the quantity of switch faceplates(s).

備註:

- 上表 "1, 2," 代表此設備於該住宅單位內提供的裝置數量。
- 上表 "-" 代表不提供或不適用。
- 說明表所顯示的燈掣數量是表示燈掣面板的數量。

FITTINGS, FINISHES AND APPLIANCES
裝置、裝修物料及設備

Schedule of Mechanical & Electrical Provisions of Residential Units
住宅單位機電裝置數量說明表

| Location 位置 | Description 描述 | | Tower 9 第9座 | | | | | | | | | | | | Tower 10 第10座 | | | | | | | | | | | | | |
|----------------|-----------------------|--|----------------|---|---|---|--------------------|---|---|---|-----------|---|---|---|------------------|---|---|---|-----------|---|---|---|----------------------|---|---|---|-----------|---|
| | | | G/F 地下 | | | | 1/F -2F 1樓 - 2樓 | | | | 3/F 3樓 | | | | 5/F 5樓 | | | | G/F 地下 | | | | 1/F - 2/F 1樓 - 2樓 | | | | 3/F 3樓 | |
| | Exposed Type 外露型 | Non-Exposed Type 非外露型 | A | B | C | D | A | B | C | D | A | B | C | D | A | B | A | B | C | D | A | B | C | D | C | D | A | B |
| Kitchen 廚房 | | Fused Spur Unit (Cabinet Automatic Door) 接線蘇(櫃自動門) | - | - | - | - | - | - | - | - | - | - | - | - | 2 | - | - | - | - | - | - | - | - | - | - | - | - | 2 |
| | | Fused Spur Unit (Ventilation Fan) 接線蘇(抽氣扇) | - | - | - | - | - | - | - | - | - | - | - | - | 1 | - | - | - | - | - | - | - | - | - | - | - | - | 1 |
| | | Fused Spur Unit (Door Bell) 接線蘇(門鐘) | - | - | - | - | - | - | - | - | - | - | - | - | 1 | - | - | - | - | - | - | - | - | - | - | - | - | 1 |
| | | Fused Spur Unit (Gas Water Heater) 接線蘇(煤氣熱水爐) | - | - | - | - | - | - | - | - | - | - | - | - | 1 | - | - | - | - | - | - | - | - | - | - | - | - | 1 |
| | | Fused Spur Unit (Air Conditioner) 接線蘇(冷氣機) | - | - | - | - | - | - | - | - | - | - | - | - | 1 | - | - | - | - | - | - | - | - | - | - | - | - | 1 |
| | | Connection Unit (Oven) 接線蘇(焗爐) | - | - | - | - | - | - | - | - | - | - | - | - | 1 | - | - | - | - | - | - | - | - | - | - | - | - | 1 |
| | | Connection Unit (Induction Type Hob) 接線蘇(電磁爐) | - | - | - | - | - | - | - | - | - | - | - | - | 1 | - | - | - | - | - | - | - | - | - | - | - | - | 1 |
| | | Double Pole Switch (Oven) 開關掣(焗爐) | - | - | - | - | - | - | - | - | - | - | - | - | 1 | - | - | - | - | - | - | - | - | - | - | - | - | 1 |
| | | Double Pole Switch (Induction Type Hob) 開關掣(電磁爐) | - | - | - | - | - | - | - | - | - | - | - | - | 1 | - | - | - | - | - | - | - | - | - | - | - | - | 1 |
| | | Double Pole Switch (Ventilation Fan) 開關掣(抽氣扇) | - | - | - | - | - | - | - | - | - | - | - | - | 1 | - | - | - | - | - | - | - | - | - | - | - | - | 1 |
| | | Double Pole Switch (Electric Water Heater) 開關掣(電熱水爐) | - | - | - | - | - | - | - | - | - | - | - | - | 1 | - | - | - | - | - | - | - | - | - | - | - | - | 1 |
| | | Isolating Switch (Electric Water Heater) 開關掣(電熱水爐) | - | - | - | - | - | - | - | - | - | - | - | - | 1 | - | - | - | - | - | - | - | - | - | - | - | - | 1 |
| | | Air Conditioner Thermostat 冷氣機溫度調節器 | - | - | - | - | - | - | - | - | - | - | - | - | - | - | - | - | - | - | - | - | - | - | - | - | - | - |
| | | Door Bell 門鐘 | - | - | - | - | - | - | - | - | - | - | - | - | 1 | - | - | - | - | - | - | - | - | - | - | - | - | 1 |
| | | Dishwasher Connection Point (Water Inlet & Outlet) 洗碗碟機接駁點(來水及去水) | - | - | - | - | - | - | - | - | - | - | - | - | 1 | - | - | - | - | - | - | - | - | - | - | - | - | 1 |
| | | Lighting Point 燈位 | - | - | - | - | - | - | - | - | - | - | - | - | 4 | - | - | - | - | - | - | - | - | - | - | - | - | 4 |
| | Lighting Switch 燈掣 | - | - | - | - | - | - | - | - | - | - | - | - | 2 | - | - | - | - | - | - | - | - | - | - | - | - | 1 | |

Notes:

- “1, 2,” as shown in the above table denotes the quantity of such provision(s) provided in the residential unit.
- The symbol “-” as shown in the above table denotes “not provided” or “not applicable”.
- The quantity of the lighting switch(es) shown in the schedule denotes the quantity of switch faceplates(s).

備註:

- 上表 “1, 2,” 代表此設備於該住宅單位內提供的裝置數量。
- 上表 “-” 代表不提供或不適用。
- 說明表所顯示的燈掣數量是表示燈掣面板的數量。

Schedule of Mechanical & Electrical Provisions of Residential Units
住宅單位機電裝置數量說明表

| Location 位置 | Description 描述 | | Tower 9 第9座 | | | | | | | | | | | | Tower 10 第10座 | | | | | | | | | | | | | | | | | |
|--|---------------------------------------|---|----------------|---|---|---|----------------------|---|---|---|-----------|---|---|---|------------------|---|---|---|-----------|---|---|---|----------------------|---|---|---|-----------|---|--|--|-----------|--|
| | | | G/F 地下 | | | | 1/F - 2/F 1樓 - 2樓 | | | | 3/F 3樓 | | | | 5/F 5樓 | | | | G/F 地下 | | | | 1/F - 2/F 1樓 - 2樓 | | | | 3/F 3樓 | | | | 5/F 5樓 | |
| | Exposed Type 外露型 | Non-Exposed Type 非外露型 | A | B | C | D | A | B | C | D | A | B | C | D | A | B | A | B | C | D | A | B | C | D | C | D | A | B | | | | |
| Utility room / Area outside utility room 工作間 / 工作間對出 之空間 | 13A Single Socket Outlet 13A 單位電插座 | | 1 | 1 | 1 | 1 | 1 | 1 | 1 | 1 | 1 | 1 | 1 | 1 | 1 | 1 | 1 | 1 | 1 | 1 | 1 | 1 | 1 | 1 | 1 | 1 | 1 | 1 | | | | |
| | | 13A Single Socket Outlet 13A 單位電插座 | 2 | 2 | 2 | 2 | 2 | 2 | 2 | 2 | 2 | 2 | 2 | 2 | 2 | 2 | 2 | 2 | 2 | 2 | 2 | 2 | 2 | 2 | 2 | 2 | 2 | 2 | | | | |
| | 13A Twin Socket Outlet 13A 雙位電插座 | | 1 | 1 | 1 | 1 | 1 | 1 | 1 | 1 | 1 | 1 | 1 | 1 | 1 | 1 | 1 | 1 | 1 | 1 | 1 | 1 | 1 | 1 | 1 | 1 | 1 | 1 | | | | |
| | | 13A Single Socket Outlet (Washer Dryer) 13A 單位電插座(洗衣乾衣機) | 1 | - | - | - | 1 | - | - | 1 | 1 | - | - | 1 | - | - | 1 | 1 | - | 1 | 1 | 1 | - | 1 | - | 1 | - | - | | | | |
| | | 13A Single Socket Outlet (Washer) 13A 單位電插座(洗衣機) | - | - | - | - | - | - | - | - | - | - | - | - | 1 | 1 | - | - | - | - | - | - | - | - | - | - | - | - | | | | |
| | | 13A Single Socket Outlet (Dryer) 13A 單位電插座(乾衣機) | - | - | - | - | - | - | - | - | - | - | - | - | 1 | 1 | - | - | - | - | - | - | - | - | - | - | - | - | | | | |
| | | Fused Spur Unit (Air Conditioner) 接線蘇(冷氣機) | 1 | 1 | 1 | 1 | 1 | 1 | 1 | 1 | 1 | 1 | 1 | 1 | 1 | 1 | 1 | 1 | 1 | 1 | 1 | 1 | 1 | 1 | 1 | 1 | 1 | 1 | | | | |
| | | Fused Spur Unit (Air Conditioner Centralize Remote Controller) 接線蘇(冷氣機中央控制面板) | 1 | 1 | 1 | 1 | 1 | 1 | 1 | 1 | 1 | 1 | 1 | 1 | 1 | 1 | 1 | 1 | 1 | - | 1 | 1 | 1 | 1 | 1 | 1 | 1 | 1 | | | | |
| | | Data point 網路位 | 1 | 1 | 1 | 1 | 1 | 1 | 1 | 1 | 1 | 1 | 1 | 1 | 1 | 1 | 1 | 1 | 1 | 1 | 1 | 1 | 1 | 1 | 1 | 1 | 1 | 1 | | | | |
| | | Air Conditioner Centralize Remote Controller 冷氣機中央控制面板 | 1 | 1 | 1 | 1 | 1 | 1 | 1 | 1 | 1 | 1 | 1 | 1 | 1 | 1 | 1 | 1 | 1 | - | 1 | 1 | 1 | 1 | 1 | 1 | 1 | 1 | | | | |
| | | Double Pole Switch (Ventilation Fan) 開關掣(抽氣扇) | 1 | 1 | 1 | 1 | 1 | 1 | 1 | 1 | 1 | 1 | 1 | 1 | 1 | 1 | 1 | 1 | 1 | 1 | 1 | 1 | 1 | 1 | 1 | 1 | 1 | 1 | | | | |
| | | Double Pole Switch (Electric Water Heater) 開關掣(電熱水爐) | 1 | - | 1 | - | - | - | 1 | - | - | - | 1 | - | 1 | 1 | - | 1 | - | 1 | - | 1 | - | - | - | - | - | - | | | | |
| | | Air Conditioner Thermostat 冷氣機溫度調節器 | 1 | 1 | 1 | 1 | 1 | 1 | 1 | 1 | 1 | 1 | 1 | 1 | 1 | 1 | 1 | 1 | 1 | 1 | 1 | 1 | 1 | 1 | 1 | 1 | 1 | 1 | | | | |
| | | Washing Machine Connection Point (Water Inlet & Outlet) 洗衣機接駁點(來水及去水) | 1 | - | 1 | - | 1 | - | 1 | 1 | 1 | - | 1 | 1 | 1 | 1 | 1 | 1 | - | 1 | 1 | 1 | - | 1 | - | 1 | 1 | 1 | | | | |
| | | Gas Water Heater Temperature Switch 煤氣熱水爐溫度掣 | - | 1 | - | - | - | - | - | - | - | - | - | - | - | - | - | - | - | - | - | - | - | - | 1 | 1 | - | - | | | | |
| | | Lighting Point 燈位 | 3 | 3 | 3 | 3 | 3 | 3 | 3 | 3 | 3 | 3 | 3 | 3 | 3 | 3 | 3 | 3 | 3 | 3 | 3 | 3 | 3 | 3 | 3 | 3 | 3 | 3 | | | | |
| | | Lighting Switch 燈掣 | 3 | 3 | 3 | 3 | 3 | 3 | 3 | 3 | 3 | 3 | 3 | 3 | 3 | 3 | 3 | 3 | 3 | 3 | 3 | 3 | 3 | 3 | 3 | 3 | 3 | 3 | | | | |
| | Lighting Switch 燈掣 | 1 | 1 | 1 | 1 | 1 | 1 | 1 | 1 | 1 | 1 | 1 | 1 | 1 | 1 | 1 | 1 | 1 | 1 | 1 | 1 | 1 | 1 | 1 | 1 | 1 | 1 | | | | | |
| | Distribution Board 配電箱 | 1 | 1 | 1 | 1 | 1 | 1 | 1 | 1 | 1 | 1 | 1 | 1 | 1 | 1 | 1 | 1 | 1 | 1 | 1 | 1 | 1 | 1 | 1 | 1 | 1 | 1 | | | | | |

Notes:

- “1, 2,” as shown in the above table denotes the quantity of such provision(s) provided in the residential unit.
- The symbol “-” as shown in the above table denotes “not provided” or “not applicable”.
- The quantity of the lighting switch(es) shown in the schedule denotes the quantity of switch faceplates(s).

備註:

- 上表 “1, 2,” 代表此設備於該住宅單位內提供的裝置數量。
- 上表 “-” 代表不提供或不適用。
- 說明表所顯示的燈掣數量是表示燈掣面板的數量。

FITTINGS, FINISHES AND APPLIANCES
裝置、裝修物料及設備

Schedule of Mechanical & Electrical Provisions of Residential Units
住宅單位機電裝置數量說明表

| Location 位置 | Description 描述 | | Tower 9 第9座 | | | | | | | | | | | | Tower 10 第10座 | | | | | | | | | | | | | |
|--|--|---|----------------|---|---|---|----------------------|---|---|---|-----------|---|---|---|------------------|---|---|---|-----------|---|---|---|----------------------|---|---|---|-----------|---|
| | | | G/F 地下 | | | | 1/F - 2/F 1樓 - 2樓 | | | | 3/F 3樓 | | | | 5/F 5樓 | | | | G/F 地下 | | | | 1/F - 2/F 1樓 - 2樓 | | | | 3/F 3樓 | |
| | Exposed Type 外露型 | Non-Exposed Type 非外露型 | A | B | C | D | A | B | C | D | A | B | C | D | A | B | A | B | C | D | A | B | C | D | C | D | A | B |
| Master bedroom (including dressing room if applicable) 主人睡房 (包括衣帽 間如適用) | 13A Single Socket Outlet 13A 單位電插座 | | 2 | 3 | 2 | 2 | 2 | 3 | 2 | 2 | 2 | 3 | 2 | 2 | 2 | 2 | 2 | 2 | 3 | 3 | 2 | 2 | 3 | 3 | 3 | 3 | 2 | 2 |
| | 13A Twin Socket Outlet 13A 雙位電插座 | | 1 | 1 | 1 | 1 | 1 | 1 | 1 | 1 | 1 | 1 | 1 | 1 | 3 | 3 | 1 | 1 | 1 | 1 | 1 | 1 | 1 | 1 | 1 | 1 | 3 | 3 |
| | TV / FM Outlet 電視 / 電台天線插座 | | 1 | 1 | 1 | 1 | 1 | 1 | 1 | 1 | 1 | 1 | 1 | 1 | 1 | 1 | 1 | 1 | 1 | 1 | 1 | 1 | 1 | 1 | 1 | 1 | 1 | 1 |
| | Data Point 網路位 | | 1 | 1 | 1 | 1 | 1 | 1 | 1 | 1 | 1 | 1 | 1 | 1 | 1 | 1 | 1 | 1 | 1 | 1 | 1 | 1 | 1 | 1 | 1 | 1 | 1 | 1 |
| | Fused Spur Unit (Air Conditioner) 接線蘇(冷氣機) | | 1 | 1 | 1 | 1 | 1 | 1 | 1 | 1 | 1 | 1 | 1 | 1 | 2 | 2 | 1 | 1 | 1 | 1 | 1 | 1 | 1 | 1 | - | 1 | 2 | 2 |
| | | Fused Spur Unit (Air Conditioner) 接線蘇(冷氣機) | - | - | - | - | - | - | - | - | - | - | - | - | 1 | 1 | - | - | - | - | - | - | - | - | 1 | - | 1 | 1 |
| | Air Conditioner Thermostat 冷氣機溫度調節器 | | - | - | - | - | - | - | - | - | 1 | - | 1 | 1 | 1 | 1 | - | - | - | - | - | - | 1 | 1 | 1 | - | 1 | 1 |
| | Double Pole Switch (Electric Water Heater) 開關掣(電熱水爐) | | - | - | - | - | - | - | - | - | 1 | - | 1 | - | - | - | - | - | - | - | - | - | - | - | 1 | - | - | - |
| | Double Pole Switch (Ventilation Fan) 開關掣(抽氣扇) | | 1 | 1 | 1 | 1 | 1 | 1 | 1 | 1 | 1 | 1 | 1 | 1 | 1 | 1 | 1 | 1 | 1 | 1 | 1 | 1 | 1 | 1 | 1 | 1 | 1 | 1 |
| | Lighting Point 燈位 | | 2 | 1 | 4 | 1 | 2 | 1 | 4 | 1 | 2 | 3 | 4 | 5 | 4 | 6 | 1 | 4 | 1 | 1 | 1 | 4 | 1 | 1 | 2 | 1 | 6 | 7 |
| Lighting Switch 燈掣 | | 4 | 4 | 4 | 4 | 4 | 4 | 4 | 4 | 4 | 4 | 4 | 4 | 4 | 4 | 4 | 4 | 4 | 4 | 4 | 4 | 4 | 4 | 4 | 4 | 4 | 4 | |

Notes:

- "1, 2," as shown in the above table denotes the quantity of such provision(s) provided in the residential unit.
- The symbol "-" as shown in the above table denotes "not provided" or "not applicable".
- The quantity of the lighting switch(es) shown in the schedule denotes the quantity of switch faceplates(s).

備註:

- 上表 "1, 2," 代表此設備於該住宅單位內提供的裝置數量。
- 上表 "-" 代表不提供或不適用。
- 說明表所顯示的燈掣數量是表示燈掣面板的數量。

Schedule of Mechanical & Electrical Provisions of Residential Units
住宅單位機電裝置數量說明表

| Location 位置 | Description 描述 | | Tower 9 第9座 | | | | | | | | | | | | Tower 10 第10座 | | | | | | | | | | | | | |
|------------------|---|---|----------------|---|---|---|--------------------|---|---|---|-----------|---|---|---|------------------|---|---|---|-----------|---|---|---|----------------------|---|---|---|-----------|---|
| | | | G/F 地下 | | | | 1/F -2F 1樓 - 2樓 | | | | 3/F 3樓 | | | | 5/F 5樓 | | | | G/F 地下 | | | | 1/F - 2/F 1樓 - 2樓 | | | | 3/F 3樓 | |
| | Exposed Type 外露型 | Non-Exposed Type 非外露型 | A | B | C | D | A | B | C | D | A | B | C | D | A | B | A | B | C | D | A | B | C | D | C | D | A | B |
| Bedroom 1 睡房1 | 13A Single Socket Outlet 13A 單位電插座 | | 2 | 2 | 2 | 2 | 2 | 2 | 2 | 2 | 2 | 2 | 2 | 2 | 2 | 2 | 2 | 2 | 2 | 2 | 2 | 2 | 2 | 2 | 2 | 2 | 2 | 2 |
| | 13A Twin Socket Outlet 13A 雙位電插座 | | 1 | 1 | 1 | 1 | 1 | 1 | 1 | 1 | 1 | 1 | 1 | 1 | 2 | 2 | 1 | 1 | 1 | 1 | 1 | 1 | 1 | 1 | 1 | 1 | 2 | 2 |
| | TV / FM Outlet 電視 / 電台天線插座 | | 1 | 1 | 1 | 1 | 1 | 1 | 1 | 1 | 1 | 1 | 1 | 1 | 1 | 1 | 1 | 1 | 1 | 1 | 1 | 1 | 1 | 1 | 1 | 1 | 1 | 1 |
| | Data Point 網路位 | | 1 | 1 | 1 | 1 | 1 | 1 | 1 | 1 | 1 | 1 | 1 | 1 | 1 | 1 | 1 | 1 | 1 | 1 | 1 | 1 | 1 | 1 | 1 | 1 | 1 | 1 |
| | Fused Spur Unit (Air Conditioner) 接線蘇(冷氣機) | | 1 | 1 | 1 | 1 | 1 | 1 | 1 | 1 | 1 | 1 | 1 | 1 | 1 | 1 | 1 | 1 | 1 | 1 | 1 | 1 | 1 | 1 | 1 | 1 | 1 | 1 |
| | | Fused Spur Unit (Air Conditioner) 接線蘇(冷氣機) | - | - | - | - | - | - | - | - | - | - | - | - | - | - | - | - | - | - | - | - | - | - | - | - | - | - |
| | Air Conditioner Thermostat 冷氣機溫度調節器 | | - | - | - | - | - | - | - | - | - | - | - | - | - | - | - | - | - | - | - | - | - | - | - | - | - | - |
| | Double Pole Switch (Electric Water Heater) 開關掣(電熱水爐) | | - | - | - | - | - | - | - | - | - | - | - | - | - | - | - | - | - | - | - | - | - | - | - | - | - | - |
| | Double Pole Switch (Ventilation Fan) 開關掣(抽氣扇) | | - | - | 1 | - | - | - | 1 | - | - | - | 1 | - | 1 | 1 | - | 1 | - | - | 1 | - | - | - | - | - | 1 | 1 |
| | Lighting Point 燈位 | | 1 | 1 | 1 | 1 | 1 | 1 | 1 | 1 | 1 | 1 | 1 | 1 | 7 | 4 | 1 | 1 | 1 | 1 | 1 | 1 | 1 | 1 | 1 | 1 | 6 | 9 |
| | Lighting Switch 燈掣 | | 1 | 1 | 2 | 1 | 1 | 1 | 2 | 1 | 1 | 1 | 2 | 1 | 3 | 3 | 1 | 2 | 1 | 1 | 1 | 2 | 1 | 1 | 1 | 1 | 3 | 3 |

Notes:

- "1, 2," as shown in the above table denotes the quantity of such provision(s) provided in the residential unit.
- The symbol "-" as shown in the above table denotes "not provided" or "not applicable".
- The quantity of the lighting switch(es) shown in the schedule denotes the quantity of switch faceplates(s).

備註:

- 上表 "1, 2," 代表此設備於該住宅單位內提供的裝置數量。
- 上表 "-" 代表不提供或不適用。
- 說明表所顯示的燈掣數量是表示燈掣面板的數量。

FITTINGS, FINISHES AND APPLIANCES
裝置、裝修物料及設備

Schedule of Mechanical & Electrical Provisions of Residential Units
住宅單位機電裝置數量說明表

| Location 位置 | Description 描述 | | Tower 9 第9座 | | | | | | | | | | | | Tower 10 第10座 | | | | | | | | | | | | | |
|------------------|---|---|----------------|---|---|---|----------------------|---|---|---|-----------|---|---|---|------------------|---|---|---|-----------|---|---|---|----------------------|---|---|---|-----------|---|
| | | | G/F 地下 | | | | 1/F - 2/F 1樓 - 2樓 | | | | 3/F 3樓 | | | | 5/F 5樓 | | | | G/F 地下 | | | | 1/F - 2/F 1樓 - 2樓 | | | | 3/F 3樓 | |
| | Exposed Type 外露型 | Non-Exposed Type 非外露型 | A | B | C | D | A | B | C | D | A | B | C | D | A | B | A | B | C | D | A | B | C | D | C | D | A | B |
| Bedroom 2 睡房2 | 13A Single Socket Outlet 13A 單位電插座 | | 2 | 2 | 2 | 2 | 2 | 2 | 2 | 2 | 2 | 2 | 2 | 2 | 2 | 2 | 2 | 2 | 2 | 2 | 2 | 2 | 2 | 2 | 2 | 2 | 2 | 2 |
| | 13A Twin Socket Outlet 13A 雙位電插座 | | 1 | 1 | 1 | 1 | 1 | 1 | 1 | 1 | 1 | 1 | 1 | 1 | 1 | 1 | 1 | 1 | 1 | 1 | 1 | 1 | 1 | 1 | 1 | 1 | 1 | 1 |
| | TV / FM Outlet 電視 / 電台天線插座 | | 1 | 1 | 1 | 1 | 1 | 1 | 1 | 1 | 1 | 1 | 1 | 1 | 1 | 1 | 1 | 1 | 1 | 1 | 1 | 1 | 1 | 1 | 1 | 1 | 1 | 1 |
| | Data Point 網路位 | | 1 | 1 | 1 | 1 | 1 | 1 | 1 | 1 | 1 | 1 | 1 | 1 | 1 | 1 | 1 | 1 | 1 | 1 | 1 | 1 | 1 | 1 | 1 | 1 | 1 | 1 |
| | Fused Spur Unit (Air Conditioner) 接線蘇(冷氣機) | | - | - | 1 | 1 | 1 | - | 1 | 1 | - | 1 | 1 | 1 | 1 | 1 | 1 | 1 | - | - | 1 | 1 | - | - | - | - | 1 | 1 |
| | | Fused Spur Unit (Air Conditioner) 接線蘇(冷氣機) | 1 | 1 | - | - | - | 1 | - | - | - | 1 | - | - | - | - | - | - | 1 | 1 | - | - | 1 | 1 | 1 | 1 | - | - |
| | Air Conditioner Thermostat 冷氣機溫度調節器 | | 1 | 1 | 1 | 1 | 1 | 1 | 1 | 1 | 1 | 1 | 1 | 1 | - | - | 1 | 1 | 1 | 1 | 1 | 1 | 1 | 1 | 1 | 1 | - | - |
| | Double Pole Switch (Electric Water Heater) 開關掣(電熱水爐) | | - | - | - | - | - | - | - | - | - | - | - | - | - | - | - | - | - | - | - | - | - | - | - | - | - | - |
| | Double Pole Switch (Ventilation Fan) 開關掣(抽氣扇) | | - | - | - | - | - | - | - | - | - | - | - | - | - | - | - | - | - | - | - | - | - | - | - | - | - | - |
| | Lighting Point 燈位 | | 4 | 4 | 4 | 5 | 4 | 4 | 4 | 5 | 4 | 4 | 4 | 4 | 1 | 1 | 5 | 4 | 4 | 4 | 5 | 4 | 4 | 4 | 4 | 4 | 1 | 1 |
| | Lighting Switch 燈掣 | | 1 | 1 | 1 | 1 | 1 | 1 | 1 | 1 | 1 | 1 | 1 | 1 | 1 | 1 | 1 | 1 | 1 | 1 | 1 | 1 | 1 | 1 | 1 | 1 | 1 | 1 |

Notes:

- "1, 2," as shown in the above table denotes the quantity of such provision(s) provided in the residential unit.
- The symbol "-" as shown in the above table denotes "not provided" or "not applicable".
- The quantity of the lighting switch(es) shown in the schedule denotes the quantity of switch faceplates(s).

備註:

- 上表 "1, 2," 代表此設備於該住宅單位內提供的裝置數量。
- 上表 "-" 代表不提供或不適用。
- 說明表所顯示的燈掣數量是表示燈掣面板的數量。

Schedule of Mechanical & Electrical Provisions of Residential Units
住宅單位機電裝置數量說明表

| Location 位置 | Description 描述 | | Tower 9 第9座 | | | | | | | | | | | | Tower 10 第10座 | | | | | | | | | | | | | |
|------------------|---|---|----------------|---|---|---|--------------------|---|---|---|-----------|---|---|---|------------------|---|---|---|-----------|---|---|---|----------------------|---|---|---|-----------|---|
| | | | G/F 地下 | | | | 1/F -2F 1樓 - 2樓 | | | | 3/F 3樓 | | | | 5/F 5樓 | | | | G/F 地下 | | | | 1/F - 2/F 1樓 - 2樓 | | | | 3/F 3樓 | |
| | Exposed Type 外露型 | Non-Exposed Type 非外露型 | A | B | C | D | A | B | C | D | A | B | C | D | A | B | A | B | C | D | A | B | C | D | C | D | A | B |
| Bedroom 3 睡房3 | 13A Single Socket Outlet 13A 單位電插座 | | - | - | 2 | - | - | - | 2 | - | - | - | 2 | - | 2 | 2 | - | 2 | - | - | - | 2 | - | - | - | - | 2 | 2 |
| | 13A Twin Socket Outlet 13A 雙位電插座 | | - | - | 1 | - | - | - | 1 | - | - | - | 1 | - | 1 | 1 | - | 1 | - | - | - | 1 | - | - | - | - | 1 | 1 |
| | TV / FM Outlet 電視 / 電台天線插座 | | - | - | 1 | - | - | - | 1 | - | - | - | 1 | - | 1 | 1 | - | 1 | - | - | - | 1 | - | - | - | - | 1 | 1 |
| | Data Point 網路位 | | - | - | 1 | - | - | - | 1 | - | - | - | 1 | - | 1 | 1 | - | 1 | - | - | - | 1 | - | - | - | - | 1 | 1 |
| | Fused Spur Unit (Air Conditioner) 接線蘇(冷氣機) | | - | - | 1 | - | - | - | 1 | - | - | - | 1 | - | 1 | 1 | - | 1 | - | - | - | 1 | - | - | - | - | 1 | 1 |
| | | Fused Spur Unit (Air Conditioner) 接線蘇(冷氣機) | - | - | - | - | - | - | - | - | - | - | - | - | - | - | - | - | - | - | - | - | - | - | - | - | - | - |
| | Air Conditioner Thermostat 冷氣機溫度調節器 | | - | - | - | - | - | - | - | - | - | - | - | - | - | - | - | - | - | - | - | - | - | - | - | - | - | - |
| | Double Pole Switch (Electric Water Heater) 開關掣(電熱水爐) | | - | - | - | - | - | - | - | - | - | - | - | - | - | - | - | - | - | - | - | - | - | - | - | - | - | - |
| | Double Pole Switch (Ventilation Fan) 開關掣(抽氣扇) | | - | - | - | - | - | - | - | - | - | - | - | - | - | - | - | - | - | - | - | - | - | - | - | - | - | - |
| | Lighting Point 燈位 | | - | - | 1 | - | - | - | 1 | - | - | - | 1 | - | 1 | 1 | - | 1 | - | - | - | 1 | - | - | - | - | 1 | 1 |
| | Lighting Switch 燈掣 | | - | - | 1 | - | - | - | 1 | - | - | - | 1 | - | 1 | 1 | - | 1 | - | - | - | 1 | - | - | - | - | 1 | 1 |

Notes:

- "1, 2," as shown in the above table denotes the quantity of such provision(s) provided in the residential unit.
- The symbol "-" as shown in the above table denotes "not provided" or "not applicable".
- The quantity of the lighting switch(es) shown in the schedule denotes the quantity of switch faceplates(s).

備註:

- 上表 "1, 2," 代表此設備於該住宅單位內提供的裝置數量。
- 上表 "-" 代表不提供或不適用。
- 說明表所顯示的燈掣數量是表示燈掣面板的數量。

FITTINGS, FINISHES AND APPLIANCES
裝置、裝修物料及設備

Schedule of Mechanical & Electrical Provisions of Residential Units
住宅單位機電裝置數量說明表

| Location 位置 | Description 描述 | | Tower 9 第9座 | | | | | | | | | | | | Tower 10 第10座 | | | | | | | | | | | | | |
|-------------------------|---------------------|--|----------------|----|---|---|--------------------|----|---|---|-----------|----|---|---|------------------|---|---|---|-----------|----|---|---|----------------------|----|----|----|-----------|---|
| | | | G/F 地下 | | | | 1/F -2F 1樓 - 2樓 | | | | 3/F 3樓 | | | | 5/F 5樓 | | | | G/F 地下 | | | | 1/F - 2/F 1樓 - 2樓 | | | | 3/F 3樓 | |
| | Exposed Type 外露型 | Non-Exposed Type 非外露型 | A | B | C | D | A | B | C | D | A | B | C | D | A | B | A | B | C | D | A | B | C | D | C | D | A | B |
| Master bathroom 主人浴室 | | 13A Single Socket Outlet (With USB Port) 13A 單位電插座(附有USB接口) | 2 | 2 | 2 | 2 | 2 | 2 | 2 | 2 | 2 | 2 | 2 | 2 | 2 | 2 | 2 | 2 | 2 | 2 | 2 | 2 | 2 | 2 | 2 | 2 | 2 | 2 |
| | | Fused Spur Unit (Cabinet Light) 接線蘇(櫃燈) | 1 | 1 | 1 | 1 | 1 | 1 | 1 | 1 | 1 | 1 | 1 | 1 | 1 | 1 | 1 | 1 | 1 | 1 | 1 | 1 | 1 | 1 | 1 | 1 | 1 | 1 |
| | | Fused Spur Unit (Ventilation Fan) 接線蘇(抽氣扇) | 1 | 1 | 1 | 1 | 1 | 1 | 1 | 1 | 1 | 1 | 1 | 1 | 1 | 1 | 1 | 1 | 1 | 1 | 1 | 1 | 1 | 1 | 1 | 1 | 1 | 1 |
| | | Fused Spur Unit (Gas Water Heater) 接線蘇(煤氣熱水爐) | 1 | 1 | 1 | 1 | 1 | 1 | 1 | 1 | - | 1 | - | 1 | 1 | 1 | 1 | 1 | 1 | 1 | 1 | 1 | 1 | 1 | - | 1 | 1 | 1 |
| | | Fused Spur Unit (Air Conditioner) 接線蘇(冷氣機) | - | - | - | - | - | - | - | - | - | - | - | - | 1 | 1 | - | - | - | - | - | - | - | - | - | - | 1 | 1 |
| | | Fused Spur Unit (Towel Warmer) 接線蘇(發熱毛巾架) | 1 | - | 1 | - | 1 | - | 1 | - | 1 | - | 1 | - | 1 | 1 | - | 1 | - | 1 | - | 1 | - | 1 | - | 1 | 1 | 1 |
| | | Double Pole Switch (Thermo Ventilator) 開關掣(浴室寶) | 1 | 1 | 1 | 1 | 1 | 1 | 1 | 1 | 1 | 1 | 1 | 1 | 1 | 1 | 1 | 1 | 1 | 1 | 1 | 1 | 1 | 1 | 1 | 1 | 1 | 1 |
| | | Isolating Switch (Electric Water Heater) 開關掣(電熱水爐) | - | - | - | - | - | - | - | - | 1 | - | 1 | - | - | - | - | - | - | - | - | - | - | - | 1 | - | - | - |
| | | Air Conditioner Thermostat 冷氣機溫度調節器 | - | - | - | - | - | - | - | - | - | - | - | - | 1 | 1 | - | - | - | - | - | - | - | - | - | - | 1 | 1 |
| | | Gas Water Heater Temperature Switch 煤氣熱水爐溫度掣 | 1 | 1 | 1 | 1 | 1 | 1 | 1 | 1 | 1 | 1 | 1 | - | 1 | 1 | 1 | 1 | 1 | 1 | 1 | 1 | 1 | 1 | - | 1 | 1 | 1 |
| | | Lighting Point 燈位 | 14 | 13 | 4 | 4 | 4 | 13 | 4 | 4 | 4 | 13 | 4 | 4 | 7 | 7 | 4 | 4 | 13 | 14 | 4 | 4 | 13 | 14 | 13 | 14 | 7 | 7 |

Notes:

- "1, 2," as shown in the above table denotes the quantity of such provision(s) provided in the residential unit.
- The symbol "-" as shown in the above table denotes "not provided" or "not applicable".
- The quantity of the lighting switch(es) shown in the schedule denotes the quantity of switch faceplates(s).

備註:

- 上表 "1, 2," 代表此設備於該住宅單位內提供的裝置數量。
- 上表 "-" 代表不提供或不適用。
- 說明表所顯示的燈掣數量是表示燈掣面板的數量。

Schedule of Mechanical & Electrical Provisions of Residential Units
住宅單位機電裝置數量說明表

| Location 位置 | Description 描述 | | Tower 9 第9座 | | | | | | | | | | | | Tower 10 第10座 | | | | | | | | | | | | | |
|-------------------|---------------------|--|----------------|---|---|---|----------------------|---|---|---|-----------|---|---|---|------------------|---|---|---|-----------|---|---|---|----------------------|---|---|---|-----------|---|
| | | | G/F 地下 | | | | 1/F - 2/F 1樓 - 2樓 | | | | 3/F 3樓 | | | | 5/F 5樓 | | | | G/F 地下 | | | | 1/F - 2/F 1樓 - 2樓 | | | | 3/F 3樓 | |
| | Exposed Type 外露型 | Non-Exposed Type 非外露型 | A | B | C | D | A | B | C | D | A | B | C | D | A | B | A | B | C | D | A | B | C | D | C | D | A | B |
| Bathroom 1 浴室1 | | 13A Single Socket Outlet (With USB Port) 13A 單位電插座(附有USB接口) | 1 | 1 | 1 | 1 | 1 | 1 | 1 | 1 | 1 | 1 | 1 | 1 | 1 | 1 | 1 | 1 | 1 | 1 | 1 | 1 | 1 | 1 | 1 | 1 | 1 | 1 |
| | | Fused Spur Unit (Cabinet Light) 接線蘇(櫃燈) | 1 | 1 | 1 | 1 | 1 | 1 | 1 | 1 | 1 | 1 | 1 | 1 | 1 | 1 | 1 | 1 | 1 | 1 | 1 | 1 | 1 | 1 | 1 | 1 | 1 | 1 |
| | | Fused Spur Unit (Ventilation Fan) 接線蘇(抽氣扇) | 1 | 1 | 1 | 1 | 1 | 1 | 1 | 1 | 1 | 1 | 1 | 1 | 1 | 1 | 1 | 1 | 1 | 1 | 1 | 1 | 1 | 1 | 1 | 1 | 1 | 1 |
| | | Isolating Switch (Electric Water Heater) 開關掣(電熱水爐) | 1 | 1 | - | 1 | 1 | 1 | - | 1 | 1 | 1 | - | 1 | - | - | 1 | - | 1 | 1 | 1 | - | 1 | 1 | 1 | 1 | - | - |
| | | Double Pole Switch (Thermo Ventilator) 開關掣(浴室寶) | 1 | 1 | 1 | 1 | 1 | 1 | 1 | 1 | 1 | 1 | 1 | 1 | 1 | 1 | 1 | 1 | 1 | 1 | 1 | 1 | 1 | 1 | 1 | 1 | 1 | 1 |
| | | Gas Water Heater Temperature Switch 煤氣熱水爐溫度掣 | - | - | 1 | - | - | - | 1 | - | - | - | 1 | - | 1 | 1 | - | 1 | - | - | - | 1 | - | - | - | - | 1 | 1 |
| | | Lighting Point 燈位 | 7 | 7 | 7 | 7 | 7 | 7 | 7 | 7 | 7 | 7 | 7 | 7 | 7 | 7 | 7 | 7 | 7 | 7 | 7 | 7 | 7 | 7 | 7 | 7 | 7 | 7 |
| Bathroom 2 浴室2 | | 13A Single Socket Outlet (With USB Port) 13A 單位電插座(附有USB接口) | - | - | 1 | - | - | - | 1 | - | - | - | 1 | - | 1 | 1 | - | 1 | - | - | - | 1 | - | - | - | - | 1 | 1 |
| | | Fused Spur Unit (Cabinet Light) 接線蘇(櫃燈) | - | - | 1 | - | - | - | 1 | - | - | - | 1 | - | 1 | 1 | - | 1 | - | - | - | 1 | - | - | - | - | 1 | 1 |
| | | Fused Spur Unit (Ventilation Fan) 接線蘇(抽氣扇) | - | - | 1 | - | - | - | 1 | - | - | - | 1 | - | 1 | 1 | - | 1 | - | - | - | 1 | - | - | - | - | 1 | 1 |
| | | Double Pole Switch (Thermo Ventilator) 開關掣(浴室寶) | - | - | 1 | - | - | - | 1 | - | - | - | 1 | - | 1 | 1 | - | 1 | - | - | - | 1 | - | - | - | - | 1 | 1 |
| | | Gas Water Heater Temperature Switch 煤氣熱水爐溫度掣 | - | - | 1 | - | - | - | 1 | - | - | - | 1 | - | 1 | 1 | - | 1 | - | - | - | 1 | - | - | - | - | 1 | 1 |
| | | Lighting Point 燈位 | - | - | 7 | - | - | - | 7 | - | - | - | 7 | - | 7 | 7 | - | 7 | - | - | - | 7 | - | - | - | - | 7 | 7 |

Notes:

- "1, 2," as shown in the above table denotes the quantity of such provision(s) provided in the residential unit.
- The symbol "-" as shown in the above table denotes "not provided" or "not applicable".
- The quantity of the lighting switch(es) shown in the schedule denotes the quantity of switch faceplates(s).

備註:

- 上表 "1, 2," 代表此設備於該住宅單位內提供的裝置數量。
- 上表 "-" 代表不提供或不適用。
- 說明表所顯示的燈掣數量是表示燈掣面板的數量。

FITTINGS, FINISHES AND APPLIANCES
裝置、裝修物料及設備

Schedule of Mechanical & Electrical Provisions of Residential Units
住宅單位機電裝置數量說明表

| Location 位置 | Description 描述 | | Tower 9 第9座 | | | | | | | | | | | | Tower 10 第10座 | | | | | | | | | | | | | |
|--------------------|----------------------|---|----------------|---|---|---|--------------------|---|---|---|-----------|---|---|---|------------------|---|-----------|---|---|---|----------------------|---|---|---|-----------|---|-----------|---|
| | | | G/F 地下 | | | | 1/F -2F 1樓 - 2樓 | | | | 3/F 3樓 | | | | 5/F 5樓 | | G/F 地下 | | | | 1/F - 2/F 1樓 - 2樓 | | | | 3/F 3樓 | | 5/F 5樓 | |
| | Exposed Type 外露型 | Non-Exposed Type 非外露型 | A | B | C | D | A | B | C | D | A | B | C | D | A | B | A | B | C | D | A | B | C | D | C | D | A | B |
| Powder room 化妝間 | | Fused Spur Unit (Ventilation Fan) 接線蘇(抽氣扇) | - | - | - | - | - | - | - | - | - | - | - | - | 1 | 1 | - | - | - | - | - | - | - | - | - | - | 1 | 1 |
| | | Isolating Switch (Electric Water Heater) 開關掣(電熱水爐) | - | - | - | - | - | - | - | - | - | - | - | - | 1 | 1 | - | - | - | - | - | - | - | - | - | - | 1 | 1 |
| | Lighting Point 燈位 | | - | - | - | - | - | - | - | - | - | - | - | - | 2 | 2 | - | - | - | - | - | - | - | - | - | - | 2 | 2 |
| Lavatory 洗手間 | | Fused Spur Unit (Ventilation Fan) 接線蘇(抽氣扇) | 1 | 1 | 1 | 1 | 1 | 1 | 1 | 1 | 1 | 1 | 1 | 1 | 1 | 1 | 1 | 1 | 1 | 1 | 1 | 1 | 1 | 1 | 1 | 1 | 1 | 1 |
| | | Isolating Switch (Electric Water Heater) 開關掣(電熱水爐) | 1 | - | 1 | - | - | - | 1 | - | - | - | 1 | - | 1 | 1 | - | 1 | 1 | - | - | 1 | - | - | - | - | 1 | 1 |
| | | Gas Water Heater Temperature Switch 煤氣熱水爐溫度掣 | - | 1 | - | 1 | 1 | 1 | - | 1 | 1 | 1 | - | 1 | - | - | 1 | - | - | 1 | 1 | - | 1 | 1 | 1 | 1 | - | - |
| | Lighting Point 燈位 | | 1 | 1 | 1 | 1 | 1 | 1 | 1 | 1 | 1 | 1 | 1 | 1 | 1 | 1 | 1 | 1 | 1 | 1 | 1 | 1 | 1 | 1 | 1 | 1 | 1 | 1 |
| Pantry 備餐間 | | 13A Single Socket Outlet 13A單位電插座 | - | - | - | - | - | - | - | - | - | - | - | - | - | - | - | - | - | - | - | - | - | - | - | - | - | - |
| | | 13A Twin Socket Outlet 13A雙位電插座 | - | - | - | - | - | - | - | - | - | - | - | - | 1 | 1 | - | - | - | - | - | - | - | - | - | - | 1 | 1 |
| | | 13A Single Socket Outlet (Wine Cellar) 13A單位電插座(酒櫃) | - | - | - | - | - | - | - | - | - | - | - | - | 1 | 1 | - | - | - | - | - | - | - | - | - | - | 1 | 1 |
| | | 13A Single Socket Outlet (Refrigerator) 13A單位電插座(雪櫃) | - | - | - | - | - | - | - | - | - | - | - | - | - | - | - | - | - | - | - | - | - | - | - | - | - | - |
| | | 13A Single Socket Outlet (Steamer) 13A單位電插座(蒸爐) | - | - | - | - | - | - | - | - | - | - | - | - | - | - | - | - | - | - | - | - | - | - | - | - | - | - |
| | | Fused Spur Unit (Cabinet Light) 接線蘇(櫃燈) | - | - | - | - | - | - | - | - | - | - | - | - | - | 1 | - | - | - | - | - | - | - | - | - | - | 1 | - |
| | | Fused Spur Unit (Ventilation Fan) 接線蘇(抽氣扇) | - | - | - | - | - | - | - | - | - | - | - | - | - | - | - | - | - | - | - | - | - | - | - | - | - | - |
| | | Fused Spur Unit (Air Conditioner) 接線蘇(冷氣機) | - | - | - | - | - | - | - | - | - | - | - | - | 1 | 2 | - | - | - | - | - | - | - | - | - | - | 1 | 1 |

Notes:

- "1, 2," as shown in the above table denotes the quantity of such provision(s) provided in the residential unit.
- The symbol "-" as shown in the above table denotes "not provided" or "not applicable".
- The quantity of the lighting switch(es) shown in the schedule denotes the quantity of switch faceplates(s).

備註:

- 上表 "1, 2," 代表此設備於該住宅單位內提供的裝置數量。
- 上表 "-" 代表不提供或不適用。
- 說明表所顯示的燈掣數量是表示燈掣面板的數量。

Schedule of Mechanical & Electrical Provisions of Residential Units
住宅單位機電裝置數量說明表

| Location 位置 | Description 描述 | | Tower 9 第9座 | | | | | | | | | | | | Tower 10 第10座 | | | | | | | | | | | | | |
|---------------------------------|---|---|----------------|---|---|---|--------------------|---|---|---|-----------|---|---|----|------------------|---|-----------|---|---|---|----------------------|---|---|---|-----------|---|-----------|---|
| | | | G/F 地下 | | | | 1/F -2F 1樓 - 2樓 | | | | 3/F 3樓 | | | | 5/F 5樓 | | G/F 地下 | | | | 1/F - 2/F 1樓 - 2樓 | | | | 3/F 3樓 | | 5/F 5樓 | |
| | Exposed Type 外露型 | Non-Exposed Type 非外露型 | A | B | C | D | A | B | C | D | A | B | C | D | A | B | A | B | C | D | A | B | C | D | C | D | A | B |
| Pantry 備餐間 | Double Pole Switch (Ventilation Fan) 開關掣(抽氣扇) | | - | - | - | - | - | - | - | - | - | - | - | - | - | - | - | - | - | - | - | - | - | - | - | - | - | - |
| | | Double Pole Switch (Electric Water Heater) 開關掣(電熱水爐) | - | - | - | - | - | - | - | - | - | - | - | - | 1 | 1 | - | - | - | - | - | - | - | - | - | - | 1 | 1 |
| | Air Conditioner Thermostat 冷氣機溫度調節器 | | - | - | - | - | - | - | - | - | - | - | - | 1 | - | - | - | - | - | - | - | - | - | - | - | - | - | 1 |
| | Video Door Phone 視像對講機 | | - | - | - | - | - | - | - | - | - | - | - | 1 | - | - | - | - | - | - | - | - | - | - | - | - | - | 1 |
| | Lighting Point 燈位 | | - | - | - | - | - | - | - | - | - | - | - | 8 | 4 | - | - | - | - | - | - | - | - | - | - | 4 | 8 | |
| | Lighting Switch 燈掣 | | - | - | - | - | - | - | - | - | - | - | - | 3 | - | - | - | - | - | - | - | - | - | - | - | - | - | 3 |
| | Smoke Detector with Sounder Base 煙霧偵測器配置聲響警報基座 | | - | - | - | - | - | - | - | - | - | - | - | - | 1 | - | - | - | - | - | - | - | - | - | - | - | 1 | - |
| Flat roof (on 5/F) 平台 (於5樓) | 13A Weatherproof Socket Outlet 13A 防水電插座 | | - | - | - | - | - | - | - | - | - | - | - | 2 | 3 | - | - | - | - | - | - | - | - | - | - | 1 | 1 | |
| | Lighting Point 燈位 | | - | - | - | - | - | - | - | - | - | - | - | 1 | 1 | - | - | - | - | - | - | - | - | - | - | 6 | 7 | |
| Flat roof (on roof) 平台 (於天台) | 13A Weatherproof Socket Outlet 13A 防水電插座 | | - | - | - | - | - | - | - | - | - | - | - | 3 | 3 | - | - | - | - | - | - | - | - | - | - | 3 | 3 | |
| | | Isolating Switch (Air Conditioner) 開關掣(冷氣機) | - | - | - | - | - | - | - | - | - | - | - | 2 | 2 | - | - | - | - | - | - | - | - | - | - | 2 | 2 | |
| | Lighting Point 燈位 | | - | - | - | - | - | - | - | - | - | - | - | 17 | 11 | - | - | - | - | - | - | - | - | - | - | 7 | 9 | |
| | Lighting Switch 燈掣 | | - | - | - | - | - | - | - | - | - | - | - | 1 | - | - | - | - | - | - | - | - | - | - | - | - | 2 | |
| | Weatherproof Lighting Switch 防水燈掣 | | - | - | - | - | - | - | - | - | - | - | - | - | 2 | - | - | - | - | - | - | - | - | - | - | 2 | - | |
| Garden 花園 | 13A Weatherproof Socket Outlet 13A 防水電插座 | | 1 | 1 | 2 | 2 | - | - | - | - | - | - | - | - | - | 2 | 2 | 2 | 2 | - | - | - | - | - | - | - | - | |
| | Lighting Point 燈位 | | 2 | 2 | 2 | 2 | - | - | - | - | - | - | - | - | - | 2 | 2 | 2 | 2 | - | - | - | - | - | - | - | - | |
| Balcony 露台 | Lighting Point 燈位 | | - | - | - | - | 1 | 1 | 1 | 1 | 1 | 1 | 1 | 1 | 1 | - | - | - | - | 1 | 1 | 1 | 1 | 2 | 1 | 1 | 1 | |
| Utility platform 工作平台 | Lighting Point 燈位 | | - | - | - | - | 1 | 1 | 1 | 1 | 1 | 1 | 1 | 1 | 1 | - | - | - | - | 1 | 1 | 1 | 1 | 1 | 1 | 1 | 1 | |

Notes:

- "1, 2," as shown in the above table denotes the quantity of such provision(s) provided in the residential unit.
- The symbol "-" as shown in the above table denotes "not provided" or "not applicable".
- The quantity of the lighting switch(es) shown in the schedule denotes the quantity of switch faceplates(s).

備註:

- 上表 "1, 2," 代表此設備於該住宅單位內提供的裝置數量。
- 上表 "-" 代表不提供或不適用。
- 說明表所顯示的燈掣數量是表示燈掣面板的數量。

FITTINGS, FINISHES AND APPLIANCES
裝置、裝修物料及設備

Schedule of Mechanical & Electrical Provisions of Residential Units
住宅單位機電裝置數量說明表

| Location 位置 | Description 描述 | | Tower 11 第11座 | | | | | | | | | | Tower 12 第12座 | | | | | | | | | | | | | |
|--|---|--|--------------------------|---|---|----------------------|---|---|-----------|---|---|-----------|------------------|---|---|-----------|---|---|----------------------|---|---|-----------|----|---|-----------|---|
| | | | G/F 地下 | | | 1/F - 2/F 1樓 - 2樓 | | | 3/F 3樓 | | | 5/F 5樓 | | | | G/F 地下 | | | 1/F - 2/F 1樓 - 2樓 | | | 3/F 3樓 | | | 5/F 5樓 | |
| | Exposed Type 外露型 | | Non-Exposed Type 非外露型 | | A | B | C | A | B | C | A | B | C | A | B | C | A | B | C | A | B | C | A | B | C | A |
| Living Room / Dining Room / Corridor 客廳 / 飯廳 / 走廊 | 13A Single Socket Outlet 13A 單位電插座 | | - | - | - | - | - | - | - | - | - | - | - | - | - | - | - | - | - | - | - | - | - | - | - | |
| | 13A Twin Socket Outlet 13A 雙位電插座 | | 4 | 4 | 4 | 4 | 4 | 4 | 4 | 4 | 4 | 4 | 7 | 6 | 4 | 4 | 4 | 4 | 4 | 4 | 4 | 4 | 4 | 4 | 7 | |
| | TV / FM Outlet 電視 / 電台天線插座 | | 2 | 2 | 2 | 2 | 2 | 2 | 2 | 2 | 2 | 2 | 2 | 2 | 2 | 2 | 2 | 2 | 2 | 2 | 2 | 2 | 2 | 2 | 2 | |
| | Telephone Outlet 電話插座 | | 2 | 2 | 2 | 2 | 2 | 2 | 2 | 2 | 2 | 2 | 2 | 2 | 2 | 2 | 2 | 2 | 2 | 2 | 2 | 2 | 2 | 2 | 2 | |
| | Data Point 網路位 | | 2 | 2 | 2 | 2 | 2 | 2 | 2 | 2 | 2 | 2 | 2 | 2 | 2 | 2 | 2 | 2 | 2 | 2 | 2 | 2 | 2 | 2 | 2 | |
| | Fused Spur Unit (Air Conditioner) 接線蘇(冷氣機) | | 2 | 2 | 2 | 2 | 2 | 2 | 2 | 2 | 2 | - | - | 2 | 2 | 2 | 2 | 2 | 2 | 2 | 2 | 1 | - | - | - | |
| | Fused Spur Unit (Air Conditioner) 接線蘇(冷氣機) | | - | - | - | - | - | - | - | - | - | 3 | 2 | - | - | - | - | - | - | - | - | 1 | 3 | - | - | |
| | Double Pole Switch (Ventilation Fan) 開關掣(抽氣扇) | | 1 | 1 | 2 | 1 | 1 | 2 | 1 | 1 | 2 | 2 | 2 | 1 | 1 | 2 | 1 | 1 | 2 | 1 | 1 | 2 | 2 | 2 | 2 | |
| | Double Pole Switch (Electric Water Heater) 開關掣(電熱水爐) | | 1 | 1 | 2 | 1 | 1 | 2 | 1 | 1 | 2 | 2 | 2 | 1 | 1 | 2 | 1 | 1 | 2 | 1 | 1 | 2 | 2 | 2 | 2 | |
| | Air Conditioner Thermostat 冷氣機溫度調節器 | | - | - | - | - | - | - | - | - | - | 1 | - | - | - | - | - | - | - | - | - | 1 | 1 | - | - | |
| | Video Door Phone 視像對講機 | | 1 | 1 | 1 | 1 | 1 | 1 | 1 | 1 | 1 | 1 | 1 | 1 | 1 | 1 | 1 | 1 | 1 | 1 | 1 | 1 | 1 | 1 | 1 | |
| | Lighting Point 燈位 | | 6 | 2 | 6 | 2 | 2 | 6 | 5 | 2 | 9 | 18 | 16 | 2 | 2 | 6 | 2 | 2 | 6 | 2 | 2 | 8 | 19 | - | - | |
| | Lighting Switch 燈掣 | | 4 | 4 | 6 | 4 | 4 | 5 | 4 | 4 | 5 | 6 | 7 | 5 | 4 | 5 | 4 | 4 | 6 | 4 | 4 | 6 | 9 | - | - | |
| | Smoke Detector with Sounder Base 煙霧偵測器配置聲響警報基座 | | 1 | 1 | - | 1 | 1 | 1 | 1 | 1 | 1 | 1 | - | 1 | 1 | - | 1 | 1 | 1 | 1 | 1 | 1 | 1 | 1 | 1 | |

Notes:

- “1, 2,” as shown in the above table denotes the quantity of such provision(s) provided in the residential unit.
- The symbol “-” as shown in the above table denotes “not provided” or “not applicable”.
- The quantity of the lighting switch(es) shown in the schedule denotes the quantity of switch faceplates(s).

備註:

- 上表 “1, 2,” 代表此設備於該住宅單位內提供的裝置數量。
- 上表 “-” 代表不提供或不適用。
- 說明表所顯示的燈掣數量是表示燈掣面板的數量。

Schedule of Mechanical & Electrical Provisions of Residential Units
住宅單位機電裝置數量說明表

| Location 位置 | Description 描述 | | Tower 11 第11座 | | | | | | | | | | Tower 12 第12座 | | | | | | | | | | | | | |
|-------------------------------|--|--|--------------------------|---|---|----------------------|---|---|-----------|---|---|-----------|------------------|---|---|-----------|---|---|----------------------|---|---|-----------|---|---|-----------|--|
| | | | G/F 地下 | | | 1/F - 2/F 1樓 - 2樓 | | | 3/F 3樓 | | | 5/F 5樓 | | | | G/F 地下 | | | 1/F - 2/F 1樓 - 2樓 | | | 3/F 3樓 | | | 5/F 5樓 | |
| | Exposed Type 外露型 | | Non-Exposed Type 非外露型 | | A | B | C | A | B | C | A | B | C | A | B | A | B | C | A | B | C | A | B | C | A | |
| Private lift lobby 私人升降機大堂 | 13A Single Socket Outlet 13A 單位電插座 | | 1 | 1 | 1 | 1 | 1 | 1 | 1 | 1 | 1 | 1 | 1 | 1 | 1 | 1 | 1 | 1 | 1 | 1 | 1 | 1 | 1 | 1 | | |
| | Motion Sensor 運動傳感器 | | 1 | 1 | 1 | 1 | 1 | 1 | 1 | 1 | 1 | 1 | 1 | 1 | 1 | 1 | 1 | 1 | 1 | 1 | 1 | 1 | 1 | 1 | | |
| | Lighting Point 燈位 | | 6 | 6 | 6 | 6 | 6 | 6 | 6 | 6 | 6 | 6 | 6 | 6 | 6 | 6 | 6 | 6 | 6 | 6 | 6 | 6 | 6 | 6 | | |
| | Door Bell Push Button 門鐘襟手掣 | | 1 | 1 | 1 | 1 | 1 | 1 | 1 | 1 | 1 | 1 | 1 | 1 | 1 | 1 | 1 | 1 | 1 | 1 | 1 | 1 | 1 | 1 | | |
| | Smoke Detector 煙霧偵測器 | | 1 | 1 | 1 | 1 | 1 | 1 | 1 | 1 | 1 | 1 | 1 | 1 | 1 | 1 | 1 | 1 | 1 | 1 | 1 | 1 | 1 | 1 | | |
| | Smoke Detector with Sounder Base 煙霧偵測器配置聲響警報基座 | | 1 | 1 | - | 1 | 1 | 1 | 1 | 1 | 1 | 1 | - | 1 | 1 | - | 1 | 1 | 1 | 1 | 1 | 1 | 1 | 1 | | |
| | | Alarm Bell 警鐘 | | 1 | 1 | 1 | 1 | 1 | 1 | 1 | 1 | 1 | 1 | 1 | 1 | 1 | 1 | 1 | 1 | 1 | 1 | 1 | 1 | 1 | | |
| Open kitchen 開放式廚房 | 13A Single Socket Outlet 13A 單位電插座 | | - | - | - | - | - | - | - | - | - | - | - | - | - | - | - | - | - | - | - | - | - | | | |
| | 13A Twin Socket Outlet 13A 雙位電插座 | | 2 | 2 | - | 2 | 2 | 3 | 2 | 2 | 3 | 2 | - | 2 | 2 | - | 2 | 2 | - | 2 | 2 | 3 | 3 | | | |
| | | 13A Single Socket Outlet 13A 單位電插座 | | - | - | - | - | - | - | - | - | 1 | - | - | - | - | - | - | - | - | - | - | - | 1 | | |
| | | 13A Single Socket Outlet (Refrigerator) 13A 單位電插座(雪櫃) | | 2 | 2 | - | 2 | 2 | 2 | 2 | 2 | 2 | - | 2 | 2 | - | 2 | 2 | - | 2 | 2 | - | 2 | 2 | | |
| | | 13A Single Socket Outlet (Dishwasher) 13A 單位電插座(洗碗碟機) | | 1 | 1 | - | 1 | 1 | 1 | 1 | 1 | 1 | - | 1 | 1 | - | 1 | 1 | 1 | 1 | 1 | 1 | 1 | 1 | | |
| | | 13A Single Socket Outlet (Washer Dryer) 13A 單位電插座(洗衣乾衣機) | | - | 1 | - | - | 1 | - | - | 1 | - | - | - | - | 1 | - | - | 1 | - | - | 1 | - | - | | |
| | | 13A Single Socket Outlet (Wine Cellar) 13A 單位電插座(酒櫃) | | 1 | 1 | - | 1 | 1 | 1 | 1 | 1 | - | - | 1 | 1 | - | 1 | 1 | - | 1 | 1 | 1 | 1 | - | | |
| | | 13A Single Socket Outlet (Steamer) 13A 單位電插座(蒸爐) | | 1 | 1 | - | 1 | 1 | 1 | 1 | 1 | 1 | - | 1 | 1 | - | 1 | 1 | - | 1 | 1 | 1 | 1 | 1 | | |
| | | 13A Single Socket Outlet (Cooker Hood) 13A 單位電插座(抽油煙機) | | 1 | 1 | - | 1 | 1 | 1 | 1 | 1 | 1 | - | 1 | 1 | - | 1 | 1 | - | 1 | 1 | 1 | 1 | 1 | | |

Notes:

- "1, 2," as shown in the above table denotes the quantity of such provision(s) provided in the residential unit.
- The symbol "-" as shown in the above table denotes "not provided" or "not applicable".
- The quantity of the lighting switch(es) shown in the schedule denotes the quantity of switch faceplates(s).

備註:

- 上表 "1, 2," 代表此設備於該住宅單位內提供的裝置數量。
- 上表 "-" 代表不提供或不適用。
- 說明表所顯示的燈掣數量是表示燈掣面板的數量。

FITTINGS, FINISHES AND APPLIANCES
裝置、裝修物料及設備

Schedule of Mechanical & Electrical Provisions of Residential Units
住宅單位機電裝置數量說明表

| Location 位置 | Description 描述 | | Tower 11 第11座 | | | | | | | | | | Tower 12 第12座 | | | | | | | | | | | | | | |
|-----------------------|---------------------|---|------------------|---|---|----------------------|---|---|-----------|---|---|-----------|------------------|---|---|-----------|---|---|----------------------|---|---|-----------|---|---|-----------|---|---|
| | | | G/F 地下 | | | 1/F - 2/F 1樓 - 2樓 | | | 3/F 3樓 | | | 5/F 5樓 | | | | G/F 地下 | | | 1/F - 2/F 1樓 - 2樓 | | | 3/F 3樓 | | | 5/F 5樓 | | |
| | Exposed Type 外露型 | Non-Exposed Type 非外露型 | A | B | C | A | B | C | A | B | C | A | B | C | A | B | C | A | B | C | A | B | C | A | B | C | A |
| Open kitchen 開放式廚房 | | 13A Single Socket Outlet (Gas Cooker) 13A 單位電插座(煤氣爐) | 2 | 2 | - | 2 | 2 | 2 | 2 | 2 | 2 | 2 | - | 2 | 2 | - | 2 | 2 | 2 | 2 | 2 | 2 | 2 | 2 | 2 | 2 | 2 |
| | | Fused Spur Unit (Cabinet Light) 接線蘇(櫃燈) | 1 | 1 | - | 1 | 1 | 1 | 1 | 1 | 1 | 2 | - | 1 | 1 | - | 1 | 1 | 1 | 1 | 1 | 1 | 1 | 1 | 1 | 2 | |
| | | Fused Spur Unit (Cabinet Automatic Door) 接線蘇(櫃自動門) | 1 | 1 | - | 1 | 1 | 1 | 1 | 1 | 1 | 2 | - | 1 | 1 | - | 1 | 1 | 1 | 1 | 1 | 1 | 1 | 1 | 1 | 2 | |
| | | Fused Spur Unit (Ventilation Fan) 接線蘇(抽氣扇) | 1 | 1 | - | 1 | 1 | 1 | 1 | 1 | 1 | 1 | - | 1 | 1 | - | 1 | 1 | 1 | 1 | 1 | 1 | 1 | 1 | 1 | 1 | |
| | | Fused Spur Unit (Door Bell) 接線蘇(門鐘) | 1 | 1 | - | 1 | 1 | 1 | 1 | 1 | 1 | 1 | - | 1 | 1 | - | 1 | 1 | 1 | 1 | 1 | 1 | 1 | 1 | 1 | 1 | |
| | | Fused Spur Unit (Gas Water Heater) 接線蘇(煤氣熱水爐) | 1 | - | - | 1 | - | - | 1 | - | - | - | - | 1 | - | - | 1 | - | 1 | 1 | - | 1 | - | | | | |
| | | Fused Spur Unit (Air Conditioner) 接線蘇(冷氣機) | 1 | 1 | - | 1 | 1 | 1 | 1 | 1 | 1 | 1 | - | 1 | 1 | - | 1 | 1 | 1 | 1 | 1 | 1 | 1 | 1 | 1 | 1 | |
| | | Connection Unit (Oven) 接線蘇(焗爐) | 1 | 1 | - | 1 | 1 | 1 | 1 | 1 | 1 | 1 | - | 1 | 1 | - | 1 | 1 | 1 | 1 | 1 | 1 | 1 | 1 | 1 | 1 | |
| | | Connection Unit (Induction Type Hob) 接線蘇(電磁爐) | 1 | 1 | - | 1 | 1 | 1 | 1 | 1 | 1 | 1 | - | 1 | 1 | - | 1 | 1 | 1 | 1 | 1 | 1 | 1 | 1 | 1 | 1 | |
| | | Double Pole Switch (Oven) 開關掣(焗爐) | 1 | 1 | - | 1 | 1 | 1 | 1 | 1 | 1 | 1 | - | 1 | 1 | - | 1 | 1 | 1 | 1 | 1 | 1 | 1 | 1 | 1 | 1 | |
| | | Double Pole Switch (Induction Type Hob) 開關掣(電磁爐) | 1 | 1 | - | 1 | 1 | 1 | 1 | 1 | 1 | 1 | - | 1 | 1 | - | 1 | 1 | 1 | 1 | 1 | 1 | 1 | 1 | 1 | 1 | |
| | | Double Pole Switch (Ventilation Fan) 開關掣(抽氣扇) | 1 | 1 | - | 1 | 1 | 1 | 1 | 1 | 1 | 1 | - | 1 | 1 | - | 1 | 1 | 1 | 1 | 1 | 1 | 1 | 1 | 1 | 1 | |
| | | Double Pole Switch (Electric Water Heater) 開關掣(電熱水爐) | - | 1 | - | - | 1 | 1 | - | 1 | 1 | - | - | 1 | - | - | 1 | - | 1 | 1 | - | 1 | - | | | | |
| | | Isolating Switch (Electric Water Heater) 開關掣(電熱水爐) | - | 1 | - | - | 1 | 1 | - | 1 | 1 | - | - | 1 | - | - | 1 | - | 1 | 1 | - | 1 | - | | | | |
| | | Air Conditioner Thermostat 冷氣機溫度調節器 | 1 | 1 | 1 | 1 | 1 | 1 | 1 | 1 | 1 | 1 | - | 1 | 1 | 1 | 1 | 1 | 1 | 1 | 1 | 1 | 1 | 1 | 1 | 1 | |
| | | Gas Water Heater Temperature Switch 煤氣熱水爐溫度掣 | 1 | - | - | 1 | - | - | 1 | - | - | - | - | - | 1 | - | - | 1 | - | - | 1 | - | - | | | | |

Notes:

- "1, 2," as shown in the above table denotes the quantity of such provision(s) provided in the residential unit.
- The symbol "-" as shown in the above table denotes "not provided" or "not applicable".
- The quantity of the lighting switch(es) shown in the schedule denotes the quantity of switch faceplates(s).

備註:

- 上表 "1, 2," 代表此設備於該住宅單位內提供的裝置數量。
- 上表 "-" 代表不提供或不適用。
- 說明表所顯示的燈掣數量是表示燈掣面板的數量。

Schedule of Mechanical & Electrical Provisions of Residential Units
住宅單位機電裝置數量說明表

| Location 位置 | Description 描述 | | Tower 11 第11座 | | | | | | | | | | Tower 12 第12座 | | | | | | | | | | | | | | | | |
|-----------------------|---------------------|---|--------------------------|----|---|----------------------|----|----|-----------|----|----|-----------|------------------|---|---|-----------|---|----|----------------------|---|----|-----------|---|---|-----------|---|---|---|---|
| | | | G/F 地下 | | | 1/F - 2/F 1樓 - 2樓 | | | 3/F 3樓 | | | 5/F 5樓 | | | | G/F 地下 | | | 1/F - 2/F 1樓 - 2樓 | | | 3/F 3樓 | | | 5/F 5樓 | | | | |
| | Exposed Type 外露型 | | Non-Exposed Type 非外露型 | | A | B | C | A | B | C | A | B | C | A | B | C | A | B | C | A | B | C | A | B | C | A | B | C | |
| Open kitchen 開放式廚房 | | Door Bell 門鐘 | 1 | 1 | - | 1 | 1 | 1 | 1 | 1 | 1 | 1 | 1 | 1 | - | 1 | 1 | - | 1 | 1 | 1 | 1 | 1 | 1 | 1 | 1 | 1 | 1 | 1 |
| | | Washing Machine Connection Point (Water Inlet & Outlet) 洗衣機接駁點(來水及去水) | - | 1 | - | - | 1 | - | - | 1 | - | - | - | - | - | 1 | - | - | 1 | - | - | 1 | - | - | 1 | - | - | - | - |
| | | Dishwasher Connection Point (Water Inlet & Outlet) 洗碗碟機接駁點(來水及去水) | 1 | 1 | - | 1 | 1 | 1 | 1 | 1 | 1 | 1 | 1 | 1 | - | 1 | 1 | - | 1 | 1 | 1 | 1 | 1 | 1 | 1 | 1 | 1 | 1 | 1 |
| | | Lighting Point 燈位 | 11 | 12 | - | 9 | 11 | 13 | 11 | 11 | 12 | 12 | - | 8 | 9 | - | 9 | 12 | 9 | 7 | 12 | 9 | 1 | | | | | | |
| | | Lighting Switch 燈掣 | 2 | 2 | - | 2 | 2 | 1 | 2 | 2 | 1 | 2 | - | 2 | 2 | - | 2 | 2 | 2 | 2 | 2 | 2 | 2 | 2 | 2 | 2 | 2 | 2 | 2 |
| | | Sprinkler Head 消防花灑頭 | 2 | 2 | - | 2 | 2 | 2 | 2 | 2 | 2 | 2 | - | 2 | 2 | - | 2 | 2 | 2 | 2 | 2 | 2 | 2 | 2 | 2 | 2 | 2 | 2 | 3 |
| Kitchen 廚房 | | 13A Twin Socket Outlet 13A 雙位電插座 | - | - | 3 | - | - | - | - | - | - | - | 4 | - | - | 3 | - | - | - | - | - | - | - | - | - | - | - | - | |
| | | 13A Single Socket Outlet (Refrigerator) 13A 單位電插座(雪櫃) | - | - | 2 | - | - | - | - | - | - | - | 2 | - | - | 2 | - | - | - | - | - | - | - | - | - | - | - | - | |
| | | 13A Single Socket Outlet (Dishwasher) 13A 單位電插座(洗碗碟機) | - | - | 1 | - | - | - | - | - | - | - | 1 | - | - | 1 | - | - | - | - | - | - | - | - | - | - | - | - | |
| | | 13A Single Socket Outlet (Wine Cellar) 13A 單位電插座(酒櫃) | - | - | 1 | - | - | - | - | - | - | - | 1 | - | - | 1 | - | - | - | - | - | - | - | - | - | - | - | - | |
| | | 13A Single Socket Outlet (Steamer) 13A 單位電插座(蒸爐) | - | - | 1 | - | - | - | - | - | - | - | 1 | - | - | 1 | - | - | - | - | - | - | - | - | - | - | - | - | |
| | | 13A Single Socket Outlet (Cooker Hood) 13A 單位電插座(抽油煙機) | - | - | 1 | - | - | - | - | - | - | - | 1 | - | - | 1 | - | - | - | - | - | - | - | - | - | - | - | - | |
| | | 13A Single Socket Outlet (Gas Cooker) 13A 單位電插座(煤氣爐) | - | - | 2 | - | - | - | - | - | - | - | 2 | - | - | 2 | - | - | - | - | - | - | - | - | - | - | - | - | |
| | | Fused Spur Unit (Cabinet Light) 接線蘇(櫃燈) | - | - | 1 | - | - | - | - | - | - | - | 2 | - | - | 1 | - | - | - | - | - | - | - | - | - | - | - | - | |
| | | Fused Spur Unit (Cabinet Automatic Door) 接線蘇(櫃自動門) | - | - | 1 | - | - | - | - | - | - | - | 2 | - | - | 1 | - | - | - | - | - | - | - | - | - | - | - | - | |
| | | Fused Spur Unit (Ventilation Fan) 接線蘇(抽氣扇) | - | - | 1 | - | - | - | - | - | - | - | 1 | - | - | 1 | - | - | - | - | - | - | - | - | - | - | - | - | |
| | | Fused Spur Unit (Door Bell) 接線蘇(門鐘) | - | - | 1 | - | - | - | - | - | - | - | 1 | - | - | 1 | - | - | - | - | - | - | - | - | - | - | - | - | |
| | | Fused Spur Unit (Gas Water Heater) 接線蘇(煤氣熱水爐) | - | - | - | - | - | - | - | - | - | - | - | - | - | - | - | - | - | - | - | - | - | - | - | - | - | - | |

Notes:

- "1, 2," as shown in the above table denotes the quantity of such provision(s) provided in the residential unit.
- The symbol "-" as shown in the above table denotes "not provided" or "not applicable".
- The quantity of the lighting switch(es) shown in the schedule denotes the quantity of switch faceplates(s).

備註:

- 上表 "1, 2," 代表此設備於該住宅單位內提供的裝置數量。
- 上表 "-" 代表不提供或不適用。
- 說明表所顯示的燈掣數量是表示燈掣面板的數量。

FITTINGS, FINISHES AND APPLIANCES
裝置、裝修物料及設備

Schedule of Mechanical & Electrical Provisions of Residential Units
住宅單位機電裝置數量說明表

| Location 位置 | Description 描述 | | Tower 11 第11座 | | | | | | | | | | Tower 12 第12座 | | | | | | | | | | | | | | | |
|----------------|---------------------|--|------------------|---|----|----------------------|---|---|-----------|---|---|-----------|------------------|---|----|-----------|---|----|----------------------|---|---|-----------|---|---|-----------|---|---|---|
| | | | G/F 地下 | | | 1/F - 2/F 1樓 - 2樓 | | | 3/F 3樓 | | | 5/F 5樓 | | | | G/F 地下 | | | 1/F - 2/F 1樓 - 2樓 | | | 3/F 3樓 | | | 5/F 5樓 | | | |
| | Exposed Type 外露型 | Non-Exposed Type 非外露型 | A | B | C | A | B | C | A | B | C | A | B | C | A | B | C | A | B | C | A | B | C | A | B | C | A | |
| Kitchen 廚房 | | Fused Spur Unit (Air Conditioner) 接線蘇(冷氣機) | - | - | 1 | - | - | - | - | - | - | - | - | - | 1 | - | - | 1 | - | - | - | - | - | - | - | - | - | - |
| | | Connection Unit (Oven) 接線蘇(焗爐) | - | - | 1 | - | - | - | - | - | - | - | - | - | 1 | - | - | 1 | - | - | - | - | - | - | - | - | - | - |
| | | Connection Unit (Induction Type Hob) 接線蘇(電磁爐) | - | - | 1 | - | - | - | - | - | - | - | - | - | 1 | - | - | 1 | - | - | - | - | - | - | - | - | - | - |
| | | Double Pole Switch (Oven) 開關掣(焗爐) | - | - | 1 | - | - | - | - | - | - | - | - | - | 1 | - | - | 1 | - | - | - | - | - | - | - | - | - | - |
| | | Double Pole Switch (Induction Type Hob) 開關掣(電磁爐) | - | - | 1 | - | - | - | - | - | - | - | - | - | 1 | - | - | 1 | - | - | - | - | - | - | - | - | - | - |
| | | Double Pole Switch (Ventilation Fan) 開關掣(抽氣扇) | - | - | 1 | - | - | - | - | - | - | - | - | - | 1 | - | - | 1 | - | - | - | - | - | - | - | - | - | - |
| | | Double Pole Switch (Electric Water Heater) 開關掣(電熱水爐) | - | - | 1 | - | - | - | - | - | - | - | - | - | 1 | - | - | 1 | - | - | - | - | - | - | - | - | - | - |
| | | Isolating Switch (Electric Water Heater) 開關掣(電熱水爐) | - | - | 1 | - | - | - | - | - | - | - | - | - | 1 | - | - | 1 | - | - | - | - | - | - | - | - | - | - |
| | | Air Conditioner Thermostat 冷氣機溫度調節器 | - | - | 1 | - | - | - | - | - | - | - | - | - | 1 | - | - | 1 | - | - | - | - | - | - | - | - | - | - |
| | | Door Bell 門鐘 | - | - | 1 | - | - | - | - | - | - | - | - | - | 1 | - | - | 1 | - | - | - | - | - | - | - | - | - | - |
| | | Dishwasher Connection Point (Water Inlet & Outlet) 洗碗碟機接駁點(來水及去水) | - | - | 1 | - | - | - | - | - | - | - | - | - | 1 | - | - | 1 | - | - | - | - | - | - | - | - | - | - |
| | | Lighting Point 燈位 | - | - | 11 | - | - | - | - | - | - | - | - | - | 17 | - | - | 11 | - | - | - | - | - | - | - | - | - | - |
| | | Lighting Switch 燈掣 | - | - | - | - | - | - | - | - | - | - | - | - | 5 | - | - | 1 | - | - | - | - | - | - | - | - | - | - |

Notes:

- "1, 2," as shown in the above table denotes the quantity of such provision(s) provided in the residential unit.
- The symbol "-" as shown in the above table denotes "not provided" or "not applicable".
- The quantity of the lighting switch(es) shown in the schedule denotes the quantity of switch faceplates(s).

備註:

- 上表 "1, 2," 代表此設備於該住宅單位內提供的裝置數量。
- 上表 "-" 代表不提供或不適用。
- 說明表所顯示的燈掣數量是表示燈掣面板的數量。

Schedule of Mechanical & Electrical Provisions of Residential Units
住宅單位機電裝置數量說明表

| Location 位置 | Description 描述 | | Tower 11 第11座 | | | | | | | | | | Tower 12 第12座 | | | | | | | | | | | | | | | |
|--|---|---|--------------------------|---|---|----------------------|---|---|-----------|---|---|-----------|------------------|---|---|-----------|---|---|----------------------|---|---|-----------|---|---|-----------|---|---|---|
| | | | G/F 地下 | | | 1/F - 2/F 1樓 - 2樓 | | | 3/F 3樓 | | | 5/F 5樓 | | | | G/F 地下 | | | 1/F - 2/F 1樓 - 2樓 | | | 3/F 3樓 | | | 5/F 5樓 | | | |
| | Exposed Type 外露型 | | Non-Exposed Type 非外露型 | | A | B | C | A | B | C | A | B | C | A | B | C | A | B | C | A | B | C | A | B | C | A | B | C |
| Utility room / Area outside utility room 工作間 / 工作間對出 之空間 | 13A Single Socket Outlet 13A 單位電插座 | | 1 | 1 | 1 | 1 | 1 | 1 | 1 | 1 | 1 | 1 | 1 | 1 | 1 | 1 | 1 | 1 | 1 | 1 | 1 | 1 | 1 | 1 | 1 | 1 | 1 | |
| | 13A Single Socket Outlet 13A 單位電插座 | | 2 | 2 | 2 | 2 | 2 | 2 | 2 | 2 | 2 | 2 | 2 | 2 | 2 | 2 | 2 | 2 | 2 | 2 | 2 | 2 | 2 | 2 | 2 | 2 | 2 | 2 |
| | 13A Twin Socket Outlet 13A 雙位電插座 | | 1 | 1 | 1 | 1 | 1 | 1 | 1 | 1 | 1 | 1 | 1 | 1 | 1 | 1 | 1 | 1 | 1 | 1 | 1 | 1 | 1 | 1 | 1 | 1 | 1 | 1 |
| | 13A Single Socket Outlet (Washer Dryer) 13A 單位電插座(洗衣乾衣機) | | 1 | 1 | - | 1 | 1 | - | 1 | 1 | - | - | - | 1 | - | - | 1 | - | - | 1 | - | - | - | - | - | - | - | - |
| | 13A Single Socket Outlet (Washer) 13A 單位電插座(洗衣機) | | - | - | - | - | - | - | - | - | - | 1 | 1 | - | - | - | - | - | - | - | - | - | - | - | - | - | - | 1 |
| | 13A Single Socket Outlet (Dryer) 13A 單位電插座(乾衣機) | | - | - | - | - | - | - | - | - | - | 1 | 1 | - | - | - | - | - | - | - | - | - | - | - | - | - | - | 1 |
| | Fused Spur Unit (Air Conditioner) 接線蘇(冷氣機) | | 1 | 1 | 1 | 1 | 1 | 1 | 1 | 1 | 1 | 1 | 1 | 1 | 1 | 1 | 1 | 1 | 1 | 1 | 1 | 1 | 1 | 1 | 1 | 1 | 1 | 1 |
| | Fused Spur Unit (Air Conditioner Centralize Remote Controller) 接線蘇(冷氣機中央控制面板) | | 1 | 1 | 1 | 1 | 1 | 1 | 1 | 1 | 1 | 1 | 1 | 1 | 1 | 1 | 1 | 1 | 1 | 1 | 1 | 1 | 1 | 1 | 1 | 1 | 1 | 1 |
| | Data point 網路位 | | 1 | 1 | 1 | 1 | 1 | 1 | 1 | 1 | 1 | 1 | 1 | 1 | 1 | 1 | 1 | 1 | 1 | 1 | 1 | 1 | 1 | 1 | 1 | 1 | 1 | 1 |
| | Air Conditioner Centralize Remote Controller 冷氣機中央控制面板 | | 1 | 1 | 1 | 1 | 1 | 1 | 1 | 1 | 1 | 1 | 1 | 1 | 1 | 1 | 1 | 1 | 1 | 1 | 1 | 1 | 1 | 1 | 1 | 1 | 1 | 1 |
| | Double Pole Switch (Ventilation Fan) 開關掣(抽氣扇) | | 1 | 1 | 1 | 1 | 1 | 1 | 1 | 1 | 1 | 1 | 1 | 1 | 1 | 1 | 1 | 1 | 1 | 1 | 1 | 1 | 1 | 1 | 1 | 1 | 1 | 1 |
| | Double Pole Switch (Electric Water Heater) 開關掣(電熱水爐) | | - | 1 | - | - | 1 | 1 | - | 1 | - | 1 | 1 | 1 | - | 1 | 1 | - | 1 | 1 | - | 1 | 1 | - | 1 | 1 | 1 | |
| | Air Conditioner Thermostat 冷氣機溫度調節器 | | 1 | 1 | 1 | 1 | 1 | 1 | 1 | 1 | 1 | 1 | 1 | 1 | 1 | 1 | 1 | 1 | 1 | 1 | 1 | 1 | 1 | 1 | 1 | 1 | 1 | 1 |
| | Washing Machine Connection Point (Water Inlet & Outlet) 洗衣機接駁點(來水及去水) | | 1 | - | 1 | 1 | - | 1 | 1 | - | 1 | 1 | 1 | 1 | - | - | 1 | - | - | 1 | - | - | - | - | - | - | 1 | |
| | Gas Water Heater Temperature Switch 煤氣熱水爐溫度掣 | | 1 | - | 1 | 1 | - | - | 1 | - | 1 | - | - | - | - | - | - | - | - | - | - | - | - | - | - | 1 | - | - |
| | Lighting Point 燈位 | | 3 | 2 | 2 | 2 | 2 | 2 | 2 | 2 | 2 | 2 | 4 | 4 | 3 | 3 | 2 | 2 | 2 | 2 | 2 | 2 | 2 | 2 | 2 | 2 | 2 | 2 |
| Lighting Switch 燈掣 | | 3 | 3 | 3 | 3 | 3 | 3 | 3 | 3 | 3 | 3 | 3 | 3 | 3 | 3 | 3 | 3 | 3 | 3 | 3 | 3 | 3 | 3 | 3 | 3 | 3 | 3 | |
| Lighting Switch 燈掣 | | 1 | 1 | 1 | 1 | 1 | 1 | 1 | 1 | 1 | 1 | 1 | 1 | 1 | 1 | 1 | 1 | 1 | 1 | 1 | 1 | 1 | 1 | 1 | 1 | 1 | 1 | |
| Distribution Board 配電箱 | | 1 | 1 | 1 | 1 | 1 | 1 | 1 | 1 | 1 | 1 | 1 | 1 | 1 | 1 | 1 | 1 | 1 | 1 | 1 | 1 | 1 | 1 | 1 | 1 | 1 | 1 | |

- Notes:
- "1, 2," as shown in the above table denotes the quantity of such provision(s) provided in the residential unit.
 - The symbol "-" as shown in the above table denotes "not provided" or "not applicable".
 - The quantity of the lighting switch(es) shown in the schedule denotes the quantity of switch faceplates(s).

- 備註:
- 上表 "1, 2," 代表此設備於該住宅單位內提供的裝置數量。
 - 上表 "-" 代表不提供或不適用。
 - 說明表所顯示的燈掣數量是表示燈掣面板的數量。

FITTINGS, FINISHES AND APPLIANCES
裝置、裝修物料及設備

Schedule of Mechanical & Electrical Provisions of Residential Units
住宅單位機電裝置數量說明表

| Location 位置 | Description 描述 | | Tower 11 第11座 | | | | | | | | | | Tower 12 第12座 | | | | | | | | | | |
|--|---|---|--------------------------|---|---|----------------------|---|---|-----------|---|---|-----------|------------------|-----------|---|---|----------------------|---|---|-----------|---|---|-----------|
| | | | G/F 地下 | | | 1/F - 2/F 1樓 - 2樓 | | | 3/F 3樓 | | | 5/F 5樓 | | G/F 地下 | | | 1/F - 2/F 1樓 - 2樓 | | | 3/F 3樓 | | | 5/F 5樓 |
| | Exposed Type 外露型 | | Non-Exposed Type 非外露型 | | A | B | C | A | B | C | A | B | C | A | B | A | B | C | A | B | C | A | |
| Master bedroom (including dressing room if applicable) 主人睡房 (包括衣帽間如適用) | 13A Single Socket Outlet 13A 單位電插座 | | 3 | 3 | 3 | 3 | 3 | 3 | 3 | 3 | 3 | 3 | 3 | 5 | 2 | 2 | 5 | 2 | 2 | 5 | 2 | 2 | 3 |
| | 13A Twin Socket Outlet 13A 雙位電插座 | | 1 | 1 | 1 | 1 | 1 | 1 | 1 | 1 | 1 | 2 | 3 | 1 | 1 | 1 | 1 | 1 | 1 | 1 | 1 | 1 | 3 |
| | TV / FM Outlet 電視 / 電台天線插座 | | 1 | 1 | 1 | 1 | 1 | 1 | 1 | 1 | 1 | 1 | 1 | 1 | 1 | 1 | 1 | 1 | 1 | 1 | 1 | 1 | 1 |
| | Data Point 網路位 | | 1 | 1 | 1 | 1 | 1 | 1 | 1 | 1 | 1 | 1 | 1 | 1 | 1 | 1 | 1 | 1 | 1 | 1 | 1 | 1 | 1 |
| | Fused Spur Unit (Air Conditioner) 接線蘇(冷氣機) | | 1 | 1 | 1 | 1 | 1 | 1 | 1 | 1 | 1 | 2 | 2 | 1 | 1 | 1 | 1 | 1 | 1 | - | - | - | 2 |
| | | Fused Spur Unit (Air Conditioner) 接線蘇(冷氣機) | - | - | - | - | - | - | - | - | - | 1 | 1 | - | - | - | - | - | - | - | 1 | 1 | 1 |
| | Air Conditioner Thermostat 冷氣機溫度調節器 | | - | - | - | - | - | - | - | 1 | 1 | 1 | 1 | - | - | - | - | - | - | - | 1 | 1 | 1 |
| | Double Pole Switch (Electric Water Heater) 開關掣(電熱水爐) | | - | - | - | - | 1 | - | - | - | - | 1 | - | - | - | - | - | - | - | 1 | 1 | 1 | 1 |
| | Double Pole Switch (Ventilation Fan) 開關掣(抽氣扇) | | 1 | 1 | 1 | 1 | 1 | 1 | 1 | 1 | 1 | 1 | 1 | 1 | 1 | 1 | 1 | 1 | 1 | 1 | 1 | 1 | 1 |
| | Lighting Point 燈位 | | 1 | 1 | 3 | 1 | 1 | 3 | 1 | 6 | 6 | 4 | 8 | 3 | 1 | 3 | 3 | 1 | 3 | 3 | 1 | 6 | 7 |
| | Lighting Switch 燈掣 | | 4 | 4 | 4 | 4 | 4 | 4 | 4 | 4 | 4 | 4 | 4 | 4 | 4 | 4 | 4 | 4 | 4 | 4 | 4 | 4 | 4 |

Notes:

- “1, 2,” as shown in the above table denotes the quantity of such provision(s) provided in the residential unit.
- The symbol “-” as shown in the above table denotes “not provided” or “not applicable”.
- The quantity of the lighting switch(es) shown in the schedule denotes the quantity of switch faceplates(s).

備註：

- 上表 “1, 2,” 代表此設備於該住宅單位內提供的裝置數量。
- 上表 “-” 代表不提供或不適用。
- 說明表所顯示的燈掣數量是表示燈掣面板的數量。

Schedule of Mechanical & Electrical Provisions of Residential Units
住宅單位機電裝置數量說明表

| Location 位置 | Description 描述 | | Tower 11 第11座 | | | | | | | | | | Tower 12 第12座 | | | | | | | | | | | | | | | |
|------------------|--|---|--------------------------|---|---|----------------------|---|---|-----------|---|---|-----------|------------------|---|---|-----------|---|---|----------------------|---|---|-----------|---|---|-----------|---|---|---|
| | | | G/F 地下 | | | 1/F - 2/F 1樓 - 2樓 | | | 3/F 3樓 | | | 5/F 5樓 | | | | G/F 地下 | | | 1/F - 2/F 1樓 - 2樓 | | | 3/F 3樓 | | | 5/F 5樓 | | | |
| | Exposed Type 外露型 | | Non-Exposed Type 非外露型 | | A | B | C | A | B | C | A | B | C | A | B | C | A | B | C | A | B | C | A | B | C | A | | |
| Bedroom 1 睡房1 | 13A Single Socket Outlet 13A 單位電插座 | | 2 | 2 | 2 | 2 | 2 | 2 | 2 | 2 | 2 | 2 | 2 | 2 | 2 | 2 | 2 | 2 | 2 | 2 | 2 | 2 | 2 | 2 | 2 | 2 | 3 | |
| | 13A Twin Socket Outlet 13A 雙位電插座 | | 1 | 1 | 1 | 1 | 1 | 1 | 1 | 1 | 1 | 1 | 1 | 1 | 1 | 1 | 1 | 1 | 1 | 1 | 1 | 1 | 1 | 1 | 1 | 1 | 1 | |
| | TV / FM Outlet 電視 / 電台天線插座 | | 1 | 1 | 1 | 1 | 1 | 1 | 1 | 1 | 1 | 1 | 1 | 1 | 1 | 1 | 1 | 1 | 1 | 1 | 1 | 1 | 1 | 1 | 1 | 1 | 1 | |
| | Data Point 網路位 | | 1 | 1 | 1 | 1 | 1 | 1 | 1 | 1 | 1 | 1 | 1 | 1 | 1 | 1 | 1 | 1 | 1 | 1 | 1 | 1 | 1 | 1 | 1 | 1 | 1 | |
| | Fused Spur Unit (Air Conditioner) 接線蘇(冷氣機) | | - | - | - | - | - | - | - | - | - | - | - | - | 1 | - | - | - | - | - | - | - | - | - | - | - | - | |
| | | Fused Spur Unit (Air Conditioner) 接線蘇(冷氣機) | - | - | - | - | - | - | - | - | - | 1 | 1 | - | - | - | - | - | - | - | - | - | - | - | - | - | 1 | 1 |
| | Air Conditioner Thermostat 冷氣機溫度調節器 | | - | - | - | - | - | - | - | - | - | 1 | 1 | - | - | - | - | - | - | - | - | - | - | - | - | - | 1 | - |
| | Double Pole Switch (Electric Water Heater) 開關掣(電熱水爐) | | - | - | - | - | - | 1 | - | - | - | 1 | 1 | - | - | - | - | - | - | - | - | - | - | - | - | - | 1 | 1 |
| | Double Pole Switch (Ventilation Fan) 開關掣(抽氣扇) | | - | - | 1 | - | - | 1 | - | - | 1 | 1 | 1 | - | - | - | 1 | - | - | 1 | - | - | 1 | - | - | 1 | 1 | 1 |
| | Lighting Point 燈位 | | 1 | 1 | 1 | 1 | 1 | 1 | 1 | 1 | 1 | 6 | 4 | 1 | 1 | 1 | 3 | 1 | 1 | 3 | 1 | 1 | 6 | 1 | 1 | 6 | 6 | |
| | Lighting Switch 燈掣 | | 1 | 1 | 2 | 1 | 1 | 2 | 1 | 1 | 2 | 2 | 2 | 1 | 1 | 1 | 2 | 1 | 1 | 2 | 1 | 1 | 2 | 1 | 1 | 2 | 2 | |

Notes:

- “1, 2,” as shown in the above table denotes the quantity of such provision(s) provided in the residential unit.
- The symbol “-” as shown in the above table denotes “not provided” or “not applicable”.
- The quantity of the lighting switch(es) shown in the schedule denotes the quantity of switch faceplates(s).

備註:

- 上表 “1, 2,” 代表此設備於該住宅單位內提供的裝置數量。
- 上表 “-” 代表不提供或不適用。
- 說明表所顯示的燈掣數量是表示燈掣面板的數量。

FITTINGS, FINISHES AND APPLIANCES
裝置、裝修物料及設備

Schedule of Mechanical & Electrical Provisions of Residential Units
住宅單位機電裝置數量說明表

| Location 位置 | Description 描述 | | Tower 11 第11座 | | | | | | | | | | Tower 12 第12座 | | | | | | | | | | | | | | |
|------------------|--|---|--------------------------|---|---|----------------------|---|---|-----------|---|---|-----------|------------------|---|---|-----------|---|---|----------------------|---|---|-----------|---|---|-----------|---|---|
| | | | G/F 地下 | | | 1/F - 2/F 1樓 - 2樓 | | | 3/F 3樓 | | | 5/F 5樓 | | | | G/F 地下 | | | 1/F - 2/F 1樓 - 2樓 | | | 3/F 3樓 | | | 5/F 5樓 | | |
| | Exposed Type 外露型 | | Non-Exposed Type 非外露型 | | A | B | C | A | B | C | A | B | C | A | B | C | A | B | C | A | B | C | A | B | C | A | |
| Bedroom 2 睡房2 | 13A Single Socket Outlet 13A 單位電插座 | | - | 2 | 2 | 2 | 2 | 2 | 2 | 2 | 2 | 2 | 2 | 2 | 2 | - | 2 | 2 | 2 | 2 | 2 | 2 | 2 | 2 | 2 | 2 | 2 |
| | 13A Twin Socket Outlet 13A 雙位電插座 | | - | 1 | 1 | 1 | 1 | 1 | 1 | 1 | 1 | 1 | 1 | 1 | 1 | - | 1 | 1 | 1 | 1 | 1 | 1 | 1 | 1 | 1 | 1 | 1 |
| | TV / FM Outlet 電視 / 電台天線插座 | | - | 1 | 1 | 1 | 1 | 1 | 1 | 1 | 1 | 1 | 1 | 1 | 1 | - | 1 | 1 | 1 | 1 | 1 | 1 | 1 | 1 | 1 | 1 | 1 |
| | Data Point 網路位 | | - | 1 | 1 | 1 | 1 | 1 | 1 | 1 | 1 | 1 | 1 | 1 | 1 | - | 1 | 1 | 1 | 1 | 1 | 1 | 1 | 1 | 1 | 1 | 1 |
| | Fused Spur Unit (Air Conditioner) 接線蘇(冷氣機) | | - | 1 | 1 | - | - | 1 | 1 | 1 | 1 | 1 | 1 | 1 | 1 | - | 1 | 1 | 1 | 1 | - | - | 1 | 1 | - | - | 1 |
| | | Fused Spur Unit (Air Conditioner) 接線蘇(冷氣機) | - | - | - | 1 | 1 | - | - | - | - | - | - | - | - | - | - | - | - | - | 1 | 1 | - | - | - | - | - |
| | Air Conditioner Thermostat 冷氣機溫度調節器 | | 1 | 1 | - | 1 | 1 | - | 1 | 1 | - | - | - | - | 1 | 1 | - | 1 | 1 | - | 1 | 1 | - | 1 | 1 | - | - |
| | Double Pole Switch (Electric Water Heater) 開關掣(電熱水爐) | | - | - | - | - | - | - | - | - | - | - | - | - | 1 | - | - | - | - | - | - | - | - | - | - | - | - |
| | Double Pole Switch (Ventilation Fan) 開關掣(抽氣扇) | | - | - | - | - | - | - | - | - | - | - | - | - | 1 | - | - | - | - | - | - | - | - | - | - | - | - |
| | Lighting Point 燈位 | | - | 4 | 1 | 4 | 4 | 1 | 4 | 4 | 1 | 1 | 1 | 1 | 4 | - | 1 | 4 | 4 | 1 | 4 | 4 | 1 | 4 | 4 | 1 | 1 |
| | Lighting Switch 燈掣 | | - | 1 | 1 | 1 | 1 | 1 | 1 | 1 | 1 | 1 | 1 | 2 | 1 | - | 1 | 1 | 1 | 1 | 1 | 1 | 1 | 1 | 1 | 1 | 1 |

Notes:

- "1, 2," as shown in the above table denotes the quantity of such provision(s) provided in the residential unit.
- The symbol "-" as shown in the above table denotes "not provided" or "not applicable".
- The quantity of the lighting switch(es) shown in the schedule denotes the quantity of switch faceplates(s).

備註:

- 上表 "1, 2," 代表此設備於該住宅單位內提供的裝置數量。
- 上表 "-" 代表不提供或不適用。
- 說明表所顯示的燈掣數量是表示燈掣面板的數量。

Schedule of Mechanical & Electrical Provisions of Residential Units
住宅單位機電裝置數量說明表

| Location 位置 | Description 描述 | | Tower 11 第11座 | | | | | | | | | | Tower 12 第12座 | | | | | | | | | | | | | |
|------------------|--|---|--------------------------|---|---|----------------------|---|---|-----------|---|---|-----------|------------------|---|---|-----------|---|---|----------------------|---|---|-----------|---|---|-----------|---|
| | | | G/F 地下 | | | 1/F - 2/F 1樓 - 2樓 | | | 3/F 3樓 | | | 5/F 5樓 | | | | G/F 地下 | | | 1/F - 2/F 1樓 - 2樓 | | | 3/F 3樓 | | | 5/F 5樓 | |
| | Exposed Type 外露型 | | Non-Exposed Type 非外露型 | | A | B | C | A | B | C | A | B | C | A | B | C | A | B | C | A | B | C | A | B | C | A |
| Bedroom 3 睡房3 | 13A Single Socket Outlet 13A 單位電插座 | | - | - | 2 | - | - | 2 | - | - | 2 | 2 | 2 | - | - | 2 | - | - | 2 | - | - | 2 | - | - | 2 | 2 |
| | 13A Twin Socket Outlet 13A 雙位電插座 | | - | - | 1 | - | - | 1 | - | - | 1 | 1 | 1 | - | - | 1 | - | - | 1 | - | - | 1 | - | - | 1 | 1 |
| | TV / FM Outlet 電視 / 電台天線插座 | | - | - | 1 | - | - | 1 | - | - | 1 | 1 | 1 | - | - | 1 | - | - | 1 | - | - | 1 | - | - | 1 | 1 |
| | Data Point 網路位 | | - | - | 1 | - | - | 1 | - | - | 1 | 1 | 1 | - | - | 1 | - | - | 1 | - | - | 1 | - | - | 1 | 1 |
| | Fused Spur Unit (Air Conditioner) 接線蘇(冷氣機) | | - | - | 1 | - | - | - | - | - | 1 | 1 | 1 | - | - | 1 | - | - | 1 | - | - | - | - | - | - | 1 |
| | | Fused Spur Unit (Air Conditioner) 接線蘇(冷氣機) | - | - | - | - | - | 1 | - | - | - | - | - | - | - | - | - | - | - | - | - | - | - | - | 1 | - |
| | Air Conditioner Thermostat 冷氣機溫度調節器 | | - | - | - | - | - | 1 | - | - | - | - | - | - | - | - | - | - | - | - | - | - | - | - | 1 | - |
| | Double Pole Switch (Electric Water Heater) 開關掣(電熱水爐) | | - | - | - | - | - | - | - | - | - | - | - | - | - | - | - | - | - | - | - | - | - | - | - | - |
| | Double Pole Switch (Ventilation Fan) 開關掣(抽氣扇) | | - | - | - | - | - | - | - | - | - | - | - | - | - | - | - | - | - | - | - | - | - | - | - | - |
| | Lighting Point 燈位 | | - | - | 4 | - | - | 4 | - | - | 4 | 1 | 1 | - | - | 4 | - | - | 4 | - | - | 4 | - | - | 4 | 1 |
| | Lighting Switch 燈掣 | | - | - | 1 | - | - | 1 | - | - | 1 | 1 | 1 | - | - | 1 | - | - | 1 | - | - | 1 | - | - | 1 | 1 |

Notes:

- "1, 2," as shown in the above table denotes the quantity of such provision(s) provided in the residential unit.
- The symbol "-" as shown in the above table denotes "not provided" or "not applicable".
- The quantity of the lighting switch(es) shown in the schedule denotes the quantity of switch faceplates(s).

備註:

- 上表 "1, 2," 代表此設備於該住宅單位內提供的裝置數量。
- 上表 "-" 代表不提供或不適用。
- 說明表所顯示的燈掣數量是表示燈掣面板的數量。

FITTINGS, FINISHES AND APPLIANCES
裝置、裝修物料及設備

Schedule of Mechanical & Electrical Provisions of Residential Units
住宅單位機電裝置數量說明表

| Location 位置 | Description 描述 | | Tower 11 第11座 | | | | | | | | | | Tower 12 第12座 | | | | | | | | | | | | | | | | |
|-------------------------|---------------------|--|------------------|----|----|----------------------|----|----|-----------|----|----|-----------|------------------|----|----|-----------|----|----|----------------------|----|----|-----------|----|----|-----------|----|----|----|----|
| | | | G/F 地下 | | | 1/F - 2/F 1樓 - 2樓 | | | 3/F 3樓 | | | 5/F 5樓 | | | | G/F 地下 | | | 1/F - 2/F 1樓 - 2樓 | | | 3/F 3樓 | | | 5/F 5樓 | | | | |
| | Exposed Type 外露型 | Non-Exposed Type 非外露型 | A | B | C | A | B | C | A | B | C | A | B | C | A | B | C | A | B | C | A | B | C | A | B | C | A | | |
| Master bathroom 主人浴室 | | 13A Single Socket Outlet (With USB Port) 13A 單位電插座(附有USB接口) | 2 | 2 | 2 | 2 | 2 | 2 | 2 | 2 | 2 | 2 | 2 | 2 | 2 | 2 | 2 | 2 | 2 | 2 | 2 | 2 | 2 | 2 | 2 | 2 | 2 | 2 | 2 |
| | | Fused Spur Unit (Cabinet Light) 接線蘇(櫃燈) | 1 | 1 | 1 | 1 | 1 | 1 | 1 | 1 | 1 | 1 | 1 | 1 | 1 | 1 | 1 | 1 | 1 | 1 | 1 | 1 | 1 | 1 | 1 | 1 | 1 | 1 | 1 |
| | | Fused Spur Unit (Ventilation Fan) 接線蘇(抽氣扇) | 1 | 1 | 1 | 1 | 1 | 1 | 1 | 1 | 1 | 1 | 1 | 1 | 1 | 1 | 1 | 1 | 1 | 1 | 1 | 1 | 1 | 1 | 1 | 1 | 1 | 1 | 1 |
| | | Fused Spur Unit (Gas Water Heater) 接線蘇(煤氣熱水爐) | 1 | 1 | 1 | 1 | 1 | 1 | 1 | 1 | 1 | 1 | 1 | 1 | 1 | 1 | 1 | 1 | 1 | 1 | 1 | 1 | 1 | 1 | 1 | 1 | 1 | 1 | 1 |
| | | Fused Spur Unit (Air Conditioner) 接線蘇(冷氣機) | - | - | - | - | - | - | - | - | - | 1 | 1 | - | - | - | - | - | - | - | - | - | - | - | - | - | - | - | 1 |
| | | Fused Spur Unit (Towel Warmer) 接線蘇(發熱毛巾架) | - | 1 | - | - | 1 | - | - | 1 | - | 1 | 1 | - | - | 1 | - | - | 1 | - | - | 1 | - | - | 1 | - | - | 1 | 1 |
| | | Double Pole Switch (Thermo Ventilator) 開關掣(浴室寶) | 1 | 1 | 1 | 1 | 1 | 1 | 1 | 1 | 1 | 1 | 1 | 1 | 1 | 1 | 1 | 1 | 1 | 1 | 1 | 1 | 1 | 1 | 1 | 1 | 1 | 1 | 1 |
| | | Isolating Switch (Electric Water Heater) 開關掣(電熱水爐) | - | - | - | - | - | - | - | - | - | - | - | - | - | - | - | - | - | - | - | - | - | - | - | - | - | - | - |
| | | Air Conditioner Thermostat 冷氣機溫度調節器 | - | - | - | - | - | - | - | - | - | 1 | 1 | - | - | - | - | - | - | - | - | - | - | - | - | - | - | - | 1 |
| | | Gas Water Heater Temperature Switch 煤氣熱水爐溫度掣 | 1 | - | 1 | 1 | - | 1 | 1 | - | - | - | 1 | - | - | 1 | - | - | 1 | - | - | 1 | - | - | - | - | - | - | - |
| | | Lighting Point 燈位 | 14 | 13 | 14 | 14 | 13 | 14 | 14 | 13 | 14 | 11 | 13 | 12 | 13 | 14 | 12 | 13 | 14 | 12 | 13 | 14 | 12 | 13 | 14 | 12 | 13 | 14 | 12 |

Notes:

- "1, 2," as shown in the above table denotes the quantity of such provision(s) provided in the residential unit.
- The symbol "-" as shown in the above table denotes "not provided" or "not applicable".
- The quantity of the lighting switch(es) shown in the schedule denotes the quantity of switch faceplates(s).

備註:

- 上表 "1, 2," 代表此設備於該住宅單位內提供的裝置數量。
- 上表 "-" 代表不提供或不適用。
- 說明表所顯示的燈掣數量是表示燈掣面板的數量。

Schedule of Mechanical & Electrical Provisions of Residential Units
住宅單位機電裝置數量說明表

| Location 位置 | Description 描述 | | Tower 11 第11座 | | | | | | | | | | Tower 12 第12座 | | | | | | | | | | | | | | | | |
|-------------------|---------------------|--|--------------------------|---|---|----------------------|---|---|-----------|---|---|-----------|------------------|---|---|-----------|---|---|----------------------|---|---|-----------|---|---|-----------|---|---|---|---|
| | | | G/F 地下 | | | 1/F - 2/F 1樓 - 2樓 | | | 3/F 3樓 | | | 5/F 5樓 | | | | G/F 地下 | | | 1/F - 2/F 1樓 - 2樓 | | | 3/F 3樓 | | | 5/F 5樓 | | | | |
| | Exposed Type 外露型 | | Non-Exposed Type 非外露型 | | A | B | C | A | B | C | A | B | C | A | B | C | A | B | C | A | B | C | A | B | C | A | B | C | |
| Bathroom 1 浴室1 | | 13A Single Socket Outlet (With USB Port) 13A 單位電插座(附有USB接口) | 1 | 1 | 1 | 1 | 1 | 1 | 1 | 1 | 1 | 1 | 1 | 1 | 1 | 1 | 1 | 1 | 1 | 1 | 1 | 1 | 1 | 1 | 1 | 1 | 1 | 1 | 1 |
| | | Fused Spur Unit (Cabinet Light) 接線蘇(櫃燈) | 1 | 1 | 1 | 1 | 1 | 1 | 1 | 1 | 1 | 1 | 1 | 1 | 1 | 1 | 1 | 1 | 1 | 1 | 1 | 1 | 1 | 1 | 1 | 1 | 1 | 1 | 1 |
| | | Fused Spur Unit (Ventilation Fan) 接線蘇(抽氣扇) | 1 | 1 | 1 | 1 | 1 | 1 | 1 | 1 | 1 | 1 | 1 | 1 | 1 | 1 | 1 | 1 | 1 | 1 | 1 | 1 | 1 | 1 | 1 | 1 | 1 | 1 | 1 |
| | | Isolating Switch (Electric Water Heater) 開關掣(電熱水爐) | 1 | - | 1 | 1 | - | 1 | 1 | - | 1 | - | - | - | 1 | 1 | 1 | 1 | 1 | 1 | 1 | 1 | 1 | 1 | 1 | 1 | - | - | - |
| | | Double Pole Switch (Thermo Ventilator) 開關掣(浴室寶) | 1 | 1 | 1 | 1 | 1 | 1 | 1 | 1 | 1 | 1 | 1 | 1 | 1 | 1 | 1 | 1 | 1 | 1 | 1 | 1 | 1 | 1 | 1 | 1 | 1 | 1 | 1 |
| | | Gas Water Heater Temperature Switch 煤氣熱水爐溫度掣 | - | - | - | - | - | - | - | - | - | - | - | - | - | - | - | - | - | - | - | - | - | - | - | - | - | - | - |
| | | Lighting Point 燈位 | 7 | 7 | 7 | 7 | 7 | 7 | 7 | 7 | 7 | 7 | 7 | 7 | 7 | 7 | 7 | 7 | 7 | 7 | 7 | 7 | 7 | 7 | 7 | 7 | 7 | 7 | 7 |
| Bathroom 2 浴室2 | | 13A Single Socket Outlet (With USB Port) 13A單位電插座(附有USB接口) | - | - | 1 | - | - | 1 | - | - | 1 | 1 | 1 | 1 | - | - | 1 | - | - | 1 | - | - | 1 | - | - | 1 | 1 | 1 | 1 |
| | | Fused Spur Unit (Cabinet Light) 接線蘇(櫃燈) | - | - | 1 | - | - | 1 | - | - | 1 | 1 | 1 | 1 | - | - | 1 | - | - | 1 | - | - | 1 | - | - | 1 | 1 | 1 | 1 |
| | | Fused Spur Unit (Ventilation Fan) 接線蘇(抽氣扇) | - | - | 1 | - | - | 1 | - | - | 1 | 1 | 1 | 1 | - | - | 1 | - | - | 1 | - | - | 1 | - | - | 1 | 1 | 1 | 1 |
| | | Double Pole Switch (Thermo Ventilator) 開關掣(浴室寶) | - | - | 1 | - | - | 1 | - | - | 1 | 1 | 1 | 1 | - | - | 1 | - | - | 1 | - | - | 1 | - | - | 1 | 1 | 1 | 1 |
| | | Gas Water Heater Temperature Switch 煤氣熱水爐溫度掣 | - | - | - | - | - | - | - | - | - | - | - | - | - | - | - | - | - | - | - | - | - | - | - | - | - | - | - |
| | | Lighting Point 燈位 | - | - | 7 | - | - | 7 | - | - | 7 | 7 | 7 | 7 | - | - | 7 | - | - | 7 | - | - | 7 | - | - | 7 | 7 | 7 | 7 |

Notes:

- "1, 2," as shown in the above table denotes the quantity of such provision(s) provided in the residential unit.
- The symbol "-" as shown in the above table denotes "not provided" or "not applicable".
- The quantity of the lighting switch(es) shown in the schedule denotes the quantity of switch faceplates(s).

備註:

- 上表 "1, 2," 代表此設備於該住宅單位內提供的裝置數量。
- 上表 "-" 代表不提供或不適用。
- 說明表所顯示的燈掣數量是表示燈掣面板的數量。

FITTINGS, FINISHES AND APPLIANCES
裝置、裝修物料及設備

Schedule of Mechanical & Electrical Provisions of Residential Units
住宅單位機電裝置數量說明表

| Location 位置 | Description 描述 | | Tower 11 第11座 | | | | | | | | | | Tower 12 第12座 | | | | | | | | | | | | | |
|--------------------|----------------------|--|------------------|---|---|----------------------|---|---|-----------|---|---|-----------|------------------|---|---|-----------|---|---|----------------------|---|---|-----------|---|---|-----------|---|
| | | | G/F 地下 | | | 1/F - 2/F 1樓 - 2樓 | | | 3/F 3樓 | | | 5/F 5樓 | | | | G/F 地下 | | | 1/F - 2/F 1樓 - 2樓 | | | 3/F 3樓 | | | 5/F 5樓 | |
| | Exposed Type 外露型 | Non-Exposed Type 非外露型 | A | B | C | A | B | C | A | B | C | A | B | C | A | B | C | A | B | C | A | B | C | A | B | C |
| Bathroom 3 浴室3 | | 13A Single Socket Outlet (With USB Port) 13A 單位電插座(附有USB接口) | - | - | - | - | - | - | - | - | - | - | 1 | - | - | - | - | - | - | - | - | - | - | - | - | - |
| | | Fused Spur Unit (Cabinet Light) 接線蘇(櫃燈) | - | - | - | - | - | - | - | - | - | - | 1 | - | - | - | - | - | - | - | - | - | - | - | - | - |
| | | Fused Spur Unit (Ventilation Fan) 接線蘇(抽氣扇) | - | - | - | - | - | - | - | - | - | - | 1 | - | - | - | - | - | - | - | - | - | - | - | - | - |
| | | Isolating Switch (Electric Water Heater) 開關掣(電熱水爐) | - | - | - | - | - | - | - | - | - | - | 1 | - | - | - | - | - | - | - | - | - | - | - | - | - |
| | | Double Pole Switch (Thermo Ventilator) 開關掣(浴室寶) | - | - | - | - | - | - | - | - | - | - | 1 | - | - | - | - | - | - | - | - | - | - | - | - | - |
| | | Gas Water Heater Temperature Switch 煤氣熱水爐溫度掣 | - | - | - | - | - | - | - | - | - | - | - | - | - | - | - | - | - | - | - | - | - | - | - | - |
| | Lighting Point 燈位 | - | - | - | - | - | - | - | - | - | - | 7 | - | - | - | - | - | - | - | - | - | - | - | - | - | |
| Powder room 化妝間 | | Fused Spur Unit (Ventilation Fan) 接線蘇(抽氣扇) | - | - | 1 | - | - | 1 | - | - | 1 | 1 | 1 | - | - | 1 | - | - | 1 | - | - | 1 | - | - | 1 | 1 |
| | | Isolating Switch (Electric Water Heater) 開關掣(電熱水爐) | - | - | - | - | - | 1 | - | - | 1 | 1 | 1 | - | - | 1 | - | - | 1 | - | - | 1 | - | - | 1 | 1 |
| | | Lighting Point 燈位 | - | - | 3 | - | - | 3 | - | - | 3 | 3 | 3 | - | - | 3 | - | - | 3 | - | - | 3 | - | - | 3 | 3 |
| Lavatory 洗手間 | | Fused Spur Unit (Ventilation Fan) 接線蘇(抽氣扇) | 1 | 1 | 1 | 1 | 1 | 1 | 1 | 1 | 1 | 1 | 1 | 1 | 1 | 1 | 1 | 1 | 1 | 1 | 1 | 1 | 1 | 1 | 1 | 1 |
| | | Isolating Switch (Electric Water Heater) 開關掣(電熱水爐) | - | 1 | 1 | - | 1 | - | - | 1 | - | 1 | 1 | 1 | - | 1 | 1 | - | 1 | 1 | - | 1 | - | 1 | - | 1 |
| | | Gas Water Heater Temperature Switch 煤氣熱水爐溫度掣 | 1 | - | - | 1 | - | - | 1 | - | - | - | - | - | 1 | - | - | 1 | - | - | 1 | - | - | 1 | - | - |
| | | Lighting Point 燈位 | 1 | 1 | 1 | 1 | 1 | 1 | 1 | 1 | 1 | 1 | 1 | 1 | 1 | 1 | 1 | 1 | 1 | 1 | 1 | 1 | 1 | 1 | 1 | 1 |
| Pantry 備餐間 | | 13A Single Socket Outlet 13A 單位電插座 | - | - | - | - | - | - | - | - | - | - | - | - | - | - | - | - | - | - | - | - | - | - | - | |
| | | 13A Twin Socket Outlet 13A雙位電插座 | - | - | - | - | - | - | - | - | - | 1 | 2 | - | - | - | - | - | - | - | - | - | - | - | - | 1 |
| | | 13A Single Socket Outlet (Wine Cellar) 13A單位電插座(酒櫃) | - | - | - | - | - | - | - | - | - | 1 | 1 | - | - | - | - | - | - | - | - | - | - | - | - | 1 |

Notes:

- "1, 2," as shown in the above table denotes the quantity of such provision(s) provided in the residential unit.
- The symbol "-" as shown in the above table denotes "not provided" or "not applicable".
- The quantity of the lighting switch(es) shown in the schedule denotes the quantity of switch faceplates(s).

備註:

- 上表 "1, 2," 代表此設備於該住宅單位內提供的裝置數量。
- 上表 "-" 代表不提供或不適用。
- 說明表所顯示的燈掣數量是表示燈掣面板的數量。

Schedule of Mechanical & Electrical Provisions of Residential Units
住宅單位機電裝置數量說明表

| Location 位置 | Description 描述 | | Tower 11 第11座 | | | | | | | | | | Tower 12 第12座 | | | | | | | | | | |
|--------------------------------|---------------------|---|------------------|---|---|----------------------|---|---|-----------|---|---|-----------|------------------|-----------|---|---|----------------------|---|---|-----------|---|---|-----------|
| | | | G/F 地下 | | | 1/F - 2/F 1樓 - 2樓 | | | 3/F 3樓 | | | 5/F 5樓 | | G/F 地下 | | | 1/F - 2/F 1樓 - 2樓 | | | 3/F 3樓 | | | 5/F 5樓 |
| | Exposed Type 外露型 | Non-Exposed Type 非外露型 | A | B | C | A | B | C | A | B | C | A | B | A | B | C | A | B | C | A | B | C | A |
| Pantry 備餐間 | | 13A Single Socket Outlet (Refrigerator) 13A單位電插座(雪櫃) | - | - | - | - | - | - | - | - | - | - | - | - | - | - | - | - | - | - | - | - | - |
| | | 13A Single Socket Outlet (Steamer) 13A單位電插座(蒸爐) | - | - | - | - | - | - | - | - | - | - | - | - | - | - | - | - | - | - | - | - | - |
| | | Fused Spur Unit (Cabinet Light) 接線蘇(櫃燈) | - | - | - | - | - | - | - | - | - | 1 | - | - | - | - | - | - | - | - | - | - | 1 |
| | | Fused Spur Unit (Ventilation Fan) 接線蘇(抽氣扇) | - | - | - | - | - | - | - | - | - | - | - | - | - | - | - | - | - | - | - | - | - |
| | | Fused Spur Unit (Air Conditioner) 接線蘇(冷氣機) | - | - | - | - | - | - | - | - | - | 1 | 1 | - | - | - | - | - | - | - | - | - | 1 |
| | | Double Pole Switch (Ventilation Fan) 開關掣(抽氣扇) | - | - | - | - | - | - | - | - | - | - | - | - | - | - | - | - | - | - | - | - | - |
| | | Double Pole Switch (Electric Water Heater) 開關掣(電熱水爐) | - | - | - | - | - | - | - | - | - | - | 1 | - | - | - | - | - | - | - | - | - | - |
| | | Double Pole Switch (Electric Water Heater) 開關掣(電熱水爐) | - | - | - | - | - | - | - | - | - | 1 | 1 | - | - | - | - | - | - | - | - | - | 1 |
| | | Air Conditioner Thermostat 冷氣機溫度調節器 | - | - | - | - | - | - | - | - | - | - | - | - | - | - | - | - | - | - | - | - | - |
| | | Video Door Phone 視像對講機 | - | - | - | - | - | - | - | - | - | - | - | - | - | - | - | - | - | - | - | - | - |
| | | Lighting Point 燈位 | - | - | - | - | - | - | - | - | - | 6 | 8 | - | - | - | - | - | - | - | - | - | 6 |
| | | Lighting Switch 燈掣 | - | - | - | - | - | - | - | - | - | 2 | 1 | - | - | - | - | - | - | - | - | - | - |
| | | Smoke Detector with Sounder Base 煙霧偵測器配置聲響警報基座 | - | - | - | - | - | - | - | - | - | 1 | - | - | - | - | - | - | - | - | - | - | 1 |
| Flat roof (on 5/F) 平台 (於5樓) | | 13A Weatherproof Socket Outlet 13A 防水電插座 | - | - | - | - | - | - | - | - | - | 1 | 2 | - | - | - | - | - | - | - | - | 1 | |
| | | Lighting Point 燈位 | - | - | - | - | - | - | - | - | - | 2 | 16 | - | - | - | - | - | - | - | - | - | 2 |

Notes:

- "1, 2," as shown in the above table denotes the quantity of such provision(s) provided in the residential unit.
- The symbol "-" as shown in the above table denotes "not provided" or "not applicable".
- The quantity of the lighting switch(es) shown in the schedule denotes the quantity of switch faceplates(s).

備註:

- 上表 "1, 2," 代表此設備於該住宅單位內提供的裝置數量。
- 上表 "-" 代表不提供或不適用。
- 說明表所顯示的燈掣數量是表示燈掣面板的數量。

FITTINGS, FINISHES AND APPLIANCES
裝置、裝修物料及設備

Schedule of Mechanical & Electrical Provisions of Residential Units
住宅單位機電裝置數量說明表

| Location 位置 | Description 描述 | | Tower 11 第11座 | | | | | | | | | | Tower 12 第12座 | | | | | | | | | | |
|---------------------------------|---|--|--------------------------|---|---|----------------------|---|---|-----------|---|---|-----------|------------------|-----------|---|---|----------------------|---|---|-----------|---|---|-----------|
| | | | G/F 地下 | | | 1/F - 2/F 1樓 - 2樓 | | | 3/F 3樓 | | | 5/F 5樓 | | G/F 地下 | | | 1/F - 2/F 1樓 - 2樓 | | | 3/F 3樓 | | | 5/F 5樓 |
| | Exposed Type 外露型 | | Non-Exposed Type 非外露型 | | A | B | C | A | B | C | A | B | C | A | B | A | B | C | A | B | C | A | |
| Flat roof (on roof) 平台 (於天台) | 13A Weatherproof Socket Outlet 13A 防水電插座 | | - | - | - | - | - | - | - | - | - | 3 | 3 | - | - | - | - | - | - | - | - | - | 3 |
| | | Isolating Switch (Air Conditioner) 開關掣(冷氣機) | - | - | - | - | - | - | - | - | - | 2 | 2 | - | - | - | - | - | - | - | - | - | 2 |
| | | Lighting Point 燈位 | - | - | - | - | - | - | - | - | - | 8 | 15 | - | - | - | - | - | - | - | - | - | 9 |
| | | Lighting Switch 燈掣 | - | - | - | - | - | - | - | - | - | - | 2 | - | - | - | - | - | - | - | - | - | - |
| | | Weatherproof Lighting Switch 防水燈掣 | - | - | - | - | - | - | - | - | - | 1 | - | - | - | - | - | - | - | - | - | - | 1 |
| Garden 花園 | 13A Weatherproof Socket Outlet 13A 防水電插座 | | 2 | 2 | 2 | - | - | - | - | - | - | - | - | 2 | 2 | 2 | - | - | - | - | - | - | - |
| | | Lighting Point 燈位 | 2 | 2 | 1 | - | - | - | - | - | - | - | - | 2 | 2 | 1 | - | - | - | - | - | - | - |
| Balcony 露台 | | Lighting Point 燈位 | - | - | - | 1 | 1 | 1 | 2 | 1 | 1 | 2 | 2 | - | - | - | 1 | 1 | 1 | 2 | 1 | 2 | - |
| Utility platform 工作平台 | | Lighting Point 燈位 | - | - | - | 1 | 1 | 1 | 1 | 2 | 2 | 2 | - | - | - | - | 1 | 1 | 1 | 1 | 2 | 2 | 2 |

Notes:

- “1, 2,” as shown in the above table denotes the quantity of such provision(s) provided in the residential unit.
- The symbol “-” as shown in the above table denotes “not provided” or “not applicable”.
- The quantity of the lighting switch(es) shown in the schedule denotes the quantity of switch faceplates(s).

備註：

- 上表 “1, 2,” 代表此設備於該住宅單位內提供的裝置數量。
- 上表 “-” 代表不提供或不適用。
- 說明表所顯示的燈掣數量是表示燈掣面板的數量。

Schedule of Mechanical & Electrical Provisions of Residential Units
住宅單位機電裝置數量說明表

| Location 位置 | Description 描述 | | Tower 15 第15座 | | | | | | | | | | | | Tower 16 第16座 | | | | | | | | | | | | | | | | | | |
|--|---|---|---|---|---|---|----------------------|---|---|---|-----------|---|---|---|------------------|----|---|---|-----------|---|---|---|----------------------|---|---|---|-----------|---|----|----|-----------|---|---|
| | | | G/F 地下 | | | | 1/F - 2/F 1樓 - 2樓 | | | | 3/F 3樓 | | | | 5/F 5樓 | | | | G/F 地下 | | | | 1/F - 2/F 1樓 - 2樓 | | | | 3/F 3樓 | | | | 5/F 5樓 | | |
| | Exposed Type 外露型 | | Non-Exposed Type 非外露型 | | A | B | C | D | A | B | C | D | A | B | C | D | A | B | A | B | C | D | A | B | C | D | A | B | C | D | A | B | |
| Living Room / Dining Room / Corridor 客廳 / 飯廳 / 走廊 | 13A Single Socket Outlet 13A 單位電插座 | | - | - | - | - | - | - | - | - | - | - | - | - | - | 1 | 1 | - | - | - | - | - | - | - | - | - | - | - | - | - | - | - | |
| | 13A Twin Socket Outlet 13A 雙位電插座 | | 4 | 4 | 4 | 4 | 4 | 4 | 4 | 4 | 4 | 4 | 4 | 4 | 4 | 7 | 5 | 4 | 4 | 4 | 4 | 4 | 4 | 4 | 4 | 4 | 4 | 4 | 4 | 4 | 6 | 4 | |
| | TV / FM Outlet 電視 / 電台天線插座 | | 2 | 2 | 2 | 2 | 2 | 2 | 2 | 2 | 2 | 2 | 2 | 2 | 2 | 2 | 2 | 2 | 2 | 2 | 2 | 2 | 2 | 2 | 2 | 2 | 2 | 2 | 2 | 2 | 2 | 2 | |
| | Telephone Outlet 電話插座 | | 2 | 2 | 2 | 2 | 2 | 2 | 2 | 2 | 2 | 2 | 2 | 2 | 2 | 2 | 2 | 2 | 2 | 2 | 2 | 2 | 2 | 2 | 2 | 2 | 2 | 2 | 2 | 2 | 2 | 2 | |
| | Data Point 網路位 | | 2 | 2 | 2 | 2 | 2 | 2 | 2 | 2 | 2 | 2 | 2 | 2 | 2 | 2 | 2 | 2 | 2 | 2 | 2 | 2 | 2 | 2 | 2 | 2 | 2 | 2 | 2 | 2 | 2 | 2 | |
| | Fused Spur Unit (Air Conditioner) 接線蘇(冷氣機) | | 2 | 2 | 2 | 2 | 2 | 2 | 2 | 2 | 2 | 2 | 2 | 2 | - | - | 2 | 2 | 2 | 2 | 2 | 2 | 2 | 2 | 2 | 2 | 2 | 2 | 2 | 2 | - | - | |
| | | | Fused Spur Unit (Air Conditioner) 接線蘇(冷氣機) | | - | - | - | - | - | - | - | - | - | - | - | - | 3 | 3 | - | - | - | - | - | - | - | - | - | - | - | - | - | 3 | 3 |
| | Double Pole Switch (Ventilation Fan) 開關掣(抽氣扇) | | 1 | 1 | 1 | 1 | 1 | 1 | 1 | 1 | 1 | 1 | 1 | 1 | 1 | 2 | 1 | 1 | 1 | 1 | 1 | 1 | 1 | 1 | 1 | 1 | 1 | 1 | 1 | 1 | 2 | 2 | |
| | Double Pole Switch (Electric Water Heater) 開關掣(電熱水爐) | | - | 1 | 1 | 1 | - | 1 | 1 | 1 | - | 1 | 1 | 1 | 1 | 1 | - | 1 | 1 | 1 | - | 1 | 1 | 1 | 1 | 1 | 1 | 1 | 1 | 1 | 1 | 1 | |
| | Air Conditioner Thermostat 冷氣機溫度調節器 | | - | - | - | - | - | - | - | - | - | - | - | - | 3 | 1 | - | - | - | - | - | - | - | - | - | - | - | - | - | 1 | - | | |
| | Video Door Phone 視像對講機 | | 1 | 1 | 1 | 1 | 1 | 1 | 1 | 1 | 1 | 1 | 1 | 1 | 1 | 1 | 1 | 1 | 1 | 1 | 1 | 1 | 1 | 1 | 1 | 1 | 1 | 1 | 1 | 1 | 1 | - | |
| | Lighting Point 燈位 | | 4 | 2 | 2 | 2 | 3 | 2 | 2 | 2 | 3 | 2 | 7 | 2 | 19 | 18 | 4 | 2 | 2 | 2 | 4 | 2 | 2 | 2 | 6 | 2 | 6 | 2 | 17 | 17 | | | |
| | Lighting Switch 燈掣 | | 4 | 4 | 4 | 4 | 4 | 4 | 4 | 4 | 4 | 4 | 4 | 4 | 10 | 8 | 4 | 4 | 4 | 4 | 4 | 4 | 7 | 4 | 4 | 4 | 4 | 4 | 9 | 7 | | | |
| | | | Lighting Switch 燈掣 | | - | - | - | - | - | - | - | - | - | - | - | - | 1 | 1 | - | - | - | - | - | - | - | - | - | - | - | - | - | - | |
| | | | Distributuoin Board 配電箱 | | - | - | - | - | - | - | - | - | - | - | - | - | 1 | 1 | - | - | - | - | - | - | - | - | - | - | - | - | - | - | |
| Smoke Detector with Sounder Base 煙霧偵測器配置警響警報基座 | | 1 | 1 | 1 | 1 | 1 | 1 | 1 | 1 | 1 | 1 | 1 | 1 | 1 | - | 1 | 1 | 1 | 1 | 1 | 1 | 1 | 1 | 1 | 1 | 1 | 1 | 1 | 1 | - | | | |

Notes:

- "1, 2," as shown in the above table denotes the quantity of such provision(s) provided in the residential unit.
- The symbol "-" as shown in the above table denotes "not provided" or "not applicable".
- The quantity of the lighting switch(es) shown in the schedule denotes the quantity of switch faceplates(s).

備註:

- 上表 "1, 2," 代表此設備於該住宅單位內提供的裝置數量。
- 上表 "-" 代表不提供或不適用。
- 說明表所顯示的燈掣數量是表示燈掣面板的數量。

FITTINGS, FINISHES AND APPLIANCES
裝置、裝修物料及設備

Schedule of Mechanical & Electrical Provisions of Residential Units
住宅單位機電裝置數量說明表

| Location 位置 | Description 描述 | | Tower 15 第15座 | | | | | | | | | | | | Tower 16 第16座 | | | | | | | | | | | | | | | | | |
|-------------------------------|--|--|--------------------------|---|---|---|----------------------|---|---|---|-----------|---|---|---|------------------|---|---|---|-----------|---|---|---|----------------------|---|---|---|-----------|---|---|---|-----------|---|
| | | | G/F 地下 | | | | 1/F - 2/F 1樓 - 2樓 | | | | 3/F 3樓 | | | | 5/F 5樓 | | | | G/F 地下 | | | | 1/F - 2/F 1樓 - 2樓 | | | | 3/F 3樓 | | | | 5/F 5樓 | |
| | Exposed Type 外露型 | | Non-Exposed Type 非外露型 | | A | B | C | D | A | B | C | D | A | B | C | D | A | B | C | D | A | B | C | D | A | B | C | D | A | B | C | D |
| Private lift lobby 私人升降機大堂 | 13A Single Socket Outlet 13A 單位電插座 | | 1 | 1 | 1 | 1 | 1 | 1 | 1 | 1 | 1 | 1 | 1 | 1 | 1 | 1 | 1 | 1 | 1 | 1 | 1 | 1 | 1 | 1 | 1 | 1 | 1 | 1 | 1 | 1 | 1 | |
| | Motion Sensor 運動傳感器 | | 1 | 1 | 1 | 1 | 1 | 1 | 1 | 1 | 1 | 1 | 1 | 1 | 1 | 1 | 1 | 1 | 1 | 1 | 1 | 1 | 1 | 1 | 1 | 1 | 1 | 1 | 1 | 1 | 1 | |
| | Lighting Point 燈位 | | 6 | 6 | 6 | 6 | 6 | 6 | 6 | 6 | 6 | 6 | 6 | 6 | 6 | 6 | 6 | 6 | 6 | 6 | 6 | 6 | 6 | 6 | 6 | 6 | 6 | 6 | 6 | 6 | 6 | |
| | Door Bell Push Button 門鐘襟手掣 | | 1 | 1 | 1 | 1 | 1 | 1 | 1 | 1 | 1 | 1 | 1 | 1 | 1 | 1 | 1 | 1 | 1 | 1 | 1 | 1 | 1 | 1 | 1 | 1 | 1 | 1 | 1 | 1 | 1 | |
| | Smoke Detector 煙霧偵測器 | | 1 | 1 | 1 | 1 | 1 | 1 | 1 | 1 | 1 | 1 | 1 | 1 | 1 | 1 | 1 | 1 | 1 | 1 | 1 | 1 | 1 | 1 | 1 | 1 | 1 | 1 | 1 | 1 | 1 | |
| | Smoke Detector with Sounder Base 煙霧偵測器配置聲響警報基座 | | 1 | 1 | 1 | 1 | 1 | 1 | 1 | 1 | 1 | 1 | 1 | 1 | 1 | - | 1 | 1 | 1 | 1 | 1 | 1 | 1 | 1 | 1 | 1 | 1 | 1 | 1 | 1 | - | |
| | Alarm Bell 警鐘 | | 1 | 1 | 1 | 1 | 1 | 1 | 1 | 1 | 1 | 1 | 1 | 1 | 1 | 1 | 1 | 1 | 1 | 1 | 1 | 1 | 1 | 1 | 1 | 1 | 1 | 1 | 1 | 1 | 1 | |
| Open kitchen 開放式廚房 | 13A Single Socket Outlet 13A 單位電插座 | | - | - | - | - | - | - | - | - | - | - | - | - | - | - | - | - | - | - | - | - | - | - | - | - | - | - | - | - | | |
| | 13A Twin Socket Outlet 13A 雙位電插座 | | 3 | 2 | 2 | 2 | 3 | 2 | 2 | 2 | 3 | 2 | 2 | 2 | 3 | - | 3 | 2 | 3 | 2 | 3 | 2 | 3 | 2 | 3 | 2 | 3 | 2 | 3 | - | - | |
| | 13A Single Socket Outlet (Refrigerator) 13A 單位電插座(雪櫃) | | 2 | 1 | 2 | 2 | 2 | 1 | 2 | 2 | 2 | 1 | 2 | 2 | - | 2 | 1 | 2 | 2 | 2 | 1 | 2 | 2 | 2 | 1 | 2 | 2 | 2 | - | - | | |
| | 13A Single Socket Outlet (Dishwasher) 13A 單位電插座(洗碗碟機) | | 1 | 1 | 1 | 1 | 1 | 1 | 1 | 1 | 1 | 1 | 1 | 1 | - | 1 | 1 | 1 | 1 | 1 | 1 | 1 | 1 | 1 | 1 | 1 | 1 | 1 | 1 | - | - | |
| | 13A Single Socket Outlet (Washer Dryer) 13A 單位電插座(洗衣乾衣機) | | - | - | - | 1 | - | - | - | 1 | - | - | - | 1 | - | - | - | - | 1 | - | - | - | 1 | - | - | - | 1 | - | - | - | | |
| | 13A Single Socket Outlet (Wine Cellar) 13A 單位電插座(酒櫃) | | 1 | 1 | 1 | 1 | 1 | 1 | 1 | 1 | 1 | 1 | 1 | 1 | - | - | 1 | 1 | 1 | 1 | 1 | 1 | 1 | 1 | 1 | 1 | 1 | 1 | - | - | | |
| | 13A Single Socket Outlet (Steamer) 13A 單位電插座(蒸爐) | | 1 | 1 | 1 | 1 | 1 | 1 | 1 | 1 | 1 | 1 | 1 | 1 | 1 | - | 1 | 1 | 1 | 1 | 1 | 1 | 1 | 1 | 1 | 1 | 1 | 1 | 1 | - | - | |
| | 13A Single Socket Outlet (Cooker Hood) 13A 單位電插座(抽油煙機) | | 1 | 1 | 1 | 1 | 1 | 1 | 1 | 1 | 1 | 1 | 1 | 1 | 1 | - | 1 | 1 | 1 | 1 | 1 | 1 | 1 | 1 | 1 | 1 | 1 | 1 | 1 | - | - | |

Notes:

- "1, 2," as shown in the above table denotes the quantity of such provision(s) provided in the residential unit.
- The symbol "-" as shown in the above table denotes "not provided" or "not applicable".
- The quantity of the lighting switch(es) shown in the schedule denotes the quantity of switch faceplates(s).

備註:

- 上表 "1, 2," 代表此設備於該住宅單位內提供的裝置數量。
- 上表 "-" 代表不提供或不適用。
- 說明表所顯示的燈掣數量是表示燈掣面板的數量。

Schedule of Mechanical & Electrical Provisions of Residential Units
住宅單位機電裝置數量說明表

| Location 位置 | Description 描述 | | Tower 15 第15座 | | | | | | | | | | | | Tower 16 第16座 | | | | | | | | | | | | | | | | | |
|-----------------------|---------------------|---|------------------|---|---|---|----------------------|---|---|---|-----------|---|---|---|------------------|---|---|---|-----------|---|---|---|----------------------|---|---|---|-----------|---|---|---|-----------|--|
| | | | G/F 地下 | | | | 1/F - 2/F 1樓 - 2樓 | | | | 3/F 3樓 | | | | 5/F 5樓 | | | | G/F 地下 | | | | 1/F - 2/F 1樓 - 2樓 | | | | 3/F 3樓 | | | | 5/F 5樓 | |
| | Exposed Type 外露型 | Non-Exposed Type 非外露型 | A | B | C | D | A | B | C | D | A | B | C | D | A | B | A | B | C | D | A | B | C | D | A | B | C | D | A | B | | |
| Open kitchen 開放式廚房 | | 13A Single Socket Outlet (Gas Cooker) 13A 單位電插座(煤氣爐) | 2 | 2 | 2 | 2 | 2 | 2 | 2 | 2 | 2 | 2 | 2 | 2 | 2 | - | 2 | 2 | 2 | 2 | 2 | 2 | 2 | 2 | 2 | 2 | 2 | 2 | 2 | - | | |
| | | Fused Spur Unit (Cabinet Light) 接線蘇(櫃燈) | 1 | 1 | 1 | 1 | 1 | 1 | 1 | 1 | 1 | 1 | 1 | 1 | 2 | - | 1 | 1 | 1 | 1 | 1 | 1 | 1 | 1 | 1 | 1 | 1 | 1 | 2 | - | | |
| | | Fused Spur Unit (Cabinet Automatic Door) 接線蘇(櫃自動門) | 1 | 1 | 1 | 1 | 1 | 1 | 1 | 1 | 1 | 1 | 1 | 1 | 2 | - | 1 | 1 | 1 | 1 | 1 | 1 | 1 | 1 | 1 | 1 | 1 | 1 | 2 | - | | |
| | | Fused Spur Unit (Ventilation Fan) 接線蘇(抽氣扇) | 1 | 1 | 1 | 1 | 1 | 1 | 1 | 1 | 1 | 1 | 1 | 1 | 1 | - | 1 | 1 | 1 | 1 | 1 | 1 | 1 | 1 | 1 | 1 | 1 | 1 | 1 | - | | |
| | | Fused Spur Unit (Door Bell) 接線蘇(門鐘) | 1 | 1 | 1 | 1 | 1 | 1 | 1 | 1 | 1 | 1 | 1 | 1 | 1 | - | 1 | 1 | 1 | 1 | 1 | 1 | 1 | 1 | 1 | 1 | 1 | 1 | 1 | - | | |
| | | Fused Spur Unit (Gas Water Heater) 接線蘇(煤氣熱水爐) | 1 | 1 | 1 | 1 | 1 | 1 | 1 | 1 | 1 | 1 | 1 | 1 | 1 | - | 1 | 1 | 1 | 1 | 1 | 1 | 1 | 1 | 1 | 1 | 1 | 1 | 1 | - | | |
| | | Fused Spur Unit (Air Conditioner) 接線蘇(冷氣機) | 1 | 1 | 1 | 1 | 1 | 1 | 1 | 1 | 1 | 1 | 1 | 1 | 1 | - | 1 | 1 | 1 | 1 | 1 | 1 | 1 | 1 | 1 | 1 | 1 | 1 | 1 | - | | |
| | | Connection Unit (Oven) 接線蘇(焗爐) | 1 | 1 | 1 | 1 | 1 | 1 | 1 | 1 | 1 | 1 | 1 | 1 | 1 | - | 1 | 1 | 1 | 1 | 1 | 1 | 1 | 1 | 1 | 1 | 1 | 1 | 1 | - | | |
| | | Connection Unit (Induction Type Hob) 接線蘇(電磁爐) | 1 | 1 | 1 | 1 | 1 | 1 | 1 | 1 | 1 | 1 | 1 | 1 | 1 | - | 1 | - | 1 | 1 | 1 | - | 1 | 1 | 1 | 1 | - | 1 | 1 | - | | |
| | | Double Pole Switch (Oven) 開關掣(焗爐) | 1 | 1 | 1 | 1 | 1 | 1 | 1 | 1 | 1 | 1 | 1 | 1 | 1 | - | 1 | 1 | 1 | 1 | 1 | 1 | 1 | 1 | 1 | 1 | 1 | 1 | 1 | - | | |
| | | Double Pole Switch (Induction Type Hob) 開關掣(電磁爐) | 1 | - | 1 | 1 | 1 | - | 1 | 1 | 1 | - | 1 | 1 | 1 | - | 1 | - | 1 | 1 | 1 | - | 1 | 1 | 1 | 1 | - | 1 | 1 | - | | |
| | | Double Pole Switch (Ventilation Fan) 開關掣(抽氣扇) | 1 | 1 | 1 | 1 | 1 | 1 | 1 | 1 | 1 | 1 | 1 | 1 | 1 | - | 1 | 1 | 1 | 1 | 1 | 1 | 1 | 1 | 1 | 1 | 1 | 1 | 1 | - | | |
| | | Double Pole Switch (Electric Water Heater) 開關掣(電熱水爐) | 1 | - | 1 | - | 1 | - | - | - | 1 | - | - | - | - | - | 1 | - | - | 1 | 1 | - | - | - | 1 | - | - | - | 1 | - | | |
| | | Isolating Switch (Electric Water Heater) 開關掣(電熱水爐) | 1 | - | 1 | - | 1 | - | - | - | 1 | - | - | - | - | - | 1 | - | - | 1 | 1 | - | - | - | 1 | - | - | - | 1 | - | | |
| | | Air Conditioner Thermostat 冷氣機溫度調節器 | 1 | 1 | 1 | 1 | 1 | 1 | 1 | 1 | 1 | 1 | 1 | 1 | 1 | - | 1 | 1 | 1 | 1 | 1 | 1 | 1 | 1 | 1 | 1 | 1 | 1 | 1 | - | | |
| | | Gas Water Heater Temperature Switch 煤氣熱水爐溫度掣 | - | 1 | 1 | - | - | 1 | 1 | - | - | 1 | 1 | - | - | - | 1 | 1 | - | - | 1 | 1 | 1 | 1 | - | 1 | 1 | 1 | - | - | | |

Notes:

- “1, 2,” as shown in the above table denotes the quantity of such provision(s) provided in the residential unit.
- The symbol “-” as shown in the above table denotes “not provided” or “not applicable”.
- The quantity of the lighting switch(es) shown in the schedule denotes the quantity of switch faceplates(s).

備註:

- 上表 “1, 2,” 代表此設備於該住宅單位內提供的裝置數量。
- 上表 “-” 代表不提供或不適用。
- 說明表所顯示的燈掣數量是表示燈掣面板的數量。

FITTINGS, FINISHES AND APPLIANCES
裝置、裝修物料及設備

Schedule of Mechanical & Electrical Provisions of Residential Units
住宅單位機電裝置數量說明表

| Location 位置 | Description 描述 | | Tower 15 第15座 | | | | | | | | | | | | Tower 16 第16座 | | | | | | | | | | | | | | | | | |
|-----------------------|--|--|--------------------------|---|----|----|----------------------|---|----|----|-----------|---|----|----|------------------|---|---|---|-----------|---|---|---|----------------------|---|---|---|-----------|---|---|----|-----------|---|
| | | | G/F 地下 | | | | 1/F - 2/F 1樓 - 2樓 | | | | 3/F 3樓 | | | | 5/F 5樓 | | | | G/F 地下 | | | | 1/F - 2/F 1樓 - 2樓 | | | | 3/F 3樓 | | | | 5/F 5樓 | |
| | Exposed Type 外露型 | | Non-Exposed Type 非外露型 | | A | B | C | D | A | B | C | D | A | B | C | D | A | B | C | D | A | B | C | D | A | B | C | D | A | B | C | D |
| Open kitchen 開放式廚房 | Door Bell 門鐘 | | 1 | 1 | 1 | 1 | 1 | 1 | 1 | 1 | 1 | 1 | 1 | 1 | - | 1 | 1 | 1 | 1 | 1 | 1 | 1 | 1 | 1 | 1 | 1 | 1 | 1 | 1 | - | | |
| | Washing Machine Connection Point (Water Inlet & Outlet) 洗衣機接駁點(來水及去水) | | - | - | - | 1 | - | - | - | 1 | - | - | - | 1 | - | - | - | - | 1 | - | - | - | 1 | - | - | - | 1 | - | - | | | |
| | Dishwasher Connection Point (Water Inlet & Outlet) 洗碗碟機接駁點(來水及去水) | | 1 | 1 | 1 | 1 | 1 | 1 | 1 | 1 | 1 | 1 | 1 | 1 | - | 1 | 1 | 1 | 1 | 1 | 1 | 1 | 1 | 1 | 1 | 1 | 1 | 1 | 1 | - | | |
| | Lighting Point 燈位 | | 11 | 6 | 11 | 11 | 11 | 6 | 11 | 11 | 11 | 6 | 11 | 11 | 9 | - | - | - | - | - | - | - | - | - | - | - | - | - | - | 12 | - | |
| | Lighting Switch 燈掣 | | 2 | 2 | 2 | 2 | 2 | 2 | 2 | 2 | 2 | 2 | 2 | 2 | 2 | - | 4 | 4 | 4 | 4 | 4 | 4 | 4 | 4 | 4 | 4 | 4 | 4 | 4 | 4 | - | |
| | Sprinkler Head 消防花灑頭 | | 2 | 2 | 2 | 2 | 2 | 2 | 2 | 2 | 2 | 2 | 2 | 2 | 2 | - | 2 | 2 | 2 | 2 | 2 | 2 | 2 | 2 | 2 | 2 | 2 | 2 | 2 | 2 | - | |
| Kitchen 廚房 | 13A Twin Socket Outlet 13A 雙位電插座 | | - | - | - | - | - | - | - | - | - | - | - | - | 3 | - | - | - | - | - | - | - | - | - | - | - | - | - | - | 2 | | |
| | 13A Single Socket Outlet (Refrigerator) 13A 單位電插座(雪櫃) | | - | - | - | - | - | - | - | - | - | - | - | - | 2 | - | - | - | - | - | - | - | - | - | - | - | - | - | - | 2 | | |
| | 13A Single Socket Outlet (Dishwasher) 13A 單位電插座(洗碗碟機) | | - | - | - | - | - | - | - | - | - | - | - | - | 1 | - | - | - | - | - | - | - | - | - | - | - | - | - | - | 1 | | |
| | 13A Single Socket Outlet (Wine Cellar) 13A 單位電插座(酒櫃) | | - | - | - | - | - | - | - | - | - | - | - | - | - | - | - | - | - | - | - | - | - | - | - | - | - | - | - | - | | |
| | 13A Single Socket Outlet (Steamer) 13A 單位電插座(蒸爐) | | - | - | - | - | - | - | - | - | - | - | - | - | 1 | - | - | - | - | - | - | - | - | - | - | - | - | - | - | 1 | | |
| | 13A Single Socket Outlet (Cooker Hood) 13A 單位電插座(抽油煙機) | | - | - | - | - | - | - | - | - | - | - | - | - | 1 | - | - | - | - | - | - | - | - | - | - | - | - | - | - | 1 | | |
| | 13A Single Socket Outlet (Gas Cooker) 13A 單位電插座(煤氣爐) | | - | - | - | - | - | - | - | - | - | - | - | - | 2 | - | - | - | - | - | - | - | - | - | - | - | - | - | - | 2 | | |
| | Fused Spur Unit (Cabinet Light) 接線蘇(櫃燈) | | - | - | - | - | - | - | - | - | - | - | - | - | 2 | - | - | - | - | - | - | - | - | - | - | - | - | - | - | 2 | | |
| | Fused Spur Unit (Cabinet Automatic Door) 接線蘇(櫃自動門) | | - | - | - | - | - | - | - | - | - | - | - | - | 2 | - | - | - | - | - | - | - | - | - | - | - | - | - | - | 2 | | |
| | Fused Spur Unit (Ventilation Fan) 接線蘇(抽氣扇) | | - | - | - | - | - | - | - | - | - | - | - | - | 1 | - | - | - | - | - | - | - | - | - | - | - | - | - | - | 1 | | |

Notes:

- “1, 2,” as shown in the above table denotes the quantity of such provision(s) provided in the residential unit.
- The symbol “-” as shown in the above table denotes “not provided” or “not applicable”.
- The quantity of the lighting switch(es) shown in the schedule denotes the quantity of switch faceplates(s).

備註:

- 上表 “1, 2,” 代表此設備於該住宅單位內提供的裝置數量。
- 上表 “-” 代表不提供或不適用。
- 說明表所顯示的燈掣數量是表示燈掣面板的數量。

Schedule of Mechanical & Electrical Provisions of Residential Units
住宅單位機電裝置數量說明表

| Location 位置 | Description 描述 | | Tower 15 第15座 | | | | | | | | | | | | Tower 16 第16座 | | | | | | | | | | | | | | | | | |
|----------------|-----------------------|--|--------------------------|---|---|---|----------------------|---|---|---|-----------|---|---|---|------------------|----|---|---|-----------|---|---|---|----------------------|---|---|---|-----------|---|---|---|-----------|---|
| | | | G/F 地下 | | | | 1/F - 2/F 1樓 - 2樓 | | | | 3/F 3樓 | | | | 5/F 5樓 | | | | G/F 地下 | | | | 1/F - 2/F 1樓 - 2樓 | | | | 3/F 3樓 | | | | 5/F 5樓 | |
| | Exposed Type 外露型 | | Non-Exposed Type 非外露型 | | A | B | C | D | A | B | C | D | A | B | C | D | A | B | A | B | C | D | A | B | C | D | A | B | C | D | A | B |
| Kitchen 廚房 | | Fused Spur Unit (Door Bell) 接線蘇(門鐘) | - | - | - | - | - | - | - | - | - | - | - | - | - | 1 | - | - | - | - | - | - | - | - | - | - | - | - | - | - | - | 1 |
| | | Fused Spur Unit (Gas Water Heater) 接線蘇(煤氣熱水爐) | - | - | - | - | - | - | - | - | - | - | - | - | - | 1 | - | - | - | - | - | - | - | - | - | - | - | - | - | - | - | 1 |
| | | Fused Spur Unit (Air Conditioner) 接線蘇(冷氣機) | - | - | - | - | - | - | - | - | - | - | - | - | - | 1 | - | - | - | - | - | - | - | - | - | - | - | - | - | - | - | 1 |
| | | Connection Unit (Oven) 接線蘇(焗爐) | - | - | - | - | - | - | - | - | - | - | - | - | - | 1 | - | - | - | - | - | - | - | - | - | - | - | - | - | - | - | 1 |
| | | Connection Unit (Induction Type Hob) 接線蘇(電磁爐) | - | - | - | - | - | - | - | - | - | - | - | - | - | 1 | - | - | - | - | - | - | - | - | - | - | - | - | - | - | - | 1 |
| | | Double Pole Switch (Oven) 開關掣(焗爐) | - | - | - | - | - | - | - | - | - | - | - | - | - | 1 | - | - | - | - | - | - | - | - | - | - | - | - | - | - | - | 1 |
| | | Double Pole Switch (Induction Type Hob) 開關掣(電磁爐) | - | - | - | - | - | - | - | - | - | - | - | - | - | 1 | - | - | - | - | - | - | - | - | - | - | - | - | - | - | - | 1 |
| | | Double Pole Switch (Ventilation Fan) 開關掣(抽氣扇) | - | - | - | - | - | - | - | - | - | - | - | - | - | 1 | - | - | - | - | - | - | - | - | - | - | - | - | - | - | - | 1 |
| | | Double Pole Switch (Electric Water Heater) 開關掣(電熱水爐) | - | - | - | - | - | - | - | - | - | - | - | - | - | 1 | - | - | - | - | - | - | - | - | - | - | - | - | - | - | - | 1 |
| | | Isolating Switch (Electric Water Heater) 開關掣(電熱水爐) | - | - | - | - | - | - | - | - | - | - | - | - | - | 1 | - | - | - | - | - | - | - | - | - | - | - | - | - | - | - | 1 |
| | | Air Conditioner Thermostat 冷氣機溫度調節器 | - | - | - | - | - | - | - | - | - | - | - | - | - | 1 | - | - | - | - | - | - | - | - | - | - | - | - | - | - | - | 1 |
| | | Door Bell 門鐘 | - | - | - | - | - | - | - | - | - | - | - | - | - | 1 | - | - | - | - | - | - | - | - | - | - | - | - | - | - | - | 1 |
| | | Dishwasher Connection Point (Water Inlet & Outlet) 洗碗碟機接駁點(來水及去水) | - | - | - | - | - | - | - | - | - | - | - | - | - | 1 | - | - | - | - | - | - | - | - | - | - | - | - | - | - | - | 1 |
| | | Lighting Point 燈位 | - | - | - | - | - | - | - | - | - | - | - | - | - | 12 | - | - | - | - | - | - | - | - | - | - | - | - | - | - | - | 4 |
| | Lighting Switch 燈掣 | - | - | - | - | - | - | - | - | - | - | - | - | - | 2 | - | - | - | - | - | - | - | - | - | - | - | - | - | - | - | 2 | |

Notes:

- "1, 2," as shown in the above table denotes the quantity of such provision(s) provided in the residential unit.
- The symbol "-" as shown in the above table denotes "not provided" or "not applicable".
- The quantity of the lighting switch(es) shown in the schedule denotes the quantity of switch faceplates(s).

備註:

- 上表 "1, 2," 代表此設備於該住宅單位內提供的裝置數量。
- 上表 "-" 代表不提供或不適用。
- 說明表所顯示的燈掣數量是表示燈掣面板的數量。

FITTINGS, FINISHES AND APPLIANCES
裝置、裝修物料及設備

Schedule of Mechanical & Electrical Provisions of Residential Units
住宅單位機電裝置數量說明表

| Location 位置 | Description 描述 | | Tower 15 第15座 | | | | | | | | | | | | Tower 16 第16座 | | | | | | | | | | | | | | | | | |
|--|---------------------------------------|---|------------------|---|---|---|----------------------|---|---|---|-----------|---|---|---|------------------|---|---|---|-----------|---|---|---|----------------------|---|---|---|-----------|---|---|---|-----------|--|
| | | | G/F 地下 | | | | 1/F - 2/F 1樓 - 2樓 | | | | 3/F 3樓 | | | | 5/F 5樓 | | | | G/F 地下 | | | | 1/F - 2/F 1樓 - 2樓 | | | | 3/F 3樓 | | | | 5/F 5樓 | |
| | Exposed Type 外露型 | Non-Exposed Type 非外露型 | A | B | C | D | A | B | C | D | A | B | C | D | A | B | A | B | C | D | A | B | C | D | A | B | C | D | A | B | | |
| Utility room / Area outside utility room 工作間 / 工作間對出 之空間 | 13A Single Socket Outlet 13A 單位電插座 | | 1 | 1 | 1 | 1 | 1 | 1 | 1 | 1 | 1 | 1 | 1 | 1 | - | - | 1 | 1 | 1 | 1 | 1 | 1 | 1 | 1 | 1 | 1 | 1 | 1 | 1 | 1 | | |
| | | 13A Single Socket Outlet 13A 單位電插座 | 2 | 2 | 2 | 2 | 2 | 2 | 2 | 2 | 2 | 2 | 2 | 2 | 2 | 2 | 2 | 2 | 2 | 2 | 2 | 2 | 2 | 2 | 2 | 2 | 2 | 2 | 2 | 2 | | |
| | 13A Twin Socket Outlet 13A 雙位電插座 | | 1 | 1 | 1 | 1 | 1 | 1 | 1 | 1 | 1 | 1 | 1 | 1 | 1 | 1 | 1 | 1 | 1 | 1 | 1 | 1 | 1 | 1 | 1 | 1 | 1 | 1 | 1 | 1 | | |
| | | 13A Single Socket Outlet (Washer Dryer) 13A 單位電插座(洗衣乾衣機) | 1 | 1 | - | 1 | 1 | 1 | - | 1 | 1 | 1 | - | - | - | - | 1 | 1 | - | 1 | 1 | 1 | - | 1 | 1 | 1 | - | - | - | - | | |
| | | 13A Single Socket Outlet (Washer) 13A 單位電插座(洗衣機) | - | - | - | - | - | - | - | - | - | - | - | - | 1 | 1 | - | - | - | - | - | - | - | - | - | - | - | - | 1 | 1 | | |
| | | 13A Single Socket Outlet (Dryer) 13A 單位電插座(乾衣機) | - | - | - | - | - | - | - | - | - | - | - | - | 1 | 1 | - | - | - | - | - | - | - | - | - | - | - | - | 1 | 1 | | |
| | | Fused Spur Unit (Air Conditioner) 接線蘇(冷氣機) | 1 | 1 | 1 | 1 | 1 | 1 | 1 | 1 | 1 | 1 | 1 | 1 | - | - | 1 | 1 | 1 | 1 | 1 | 1 | 1 | 1 | 1 | 1 | 1 | 1 | 1 | 1 | | |
| | | Fused Spur Unit (Air Conditioner Centralize Remote Controller) 接線蘇(冷氣機中央控制面板) | 1 | 1 | 1 | 1 | 1 | 1 | 1 | 1 | 1 | 1 | 1 | 1 | 1 | 1 | 1 | 1 | 1 | 1 | 1 | 1 | 1 | 1 | 1 | 1 | 1 | 1 | 1 | 1 | | |
| | | Data point 網路位 | 1 | 1 | 1 | 1 | 1 | 1 | 1 | 1 | 1 | 1 | 1 | 1 | 1 | 1 | 1 | 1 | 1 | 1 | 1 | 1 | 1 | 1 | 1 | 1 | 1 | 1 | 1 | 1 | | |
| | | Air Conditioner Centralize Remote Controller 冷氣機中央控制面板 | 1 | 1 | 1 | 1 | 1 | 1 | 1 | 1 | 1 | 1 | 1 | 1 | 1 | 1 | 1 | 1 | 1 | 1 | 1 | 1 | 1 | 1 | 1 | 1 | 1 | 1 | 1 | 1 | | |
| | | Double Pole Switch (Ventilation Fan) 開關掣(抽氣扇) | 1 | 1 | 1 | 1 | 1 | 1 | 1 | 1 | 1 | 1 | 1 | 1 | 1 | 1 | 1 | 1 | 1 | 1 | 1 | 1 | 1 | 1 | 1 | 1 | 1 | 1 | 1 | 1 | | |
| | | Double Pole Switch (Electric Water Heater) 開關掣(電熱水爐) | 1 | - | - | 1 | 1 | - | - | - | 1 | - | - | - | 1 | 1 | 1 | - | - | 1 | 1 | - | - | - | 1 | - | - | - | 1 | 1 | | |
| | | Air Conditioner Thermostat 冷氣機溫度調節器 | 1 | 1 | 1 | 1 | 1 | 1 | 1 | 1 | 1 | 1 | 1 | 1 | - | - | 1 | 1 | 1 | 1 | 1 | 1 | 1 | 1 | 1 | 1 | 1 | 1 | 1 | 1 | | |
| | | Washing Machine Connection Point (Water Inlet & Outlet) 洗衣機接駁點(來水及去水) | 1 | 1 | - | 1 | 1 | 1 | - | 1 | 1 | 1 | - | - | 1 | 1 | 1 | 1 | 1 | - | 1 | 1 | 1 | - | 1 | 1 | 1 | - | 1 | 1 | | |
| | | Gas Water Heater Temperature Switch 煤氣熱水爐溫度掣 | - | 1 | 1 | - | - | 1 | 1 | - | 1 | 1 | 1 | - | - | - | - | - | - | - | - | - | - | - | - | - | - | - | - | - | | |
| | | Lighting Point 燈位 | 4 | 3 | 3 | 3 | 2 | 2 | 2 | 2 | 2 | 2 | 2 | 3 | 1 | 1 | 3 | 3 | 3 | 3 | 3 | 3 | 3 | 3 | 3 | 3 | 3 | 3 | 1 | 1 | | |
| | | Lighting Switch 燈掣 | 3 | 3 | 3 | 3 | 3 | 3 | 3 | 3 | 3 | 3 | 3 | 3 | 2 | 2 | 3 | 3 | 3 | 3 | 3 | 3 | 3 | 3 | 3 | 3 | 3 | 3 | 3 | 3 | | |
| | | Lighting Switch 燈掣 | 1 | 1 | 1 | 1 | 1 | 1 | 1 | 1 | 1 | 1 | 1 | 1 | 1 | 1 | 1 | 1 | 1 | 1 | 1 | 1 | 1 | 1 | 1 | 1 | 1 | 1 | 1 | 1 | | |
| | Distribution Board 配電箱 | 1 | 1 | 1 | 1 | 1 | 1 | 1 | 1 | 1 | 1 | 1 | 1 | 1 | 1 | 1 | 1 | 1 | 1 | 1 | 1 | 1 | 1 | 1 | 1 | 1 | 1 | 1 | 1 | | | |

Notes:

- "1, 2," as shown in the above table denotes the quantity of such provision(s) provided in the residential unit.
- The symbol "-" as shown in the above table denotes "not provided" or "not applicable".
- The quantity of the lighting switch(es) shown in the schedule denotes the quantity of switch faceplates(s).

備註:

- 上表 "1, 2," 代表此設備於該住宅單位內提供的裝置數量。
- 上表 "-" 代表不提供或不適用。
- 說明表所顯示的燈掣數量是表示燈掣面板的數量。

Schedule of Mechanical & Electrical Provisions of Residential Units
住宅單位機電裝置數量說明表

| Location 位置 | Description 描述 | | Tower 15 第15座 | | | | | | | | | | | | Tower 16 第16座 | | | | | | | | | | | | | | | | | |
|--|--|---|--------------------------|---|---|---|----------------------|---|---|---|-----------|---|---|---|------------------|---|---|---|-----------|---|---|---|----------------------|---|---|---|-----------|---|---|---|-----------|---|
| | | | G/F 地下 | | | | 1/F - 2/F 1樓 - 2樓 | | | | 3/F 3樓 | | | | 5/F 5樓 | | | | G/F 地下 | | | | 1/F - 2/F 1樓 - 2樓 | | | | 3/F 3樓 | | | | 5/F 5樓 | |
| | Exposed Type 外露型 | | Non-Exposed Type 非外露型 | | A | B | C | D | A | B | C | D | A | B | C | D | A | B | A | B | C | D | A | B | C | D | A | B | C | D | A | B |
| Master bedroom (including dressing room if applicable) 主人睡房 (包括衣帽 間如適用) | 13A Single Socket Outlet 13A 單位電插座 | | 3 | 3 | 3 | 3 | 3 | 3 | 3 | 3 | 3 | 3 | 3 | 3 | 5 | 3 | 2 | 2 | 2 | 2 | 2 | 2 | 2 | 2 | 2 | 2 | 2 | 2 | 2 | 2 | 2 | 2 |
| | 13A Twin Socket Outlet 13A 雙位電插座 | | 1 | 1 | 1 | 1 | 1 | 1 | 1 | 1 | 1 | 1 | 1 | 1 | 1 | 2 | 1 | 1 | 1 | 1 | 1 | 1 | 1 | 1 | 1 | 1 | 1 | 1 | 1 | 1 | 3 | 3 |
| | TV / FM Outlet 電視 / 電台天線插座 | | 1 | 1 | 1 | 1 | 1 | 1 | 1 | 1 | 1 | 1 | 1 | 1 | 1 | 1 | 1 | 1 | 1 | 1 | 1 | 1 | 1 | 1 | 1 | 1 | 1 | 1 | 1 | 1 | 1 | 1 |
| | Data Point 網路位 | | 1 | 1 | 1 | 1 | 1 | 1 | 1 | 1 | 1 | 1 | 1 | 1 | 1 | 1 | 1 | 1 | 1 | 1 | 1 | 1 | 1 | 1 | 1 | 1 | 1 | 1 | 1 | 1 | 1 | 1 |
| | Fused Spur Unit (Air Conditioner) 接線蘇(冷氣機) | | 1 | 1 | 1 | 1 | 1 | 1 | 1 | 1 | 1 | 1 | 1 | 1 | 2 | - | 1 | 1 | 1 | 1 | 1 | 1 | 1 | 1 | 1 | 1 | 1 | 1 | 1 | 1 | 2 | 2 |
| | Fused Spur Unit (Air Conditioner) 接線蘇(冷氣機) | | - | - | - | - | - | - | - | - | - | - | - | - | 1 | 3 | - | - | - | - | - | - | - | - | - | - | - | - | - | - | 1 | 1 |
| | Air Conditioner Thermostat 冷氣機溫度調節器 | | - | - | - | - | - | - | - | - | 1 | 1 | 1 | 1 | 1 | 3 | - | - | - | - | - | - | - | - | - | - | 1 | - | 1 | 1 | 1 | 1 |
| | Double Pole Switch (Electric Water Heater) 開關掣(電熱水爐) | | - | - | - | - | - | - | - | - | - | 1 | - | 1 | 1 | - | - | - | - | - | - | - | - | - | - | - | 1 | - | 1 | - | - | - |
| | Double Pole Switch (Ventilation Fan) 開關掣(抽氣扇) | | 1 | 1 | 1 | 1 | 1 | 1 | 1 | 1 | 1 | 1 | 1 | 1 | 1 | 1 | 1 | 1 | 1 | 1 | 1 | 1 | 1 | 1 | 1 | 1 | 1 | 1 | 1 | 1 | 1 | 1 |
| | Lighting Point 燈位 | | 4 | 1 | 1 | 1 | 4 | 1 | 1 | 1 | 9 | 1 | 6 | 1 | 6 | 6 | 4 | 1 | 1 | 1 | 4 | 1 | 1 | 1 | 6 | 3 | 1 | 3 | 5 | 7 | | |
| Lighting Switch 燈掣 | | 4 | 4 | 4 | 4 | 4 | 4 | 4 | 4 | 4 | 4 | 4 | 4 | 4 | 4 | 4 | 4 | 4 | 4 | 4 | 4 | 4 | 4 | 4 | 4 | 4 | 4 | 4 | 4 | 4 | 4 | |

Notes:

- “1, 2,” as shown in the above table denotes the quantity of such provision(s) provided in the residential unit.
- The symbol “-” as shown in the above table denotes “not provided” or “not applicable”.
- The quantity of the lighting switch(es) shown in the schedule denotes the quantity of switch faceplates(s).

備註:

- 上表 “1, 2,” 代表此設備於該住宅單位內提供的裝置數量。
- 上表 “-” 代表不提供或不適用。
- 說明表所顯示的燈掣數量是表示燈掣面板的數量。

FITTINGS, FINISHES AND APPLIANCES
裝置、裝修物料及設備

Schedule of Mechanical & Electrical Provisions of Residential Units
住宅單位機電裝置數量說明表

| Location 位置 | Description 描述 | | Tower 15 第15座 | | | | | | | | | | | | Tower 16 第16座 | | | | | | | | | | | | | | | | | |
|-----------------------|--|---|--------------------------|---|---|---|----------------------|---|---|---|-----------|---|---|---|------------------|---|---|---|-----------|---|---|---|----------------------|---|---|---|-----------|---|---|---|-----------|---|
| | | | G/F 地下 | | | | 1/F - 2/F 1樓 - 2樓 | | | | 3/F 3樓 | | | | 5/F 5樓 | | | | G/F 地下 | | | | 1/F - 2/F 1樓 - 2樓 | | | | 3/F 3樓 | | | | 5/F 5樓 | |
| | Exposed Type 外露型 | | Non-Exposed Type 非外露型 | | A | B | C | D | A | B | C | D | A | B | C | D | A | B | A | B | C | D | A | B | C | D | A | B | C | D | A | B |
| Bedroom 1 睡房1 | 13A Single Socket Outlet 13A 單位電插座 | | 2 | 2 | 2 | 2 | 2 | 2 | 2 | 2 | 2 | 2 | 2 | 2 | 3 | 2 | 2 | 2 | 2 | 2 | 2 | 2 | 2 | 2 | 2 | 2 | 2 | 2 | 2 | 2 | 2 | |
| | 13A Twin Socket Outlet 13A 雙位電插座 | | 1 | 1 | 1 | 1 | 1 | 1 | 1 | 1 | 1 | 1 | 1 | 1 | 1 | 1 | 1 | 1 | 1 | 1 | 1 | 1 | 1 | 1 | 1 | 1 | 1 | 1 | 1 | 2 | 2 | |
| | TV / FM Outlet 電視 / 電台天線插座 | | 1 | 1 | 1 | 1 | 1 | 1 | 1 | 1 | 1 | 1 | 1 | 1 | 1 | 1 | 1 | 1 | 1 | 1 | 1 | 1 | 1 | 1 | 1 | 1 | 1 | 1 | 1 | 1 | 1 | |
| | Data Point 網路位 | | 1 | 1 | 1 | 1 | 1 | 1 | 1 | 1 | 1 | 1 | 1 | 1 | 1 | 1 | 1 | 1 | 1 | 1 | 1 | 1 | 1 | 1 | 1 | 1 | 1 | 1 | 1 | 1 | 1 | |
| | Fused Spur Unit (Air Conditioner) 接線蘇(冷氣機) | | 1 | 1 | 1 | 1 | 1 | 1 | 1 | 1 | 1 | 1 | 1 | 1 | - | - | 1 | 1 | 1 | 1 | 1 | 1 | 1 | 1 | 1 | 1 | 1 | 1 | 1 | 1 | 1 | |
| | | Fused Spur Unit (Air Conditioner) 接線蘇(冷氣機) | - | - | - | - | - | - | - | - | - | - | - | - | 1 | 1 | - | - | - | - | - | - | - | - | - | - | - | - | - | - | - | |
| | Air Conditioner Thermostat 冷氣機溫度調節器 | | - | - | - | - | 1 | - | - | - | 1 | - | - | - | 1 | 1 | - | - | - | - | - | - | - | - | - | - | - | - | - | - | - | |
| | Double Pole Switch (Electric Water Heater) 開關掣(電熱水爐) | | - | - | - | - | - | - | - | - | - | - | - | - | - | - | - | - | - | - | - | - | - | - | - | - | - | - | - | - | - | |
| | Double Pole Switch (Ventilation Fan) 開關掣(抽氣扇) | | 1 | - | - | - | - | - | - | - | - | - | - | - | 1 | 1 | 1 | - | - | - | 1 | - | - | - | 1 | - | - | - | 1 | 1 | 1 | |
| | Lighting Point 燈位 | | 1 | 1 | 1 | 1 | 4 | 1 | 1 | 1 | 1 | 1 | 1 | 1 | 6 | 7 | 1 | 1 | 1 | 1 | 1 | 1 | 1 | 1 | 1 | 1 | 1 | 1 | 1 | 4 | 7 | |
| Lighting Switch 燈掣 | | 2 | 1 | 1 | 1 | 1 | 1 | 1 | 1 | 1 | 1 | 1 | 1 | 3 | 2 | 2 | 1 | 1 | 1 | 2 | 1 | 1 | 1 | 2 | 1 | 1 | 1 | 3 | 3 | | | |

Notes:

- "1, 2," as shown in the above table denotes the quantity of such provision(s) provided in the residential unit.
- The symbol "-" as shown in the above table denotes "not provided" or "not applicable".
- The quantity of the lighting switch(es) shown in the schedule denotes the quantity of switch faceplates(s).

備註:

- 上表 "1, 2," 代表此設備於該住宅單位內提供的裝置數量。
- 上表 "-" 代表不提供或不適用。
- 說明表所顯示的燈掣數量是表示燈掣面板的數量。

Schedule of Mechanical & Electrical Provisions of Residential Units
住宅單位機電裝置數量說明表

| Location 位置 | Description 描述 | | Tower 15 第15座 | | | | | | | | | | | | Tower 16 第16座 | | | | | | | | | | | | | | | | | |
|------------------|--|---|------------------|---|---|---|----------------------|---|---|---|-----------|---|---|---|------------------|---|---|---|-----------|---|---|---|----------------------|---|---|---|-----------|---|---|---|-----------|--|
| | | | G/F 地下 | | | | 1/F - 2/F 1樓 - 2樓 | | | | 3/F 3樓 | | | | 5/F 5樓 | | | | G/F 地下 | | | | 1/F - 2/F 1樓 - 2樓 | | | | 3/F 3樓 | | | | 5/F 5樓 | |
| | Exposed Type 外露型 | Non-Exposed Type 非外露型 | A | B | C | D | A | B | C | D | A | B | C | D | A | B | A | B | C | D | A | B | C | D | A | B | C | D | A | B | | |
| Bedroom 2 睡房2 | 13A Single Socket Outlet 13A 單位電插座 | | 2 | 2 | 2 | 2 | 2 | 2 | 2 | 2 | 2 | 2 | 2 | 2 | 2 | 2 | 2 | 2 | 2 | 2 | 2 | 2 | 2 | 2 | 2 | 2 | 2 | 2 | 2 | 2 | | |
| | 13A Twin Socket Outlet 13A 雙位電插座 | | 1 | 1 | 1 | 1 | 1 | 1 | 1 | 1 | 1 | 1 | 1 | 1 | 1 | 1 | 1 | 1 | 1 | 1 | 1 | 1 | 1 | 1 | 1 | 1 | 1 | 1 | 1 | 1 | | |
| | TV / FM Outlet 電視 / 電台天線插座 | | 1 | 1 | 1 | 1 | 1 | 1 | 1 | 1 | 1 | 1 | 1 | 1 | 1 | 1 | 1 | 1 | 1 | 1 | 1 | 1 | 1 | 1 | 1 | 1 | 1 | 1 | 1 | 1 | | |
| | Data Point 網路位 | | 1 | 1 | 1 | 1 | 1 | 1 | 1 | 1 | 1 | 1 | 1 | 1 | 1 | 1 | 1 | 1 | 1 | 1 | 1 | 1 | 1 | 1 | 1 | 1 | 1 | 1 | 1 | 1 | | |
| | Fused Spur Unit (Air Conditioner) 接線蘇(冷氣機) | | - | - | - | - | 1 | - | - | - | 1 | - | - | - | 1 | - | - | - | - | - | - | - | - | - | - | - | - | - | 1 | 1 | | |
| | | Fused Spur Unit (Air Conditioner) 接線蘇(冷氣機) | 1 | 1 | 1 | 1 | - | 1 | 1 | 1 | - | 1 | 1 | 1 | - | 1 | 1 | 1 | 1 | 1 | 1 | 1 | 1 | 1 | 1 | 1 | 1 | 1 | - | - | | |
| | Air Conditioner Thermostat 冷氣機溫度調節器 | | 1 | 1 | 1 | 1 | - | 1 | 1 | 1 | - | 1 | 1 | 1 | - | 1 | 1 | 1 | 1 | 1 | 1 | 1 | 1 | 1 | 1 | 1 | 1 | 1 | - | - | | |
| | Double Pole Switch (Electric Water Heater) 開關掣(電熱水爐) | | - | - | - | - | - | - | - | - | - | - | - | - | - | - | - | - | - | - | - | - | - | - | - | - | - | - | - | - | | |
| | Double Pole Switch (Ventilation Fan) 開關掣(抽氣扇) | | - | - | - | - | - | - | - | - | - | - | - | - | - | - | - | - | - | - | - | - | - | - | - | - | - | - | - | - | | |
| | Lighting Point 燈位 | | 4 | 4 | 4 | 4 | 1 | 5 | 5 | 5 | 1 | 5 | 5 | 6 | 1 | 4 | 4 | 5 | 4 | 5 | 4 | 5 | 4 | 5 | 4 | 5 | 4 | 5 | 1 | 1 | | |
| | Lighting Switch 燈掣 | | 1 | 1 | 1 | 1 | 1 | 1 | 1 | 1 | 1 | 1 | 1 | 1 | 1 | 1 | 1 | 1 | 1 | 1 | 1 | 1 | 1 | 1 | 1 | 1 | 1 | 1 | 1 | 1 | | |

Notes:

- "1, 2," as shown in the above table denotes the quantity of such provision(s) provided in the residential unit.
- The symbol "-" as shown in the above table denotes "not provided" or "not applicable".
- The quantity of the lighting switch(es) shown in the schedule denotes the quantity of switch faceplates(s).

備註:

- 上表 "1, 2," 代表此設備於該住宅單位內提供的裝置數量。
- 上表 "-" 代表不提供或不適用。
- 說明表所顯示的燈掣數量是表示燈掣面板的數量。

FITTINGS, FINISHES AND APPLIANCES
裝置、裝修物料及設備

Schedule of Mechanical & Electrical Provisions of Residential Units
住宅單位機電裝置數量說明表

| Location 位置 | Description 描述 | | Tower 15 第15座 | | | | | | | | | | | | Tower 16 第16座 | | | | | | | | | | | | | | | | | |
|------------------|--|--|--------------------------|---|---|---|----------------------|---|---|---|-----------|---|---|---|------------------|---|---|---|-----------|---|---|---|----------------------|---|---|---|-----------|---|---|---|-----------|---|
| | | | G/F 地下 | | | | 1/F - 2/F 1樓 - 2樓 | | | | 3/F 3樓 | | | | 5/F 5樓 | | | | G/F 地下 | | | | 1/F - 2/F 1樓 - 2樓 | | | | 3/F 3樓 | | | | 5/F 5樓 | |
| | Exposed Type 外露型 | | Non-Exposed Type 非外露型 | | A | B | C | D | A | B | C | D | A | B | C | D | A | B | A | B | C | D | A | B | C | D | A | B | C | D | A | B |
| Bedroom 3 睡房3 | 13A Single Socket Outlet 13A 單位電插座 | | 2 | - | - | - | 2 | - | - | - | 2 | - | - | - | 2 | - | 2 | - | 2 | - | - | - | 2 | - | - | - | 2 | - | - | - | 2 | 2 |
| | 13A Twin Socket Outlet 13A 雙位電插座 | | 1 | - | - | - | 1 | - | - | - | 1 | - | - | - | 1 | - | 1 | - | 1 | - | - | - | 1 | - | - | - | 1 | - | - | - | 1 | 1 |
| | TV / FM Outlet 電視 / 電台天線插座 | | 1 | - | - | - | 1 | - | - | - | 1 | - | - | - | 1 | - | 1 | - | 1 | - | - | - | 1 | - | - | - | 1 | - | - | - | 1 | 1 |
| | Data Point 網路位 | | 1 | - | - | - | 1 | - | - | - | 1 | - | - | - | 1 | - | 1 | - | 1 | - | - | - | 1 | - | - | - | 1 | - | - | - | 1 | 1 |
| | Fused Spur Unit (Air Conditioner) 接線蘇(冷氣機) | | 1 | - | - | - | 1 | - | - | - | 1 | - | - | - | 1 | - | 1 | - | 1 | - | - | - | 1 | - | - | - | 1 | - | - | - | 1 | 1 |
| | Fused Spur Unit (Air Conditioner) 接線蘇(冷氣機) | | - | - | - | - | - | - | - | - | - | - | - | - | - | - | - | - | - | - | - | - | - | - | - | - | - | - | - | - | - | - |
| | Air Conditioner Thermostat 冷氣機溫度調節器 | | - | - | - | - | - | - | - | - | - | - | - | - | - | - | - | - | - | - | - | - | - | - | - | - | - | - | - | - | - | - |
| | Double Pole Switch (Electric Water Heater) 開關掣(電熱水爐) | | - | - | - | - | - | - | - | - | - | - | - | - | - | - | - | - | - | - | - | - | - | - | - | - | - | - | - | - | - | - |
| | Double Pole Switch (Ventilation Fan) 開關掣(抽氣扇) | | - | - | - | - | - | - | - | - | - | - | - | - | - | - | - | - | - | - | - | - | - | - | - | - | - | - | - | - | - | - |
| | Lighting Point 燈位 | | 1 | - | - | - | 1 | - | - | - | 1 | - | - | - | 1 | - | 1 | - | 1 | - | - | - | 1 | - | - | - | 1 | - | - | - | 1 | 1 |
| | Lighting Switch 燈掣 | | 1 | - | - | - | 2 | - | - | - | 1 | - | - | - | 1 | - | 1 | - | 1 | - | - | - | 1 | - | - | - | 1 | - | - | - | 1 | 1 |

Notes:

- "1, 2," as shown in the above table denotes the quantity of such provision(s) provided in the residential unit.
- The symbol "-" as shown in the above table denotes "not provided" or "not applicable".
- The quantity of the lighting switch(es) shown in the schedule denotes the quantity of switch faceplates(s).

備註:

- 上表 "1, 2," 代表此設備於該住宅單位內提供的裝置數量。
- 上表 "-" 代表不提供或不適用。
- 說明表所顯示的燈掣數量是表示燈掣面板的數量。

Schedule of Mechanical & Electrical Provisions of Residential Units
住宅單位機電裝置數量說明表

| Location 位置 | Description 描述 | | Tower 15 第15座 | | | | | | | | | | | | Tower 16 第16座 | | | | | | | | | | | | | | | | | |
|-------------------------|---------------------|--|--------------------------|----|----|----|----------------------|----|----|----|-----------|----|----|----|------------------|----|---|---|-----------|---|---|---|----------------------|---|---|---|-----------|---|---|---|-----------|---|
| | | | G/F 地下 | | | | 1/F - 2/F 1樓 - 2樓 | | | | 3/F 3樓 | | | | 5/F 5樓 | | | | G/F 地下 | | | | 1/F - 2/F 1樓 - 2樓 | | | | 3/F 3樓 | | | | 5/F 5樓 | |
| | Exposed Type 外露型 | | Non-Exposed Type 非外露型 | | A | B | C | D | A | B | C | D | A | B | C | D | A | B | A | B | C | D | A | B | C | D | A | B | C | D | A | B |
| Master bathroom 主人浴室 | | 13A Single Socket Outlet (With USB Port) 13A 單位電插座(附有USB接口) | 2 | 2 | 2 | 2 | 2 | 2 | 2 | 2 | 2 | 2 | 2 | 2 | 2 | 2 | 2 | 2 | 2 | 2 | 2 | 2 | 2 | 2 | 2 | 2 | 2 | 2 | 2 | 2 | | |
| | | Fused Spur Unit (Cabinet Light) 接線蘇(櫃燈) | 1 | 1 | 1 | 1 | 1 | 1 | 1 | 1 | 1 | 1 | 1 | 1 | 1 | 1 | 1 | 1 | 1 | 1 | 1 | 1 | 1 | 1 | 1 | 1 | 1 | 1 | 1 | 1 | | |
| | | Fused Spur Unit (Ventilation Fan) 接線蘇(抽氣扇) | 1 | 1 | 1 | 1 | 1 | 1 | 1 | 1 | 1 | 1 | 1 | 1 | 1 | 1 | 1 | 1 | 1 | 1 | 1 | 1 | 1 | 1 | 1 | 1 | 1 | 1 | 1 | 1 | | |
| | | Fused Spur Unit (Gas Water Heater) 接線蘇(煤氣熱水爐) | 1 | 1 | 1 | 1 | 1 | 1 | 1 | 1 | 1 | - | 1 | - | - | 1 | 1 | 1 | 1 | 1 | 1 | 1 | 1 | 1 | 1 | - | 1 | - | 1 | 1 | | |
| | | Fused Spur Unit (Air Conditioner) 接線蘇(冷氣機) | - | - | - | - | - | - | - | - | - | - | - | - | 1 | - | - | - | - | - | - | - | - | - | - | - | - | - | - | 1 | 1 | |
| | | Fused Spur Unit (Towel Warmer) 接線蘇(發熱毛巾架) | 1 | - | - | - | 1 | - | - | - | 1 | - | 1 | - | 1 | 1 | 1 | - | 1 | - | 1 | - | 1 | - | 1 | - | 1 | - | 1 | 1 | | |
| | | Double Pole Switch (Thermo Ventilator) 開關掣(浴室竇) | 1 | 1 | 1 | 1 | 1 | 1 | 1 | 1 | 1 | 1 | 1 | 1 | 1 | 1 | 1 | 1 | 1 | 1 | 1 | 1 | 1 | 1 | 1 | 1 | 1 | 1 | 1 | 1 | | |
| | | Isolating Switch (Electric Water Heater) 開關掣(電熱水爐) | - | - | - | - | - | - | - | - | - | 1 | - | 1 | 1 | - | - | - | - | - | - | - | - | - | - | - | 1 | - | 1 | - | - | |
| | | Air Conditioner Thermostat 冷氣機溫度調節器 | - | - | - | - | - | - | - | - | - | - | - | - | 1 | 1 | - | - | - | - | - | - | - | - | - | - | - | - | - | 1 | 1 | |
| | | Gas Water Heater Temperature Switch 煤氣熱水爐溫度掣 | 1 | 1 | 1 | 1 | 1 | 1 | 1 | 1 | - | 1 | 1 | - | - | 1 | 1 | 1 | 1 | 1 | 1 | 1 | 1 | 1 | 1 | 1 | - | 1 | - | 1 | 1 | |
| | | Lighting Point 燈位 | 14 | 13 | 13 | 13 | 14 | 13 | 13 | 13 | 14 | 13 | 13 | 13 | 12 | 12 | 4 | 4 | 4 | 4 | 4 | 4 | 4 | 4 | 4 | 4 | 4 | 4 | 4 | 7 | 7 | |

Notes:

- “1, 2,” as shown in the above table denotes the quantity of such provision(s) provided in the residential unit.
- The symbol “-” as shown in the above table denotes “not provided” or “not applicable”.
- The quantity of the lighting switch(es) shown in the schedule denotes the quantity of switch faceplates(s).

備註:

- 上表 “1, 2,” 代表此設備於該住宅單位內提供的裝置數量。
- 上表 “-” 代表不提供或不適用。
- 說明表所顯示的燈掣數量是表示燈掣面板的數量。

FITTINGS, FINISHES AND APPLIANCES
裝置、裝修物料及設備

Schedule of Mechanical & Electrical Provisions of Residential Units
住宅單位機電裝置數量說明表

| Location 位置 | Description 描述 | | Tower 15 第15座 | | | | | | | | | | | | Tower 16 第16座 | | | | | | | | | | | | | | | | | |
|--------------------|---------------------|--|------------------|---|---|---|----------------------|---|---|---|-----------|---|---|---|------------------|---|---|---|-----------|---|---|---|----------------------|---|---|---|-----------|---|---|---|-----------|--|
| | | | G/F 地下 | | | | 1/F - 2/F 1樓 - 2樓 | | | | 3/F 3樓 | | | | 5/F 5樓 | | | | G/F 地下 | | | | 1/F - 2/F 1樓 - 2樓 | | | | 3/F 3樓 | | | | 5/F 5樓 | |
| | Exposed Type 外露型 | Non-Exposed Type 非外露型 | A | B | C | D | A | B | C | D | A | B | C | D | A | B | A | B | C | D | A | B | C | D | A | B | C | D | A | B | | |
| Bathroom 1 浴室1 | | 13A Single Socket Outlet (With USB Port) 13A 單位電插座(附有USB接口) | 1 | 1 | 1 | 1 | 1 | 1 | 1 | 1 | 1 | 1 | 1 | 1 | 1 | 1 | 1 | 1 | 1 | 1 | 1 | 1 | 1 | 1 | 1 | 1 | 1 | 1 | 1 | 1 | | |
| | | Fused Spur Unit (Cabinet Light) 接線蘇(櫃燈) | 1 | 1 | 1 | 1 | 1 | 1 | 1 | 1 | 1 | 1 | 1 | 1 | 1 | 1 | 1 | 1 | 1 | 1 | 1 | 1 | 1 | 1 | 1 | 1 | 1 | 1 | 1 | 1 | | |
| | | Fused Spur Unit (Ventilation Fan) 接線蘇(抽氣扇) | 1 | 1 | 1 | 1 | 1 | 1 | 1 | 1 | 1 | 1 | 1 | 1 | 1 | 1 | 1 | 1 | 1 | 1 | 1 | 1 | 1 | 1 | 1 | 1 | 1 | 1 | 1 | 1 | | |
| | | Isolating Switch (Electric Water Heater) 開關掣(電熱水爐) | - | 1 | 1 | 1 | - | 1 | 1 | 1 | - | 1 | 1 | 1 | - | - | - | 1 | 1 | 1 | - | 1 | 1 | 1 | - | 1 | 1 | 1 | - | - | | |
| | | Double Pole Switch (Thermo Ventilator) 開關掣(浴室寶) | 1 | 1 | 1 | 1 | 1 | 1 | 1 | 1 | 1 | 1 | 1 | 1 | 1 | 1 | 1 | 1 | 1 | 1 | 1 | 1 | 1 | 1 | 1 | 1 | 1 | 1 | 1 | 1 | | |
| | | Gas Water Heater Temperature Switch 煤氣熱水爐溫度掣 | 1 | - | - | - | 1 | - | - | - | 1 | 1 | - | - | 1 | 1 | 1 | - | - | - | 1 | - | - | - | 1 | - | - | - | 1 | 1 | | |
| | | Lighting Point 燈位 | 7 | 7 | 7 | 7 | 7 | 7 | 7 | 7 | 7 | 7 | 7 | 7 | 7 | 7 | 7 | 7 | 7 | 7 | 7 | 7 | 7 | 7 | 7 | 7 | 7 | 7 | 7 | 7 | | |
| Bathroom 2 浴室2 | | 13A Single Socket Outlet (With USB Port) 13A單位電插座(附有USB接口) | 1 | - | - | - | 1 | - | - | - | 1 | - | - | - | 1 | 1 | 1 | - | - | - | 1 | - | - | - | 1 | - | - | - | 1 | 1 | | |
| | | Fused Spur Unit (Cabinet Light) 接線蘇(櫃燈) | 1 | - | - | - | 1 | - | - | - | 1 | - | - | - | 1 | 1 | 1 | - | - | - | 1 | - | - | - | 1 | - | - | - | 1 | 1 | | |
| | | Fused Spur Unit (Ventilation Fan) 接線蘇(抽氣扇) | 1 | - | - | - | 1 | - | - | - | 1 | - | - | - | 1 | 1 | 1 | - | - | - | 1 | - | - | - | 1 | - | - | - | 1 | 1 | | |
| | | Double Pole Switch (Thermo Ventilator) 開關掣(浴室寶) | 1 | - | - | - | 1 | - | - | - | 1 | - | - | - | 1 | 1 | 1 | - | - | - | 1 | - | - | - | 1 | - | - | - | 1 | 1 | | |
| | | Gas Water Heater Temperature Switch 煤氣熱水爐溫度掣 | 1 | - | - | - | 1 | - | - | - | 1 | - | - | - | 1 | 1 | 1 | - | - | - | 1 | - | - | - | 1 | - | - | - | 1 | 1 | | |
| | | Lighting Point 燈位 | 7 | - | - | - | 7 | - | - | - | 7 | - | - | - | 7 | 7 | 7 | - | - | - | 7 | - | - | - | 7 | - | - | - | 7 | 7 | | |
| Powder room 化妝間 | | Fused Spur Unit (Ventilation Fan) 接線蘇(抽氣扇) | - | - | - | - | - | - | - | - | - | - | - | - | 1 | - | - | - | - | - | - | - | - | - | - | - | - | 1 | 1 | | | |
| | | Isolating Switch (Electric Water Heater) 開關掣(電熱水爐) | - | - | - | - | - | - | - | - | - | - | - | - | 1 | - | - | - | - | - | - | - | - | - | - | - | - | 1 | 1 | | | |
| | | Lighting Point 燈位 | - | - | - | - | - | - | - | - | - | - | - | - | 3 | - | - | - | - | - | - | - | - | - | - | - | - | 3 | 3 | | | |

Notes:

- "1, 2," as shown in the above table denotes the quantity of such provision(s) provided in the residential unit.
- The symbol "-" as shown in the above table denotes "not provided" or "not applicable".
- The quantity of the lighting switch(es) shown in the schedule denotes the quantity of switch faceplates(s).

備註:

- 上表 "1, 2," 代表此設備於該住宅單位內提供的裝置數量。
- 上表 "-" 代表不提供或不適用。
- 說明表所顯示的燈掣數量是表示燈掣面板的數量。

Schedule of Mechanical & Electrical Provisions of Residential Units
住宅單位機電裝置數量說明表

| Location 位置 | Description 描述 | | Tower 15 第15座 | | | | | | | | | | | | Tower 16 第16座 | | | | | | | | | | | | | | | | | |
|-----------------|---------------------|--|------------------|---|---|---|----------------------|---|---|---|-----------|---|---|---|------------------|---|---|---|-----------|---|---|---|----------------------|---|---|---|-----------|---|---|---|-----------|--|
| | | | G/F 地下 | | | | 1/F - 2/F 1樓 - 2樓 | | | | 3/F 3樓 | | | | 5/F 5樓 | | | | G/F 地下 | | | | 1/F - 2/F 1樓 - 2樓 | | | | 3/F 3樓 | | | | 5/F 5樓 | |
| | Exposed Type 外露型 | Non-Exposed Type 非外露型 | A | B | C | D | A | B | C | D | A | B | C | D | A | B | A | B | C | D | A | B | C | D | A | B | C | D | A | B | | |
| Lavatory 洗手間 | | Fused Spur Unit (Ventilation Fan) 接線蘇(抽氣扇) | 1 | 1 | 1 | 1 | 1 | 1 | 1 | 1 | 1 | 1 | 1 | 1 | 1 | 1 | 1 | 1 | 1 | 1 | 1 | 1 | 1 | 1 | 1 | 1 | 1 | 1 | 1 | 1 | | |
| | | Isolating Switch (Electric Water Heater) 開關掣(電熱水爐) | 1 | - | 1 | - | 1 | - | - | - | 1 | - | - | - | 1 | 1 | 1 | - | - | 1 | 1 | - | - | - | 1 | - | - | - | 1 | 1 | | |
| | | Gas Water Heater Temperature Switch 煤氣熱水爐溫度掣 | - | 1 | 1 | - | - | 1 | 1 | 1 | - | - | 1 | 1 | - | - | - | 1 | 1 | - | - | 1 | 1 | 1 | - | 1 | 1 | 1 | - | - | | |
| | | Lighting Point 燈位 | 1 | 1 | 1 | 1 | 1 | 1 | 1 | 1 | 1 | 1 | 1 | 1 | 1 | 1 | 1 | 1 | 1 | 1 | 1 | 1 | 1 | 1 | 1 | 1 | 1 | 1 | 1 | 1 | | |
| Pantry 備餐間 | | 13A Single Socket Outlet 13A 單位電插座 | - | - | - | - | - | - | - | - | - | - | - | - | - | - | - | - | - | - | - | - | - | - | - | - | - | - | - | - | | |
| | | 13A Twin Socket Outlet 13A 雙位電插座 | - | - | - | - | - | - | - | - | - | - | - | - | - | 2 | - | - | - | - | - | - | - | - | - | - | - | - | 1 | 3 | | |
| | | 13A Single Socket Outlet (Wine Cellar) 13A 單位電插座(酒櫃) | - | - | - | - | - | - | - | - | - | - | - | - | - | 1 | - | - | - | - | - | - | - | - | - | - | - | - | 1 | 1 | | |
| | | 13A Single Socket Outlet (Refrigerator) 13A 單位電插座(雪櫃) | - | - | - | - | - | - | - | - | - | - | - | - | - | 1 | - | - | - | - | - | - | - | - | - | - | - | - | - | 1 | | |
| | | 13A Single Socket Outlet (Steamer) 13A 單位電插座(蒸爐) | - | - | - | - | - | - | - | - | - | - | - | - | - | - | - | - | - | - | - | - | - | - | - | - | - | - | - | - | | |
| | | Fused Spur Unit (Cabinet Light) 接線蘇(櫃燈) | - | - | - | - | - | - | - | - | - | - | - | - | - | 1 | - | - | - | - | - | - | - | - | - | - | - | - | 1 | 1 | | |
| | | Fused Spur Unit (Ventilation Fan) 接線蘇(抽氣扇) | - | - | - | - | - | - | - | - | - | - | - | - | - | - | - | - | - | - | - | - | - | - | - | - | - | - | - | - | | |
| | | Fused Spur Unit (Air Conditioner) 接線蘇(冷氣機) | - | - | - | - | - | - | - | - | - | - | - | - | - | 1 | - | - | - | - | - | - | - | - | - | - | - | - | 1 | 1 | | |
| | | Double Pole Switch (Ventilation Fan) 開關掣(抽氣扇) | - | - | - | - | - | - | - | - | - | - | - | - | - | - | - | - | - | - | - | - | - | - | - | - | - | - | - | - | | |
| | | Double Pole Switch (Electric Water Heater) 開關掣(電熱水爐) | - | - | - | - | - | - | - | - | - | - | - | - | - | 1 | - | - | - | - | - | - | - | - | - | - | - | - | 1 | 1 | | |

Notes:

- "1, 2," as shown in the above table denotes the quantity of such provision(s) provided in the residential unit.
- The symbol "-" as shown in the above table denotes "not provided" or "not applicable".
- The quantity of the lighting switch(es) shown in the schedule denotes the quantity of switch faceplates(s).

備註:

- 上表 "1, 2," 代表此設備於該住宅單位內提供的裝置數量。
- 上表 "-" 代表不提供或不適用。
- 說明表所顯示的燈掣數量是表示燈掣面板的數量。

FITTINGS, FINISHES AND APPLIANCES
裝置、裝修物料及設備

Schedule of Mechanical & Electrical Provisions of Residential Units
住宅單位機電裝置數量說明表

| Location 位置 | Description 描述 | | Tower 15 第15座 | | | | | | | | | | | | Tower 16 第16座 | | | | | | | | | | | | | | | | | |
|---------------------------------|--|--|--------------------------|---|---|---|----------------------|---|---|---|-----------|---|---|---|------------------|---|---|---|-----------|---|---|---|----------------------|---|---|---|-----------|---|----|----|-----------|---|
| | | | G/F 地下 | | | | 1/F - 2/F 1樓 - 2樓 | | | | 3/F 3樓 | | | | 5/F 5樓 | | | | G/F 地下 | | | | 1/F - 2/F 1樓 - 2樓 | | | | 3/F 3樓 | | | | 5/F 5樓 | |
| | Exposed Type 外露型 | | Non-Exposed Type 非外露型 | | A | B | C | D | A | B | C | D | A | B | C | D | A | B | A | B | C | D | A | B | C | D | A | B | C | D | A | B |
| Pantry 備餐間 | Air Conditioner Thermostat 冷氣機溫度調節器 | | - | - | - | - | - | - | - | - | - | - | - | - | 1 | - | - | - | - | - | - | - | - | - | - | - | - | - | - | - | 1 | |
| | Video Door Phone 視像對講機 | | - | - | - | - | - | - | - | - | - | - | - | - | - | - | - | - | - | - | - | - | - | - | - | - | - | - | - | - | 1 | |
| | Lighting Point 燈位 | | - | - | - | - | - | - | - | - | - | - | - | - | 2 | - | - | - | - | - | - | - | - | - | - | - | - | - | 4 | 8 | | |
| | Lighting Switch 燈掣 | | - | - | - | - | - | - | - | - | - | - | - | - | 1 | - | - | - | - | - | - | - | - | - | - | - | - | - | - | - | 6 | |
| | Smoke Detector with Sounder Base 煙霧偵測器配置聲響警報基座 | | - | - | - | - | - | - | - | - | - | - | - | - | - | - | - | - | - | - | - | - | - | - | - | - | - | - | 1 | - | | |
| Flat roof (on 5/F) 平台 (於5樓) | 13A Weatherproof Socket Outlet 13A 防水電插座 | | - | - | - | - | - | - | - | - | - | - | - | 1 | 1 | - | - | - | - | - | - | - | - | - | - | - | - | - | 2 | 1 | | |
| | Lighting Point 燈位 | | - | - | - | - | - | - | - | - | - | - | - | 5 | 7 | - | - | - | - | - | - | - | - | - | - | - | - | - | 10 | 5 | | |
| Flat roof (on roof) 平台 (於天台) | 13A Weatherproof Socket Outlet 13A 防水電插座 | | - | - | - | - | - | - | - | - | - | - | - | 3 | 2 | - | - | - | - | - | - | - | - | - | - | - | - | - | 2 | 2 | | |
| | Isolating Switch (Air Conditioner) 開關掣(冷氣機) | | - | - | - | - | - | - | - | - | - | - | - | 2 | 2 | - | - | - | - | - | - | - | - | - | - | - | - | - | 2 | 2 | | |
| | Lighting Point 燈位 | | - | - | - | - | - | - | - | - | - | - | - | 8 | 9 | - | - | - | - | - | - | - | - | - | - | - | - | - | 8 | 11 | | |
| | Lighting Switch 燈掣 | | - | - | - | - | - | - | - | - | - | - | - | - | - | - | - | - | - | - | - | - | - | - | - | - | - | - | - | 2 | | |
| | Weatherproof Lighting Switch 防水燈掣 | | - | - | - | - | - | - | - | - | - | - | - | 1 | - | - | - | - | - | - | - | - | - | - | - | - | - | 1 | - | | | |
| Garden 花園 | 13A Weatherproof Socket Outlet 13A 防水電插座 | | 2 | 2 | 2 | 2 | - | - | - | - | - | - | - | - | - | 2 | 2 | 2 | 2 | - | - | - | - | - | - | - | - | - | - | - | | |
| | Lighting Point 燈位 | | 2 | 2 | 2 | 2 | - | - | - | - | - | - | - | - | - | 2 | 2 | 2 | 2 | - | - | - | - | - | - | - | - | - | - | - | | |
| Balcony 露台 | Lighting Point 燈位 | | - | - | - | - | 1 | 1 | 1 | 1 | - | - | 2 | - | 2 | 2 | - | - | - | - | 1 | 1 | 1 | 1 | 1 | 1 | 1 | 1 | 1 | 1 | | |
| Utility platform 工作平台 | Lighting Point 燈位 | | - | - | - | - | 1 | 1 | 1 | 1 | - | - | 2 | 2 | 2 | - | - | - | - | 1 | 1 | 1 | 1 | 1 | 1 | 1 | 1 | - | 1 | | | |

Notes:

- "1, 2," as shown in the above table denotes the quantity of such provision(s) provided in the residential unit.
- The symbol "-" as shown in the above table denotes "not provided" or "not applicable".
- The quantity of the lighting switch(es) shown in the schedule denotes the quantity of switch faceplates(s).

備註:

- 上表 "1, 2," 代表此設備於該住宅單位內提供的裝置數量。
- 上表 "-" 代表不提供或不適用。
- 說明表所顯示的燈掣數量是表示燈掣面板的數量。

Schedule of Mechanical & Electrical Provisions of Residential Units
住宅單位機電裝置數量說明表

| Location 位置 | Description 描述 | | Tower 17 第17座 | | | | | | | | | | | | Tower 18 第18座 | | | | | | | | |
|--|---|---|------------------|---|---|---|----------------------|---|---|---|-----------|---|---|---|------------------|----|-----------|----|----------------------|----|-----------|----|-----------|
| | | | G/F 地下 | | | | 1/F - 2/F 1樓 - 2樓 | | | | 3/F 3樓 | | | | 5/F 5樓 | | G/F 地下 | | 1/F - 2/F 1樓 - 2樓 | | 3/F 3樓 | | 5/F 5樓 |
| | Exposed Type 外露型 | Non-Exposed Type 非外露型 | A | B | C | D | A | B | C | D | A | B | C | D | A | B | A | B | A | B | A | | |
| Living Room / Dining Room / Corridor 客廳 / 飯廳 / 走廊 | 13A Single Socket Outlet 13A 單位電插座 | | - | - | - | - | - | - | - | - | - | - | - | - | - | 1 | - | - | - | - | - | - | |
| | 13A Twin Socket Outlet 13A 雙位電插座 | | 4 | 4 | 4 | 4 | 4 | 4 | 4 | 4 | 4 | 4 | 4 | 4 | 5 | 3 | 4 | 3 | 4 | 3 | 4 | 3 | 5 |
| | TV / FM Outlet 電視 / 電台天線插座 | | 2 | 2 | 2 | 2 | 2 | 2 | 2 | 2 | 2 | 2 | 2 | 2 | 2 | 2 | 2 | 2 | 2 | 2 | 2 | 2 | 2 |
| | Telephone Outlet 電話插座 | | 2 | 2 | 2 | 2 | 2 | 2 | 2 | 2 | 2 | 2 | 2 | 2 | 2 | 2 | 2 | 2 | 2 | 2 | 2 | 2 | 2 |
| | Data Point 網路位 | | 2 | 2 | 2 | 2 | 2 | 2 | 2 | 2 | 2 | 2 | 2 | 2 | 2 | 2 | 2 | 2 | 2 | 2 | 2 | 2 | 2 |
| | Fused Spur Unit (Air Conditioner) 接線蘇(冷氣機) | | 2 | 2 | 2 | 2 | 2 | 2 | 2 | 2 | 2 | 2 | 2 | 2 | - | - | - | - | - | - | - | - | - |
| | | Fused Spur Unit (Air Conditioner) 接線蘇(冷氣機) | - | - | - | - | - | - | - | - | - | - | - | - | 2 | 4 | 3 | 2 | 3 | 2 | 3 | 2 | 6 |
| | Double Pole Switch (Ventilation Fan) 開關掣(抽氣扇) | | 1 | 1 | 1 | 1 | 1 | 1 | 1 | 1 | 1 | 1 | 1 | 1 | 2 | 2 | 1 | 2 | 1 | 2 | 1 | 2 | 1 |
| | Double Pole Switch (Electric Water Heater) 開關掣(電熱水爐) | | 1 | - | 1 | 1 | 1 | - | 1 | 1 | 1 | - | 1 | 1 | 1 | 1 | 1 | 1 | 1 | 1 | 1 | 1 | 1 |
| | Air Conditioner Thermostat 冷氣機溫度調節器 | | - | - | - | - | - | - | - | - | - | - | - | - | 1 | 1 | 1 | 1 | 1 | 1 | 1 | 1 | 1 |
| | Video Door Phone 視像對講機 | | 1 | 1 | 1 | 1 | 1 | 1 | 1 | 1 | 1 | 1 | 1 | 1 | 1 | - | 1 | 1 | 1 | 1 | 1 | 1 | - |
| | Lighting Point 燈位 | | 2 | 4 | 2 | 2 | 2 | 4 | 2 | 2 | 2 | 6 | 2 | 6 | 17 | 16 | 23 | 15 | 23 | 15 | 21 | 15 | 36 |
| | Lighting Switch 燈掣 | | 4 | 4 | 4 | 4 | 4 | 4 | 4 | 4 | 4 | 4 | 4 | 4 | 9 | 6 | 7 | 7 | 7 | 7 | 7 | 7 | 8 |
| | Smoke Detector with Sounder Base 煙霧偵測器配置聲響警報基座 | | 1 | 1 | 1 | 1 | 1 | 1 | 1 | 1 | 1 | 1 | 1 | 1 | 1 | - | 2 | 1 | 2 | 1 | 2 | 1 | 3 |

Notes:

- “1, 2,” as shown in the above table denotes the quantity of such provision(s) provided in the residential unit.
- The symbol “-” as shown in the above table denotes “not provided” or “not applicable”.
- The quantity of the lighting switch(es) shown in the schedule denotes the quantity of switch faceplates(s).

備註:

- 上表 “1, 2,” 代表此設備於該住宅單位內提供的裝置數量。
- 上表 “-” 代表不提供或不適用。
- 說明表所顯示的燈掣數量是表示燈掣面板的數量。

FITTINGS, FINISHES AND APPLIANCES
裝置、裝修物料及設備

Schedule of Mechanical & Electrical Provisions of Residential Units
住宅單位機電裝置數量說明表

| Location 位置 | Description 描述 | | Tower 17 第17座 | | | | | | | | | | | | Tower 18 第18座 | | | | | | | | |
|-------------------------------|---|--|------------------|---|---|---|----------------------|---|---|---|-----------|---|---|---|------------------|---|-----------|---|----------------------|---|-----------|---|-----------|
| | | | G/F 地下 | | | | 1/F - 2/F 1樓 - 2樓 | | | | 3/F 3樓 | | | | 5/F 5樓 | | G/F 地下 | | 1/F - 2/F 1樓 - 2樓 | | 3/F 3樓 | | 5/F 5樓 |
| | Exposed Type 外露型 | Non-Exposed Type 非外露型 | A | B | C | D | A | B | C | D | A | B | C | D | A | B | A | B | A | B | A | | |
| Private lift lobby 私人升降機大堂 | 13A Single Socket Outlet 13A 單位電插座 | | 1 | 1 | 1 | 1 | 1 | 1 | 1 | 1 | 1 | 1 | 1 | 1 | 1 | 1 | 1 | 1 | 1 | 1 | 1 | 2 | |
| | Motion Sensor 運動傳感器 | | 1 | 1 | 1 | 1 | 1 | 1 | 1 | 1 | 1 | 1 | 1 | 1 | 1 | 1 | 1 | 1 | 1 | 1 | 1 | 2 | |
| | Lighting Point 燈位 | | 6 | 6 | 6 | 6 | 6 | 6 | 6 | 6 | 6 | 6 | 6 | 6 | 6 | 6 | 6 | 6 | 6 | 6 | 6 | 9 | |
| | Door Bell Push Button 門鐘襟手掣 | | 1 | 1 | 1 | 1 | 1 | 1 | 1 | 1 | 1 | 1 | 1 | 1 | 1 | 1 | 1 | 1 | 1 | 1 | 1 | 2 | |
| | Smoke Detector 煙霧偵測器 | | 1 | 1 | 1 | 1 | 1 | 1 | 1 | 1 | 1 | 1 | 1 | 1 | 1 | 1 | 1 | 1 | 1 | 1 | 1 | 2 | |
| | Smoke Detector with Sounder Base 煙霧偵測器配置聲響警報基座 | | 1 | 1 | 1 | 1 | 1 | 1 | 1 | 1 | 1 | 1 | 1 | 1 | 1 | - | 1 | 1 | 1 | 1 | 1 | 2 | |
| | | Alarm Bell 警鐘 | | 1 | 1 | 1 | 1 | 1 | 1 | 1 | 1 | 1 | 1 | 1 | 1 | 1 | 1 | 1 | 1 | 1 | 1 | 1 | 2 |
| Open kitchen 開放式廚房 | 13A Single Socket Outlet 13A 單位電插座 | | - | - | - | - | - | - | - | - | - | - | - | - | - | - | - | - | - | - | - | - | |
| | | 13A Single Socket Outlet 13A 單位電插座 | | - | - | - | - | - | - | - | - | - | - | - | - | - | - | - | - | - | 1 | | |
| | 13A Twin Socket Outlet 13A 雙位電插座 | | 2 | 3 | 2 | 3 | 2 | 3 | 2 | 3 | 2 | 3 | 2 | 3 | 3 | - | 2 | 3 | 2 | 3 | 2 | 3 | |
| | | 13A Single Socket Outlet (Refrigerator) 13A 單位電插座(雪櫃) | | 1 | 2 | 2 | 2 | 1 | 2 | 2 | 2 | 1 | 2 | 2 | 2 | - | 1 | 2 | 1 | 2 | 1 | 2 | 2 |
| | | 13A Single Socket Outlet (Dishwasher) 13A 單位電插座(洗碗碟機) | | 1 | 1 | 1 | 1 | 1 | 1 | 1 | 1 | 1 | 1 | 1 | 1 | - | 1 | 1 | 1 | 1 | 1 | 1 | - |
| | | 13A Single Socket Outlet (Washer Dryer) 13A 單位電插座(洗衣乾衣機) | | 1 | - | 1 | - | 1 | - | - | - | 1 | - | - | - | - | 1 | - | 1 | - | 1 | - | - |
| | | 13A Single Socket Outlet (Wine Cellar) 13A 單位電插座(酒櫃) | | 1 | 1 | 1 | 1 | 1 | 1 | 1 | 1 | 1 | 1 | 1 | 1 | - | 1 | 1 | 1 | 1 | 1 | 1 | 1 |
| | | 13A Single Socket Outlet (Steamer) 13A 單位電插座(蒸爐) | | 1 | 1 | 1 | 1 | 1 | 1 | 1 | 1 | 1 | 1 | 1 | 1 | - | 1 | 1 | 1 | 1 | 1 | 1 | 1 |
| | | 13A Single Socket Outlet (Cooker Hood) 13A 單位電插座(抽油煙機) | | 1 | 1 | 1 | 1 | 1 | 1 | 1 | 1 | 1 | 1 | 1 | 1 | - | 1 | 1 | 1 | 1 | 1 | 1 | - |

Notes:

- "1, 2," as shown in the above table denotes the quantity of such provision(s) provided in the residential unit.
- The symbol "-" as shown in the above table denotes "not provided" or "not applicable".
- The quantity of the lighting switch(es) shown in the schedule denotes the quantity of switch faceplates(s).

備註:

- 上表 "1, 2," 代表此設備於該住宅單位內提供的裝置數量。
- 上表 "-" 代表不提供或不適用。
- 說明表所顯示的燈掣數量是表示燈掣面板的數量。

Schedule of Mechanical & Electrical Provisions of Residential Units
住宅單位機電裝置數量說明表

| Location 位置 | Description 描述 | | Tower 17 第17座 | | | | | | | | | | | | Tower 18 第18座 | | | | | | | | |
|-----------------------|---------------------|---|------------------|---|---|---|----------------------|---|---|---|-----------|---|---|---|------------------|---|-----------|---|----------------------|---|-----------|---|-----------|
| | | | G/F 地下 | | | | 1/F - 2/F 1樓 - 2樓 | | | | 3/F 3樓 | | | | 5/F 5樓 | | G/F 地下 | | 1/F - 2/F 1樓 - 2樓 | | 3/F 3樓 | | 5/F 5樓 |
| | Exposed Type 外露型 | Non-Exposed Type 非外露型 | A | B | C | D | A | B | C | D | A | B | C | D | A | B | A | B | A | B | A | | |
| Open kitchen 開放式廚房 | | 13A Single Socket Outlet (Gas Cooker) 13A 單位電插座(煤氣爐) | 2 | 2 | 2 | 2 | 2 | 2 | 2 | 2 | 2 | 2 | 2 | 2 | 2 | - | 2 | 2 | 2 | 2 | 2 | 2 | - |
| | | Fused Spur Unit (Cabinet Light) 接線蘇(櫃燈) | 1 | 1 | 1 | 1 | 1 | 1 | 1 | 1 | 1 | 1 | 1 | 1 | 2 | - | 1 | 1 | 1 | 1 | 1 | 1 | - |
| | | Fused Spur Unit (Cabinet Automatic Door) 接線蘇(櫃自動門) | 1 | 1 | 1 | 1 | 1 | 1 | 1 | 1 | 1 | 1 | 1 | 1 | 2 | - | 1 | 1 | 1 | 1 | 1 | 1 | - |
| | | Fused Spur Unit (Ventilation Fan) 接線蘇(抽氣扇) | 1 | 1 | 1 | 1 | 1 | 1 | 1 | 1 | 1 | 1 | 1 | 1 | 1 | - | 1 | 1 | 1 | 1 | 1 | 1 | 1 |
| | | Fused Spur Unit (Door Bell) 接線蘇(門鐘) | 1 | 1 | 1 | 1 | 1 | 1 | 1 | 1 | 1 | 1 | 1 | 1 | 1 | - | 1 | 1 | 1 | 1 | 1 | 1 | - |
| | | Fused Spur Unit (Gas Water Heater) 接線蘇(煤氣熱水爐) | 1 | 1 | 1 | - | 1 | 1 | 1 | 1 | 1 | 1 | 1 | 1 | 1 | - | 1 | 1 | 1 | 1 | 1 | 1 | - |
| | | Fused Spur Unit (Air Conditioner) 接線蘇(冷氣機) | 1 | 1 | 1 | 1 | 1 | 1 | 1 | 1 | 1 | 1 | 1 | 1 | 1 | - | 1 | 1 | 1 | 1 | 1 | 1 | 1 |
| | | Connection Unit (Oven) 接線蘇(焗爐) | 1 | 1 | 1 | 1 | 1 | 1 | 1 | 1 | 1 | 1 | 1 | 1 | 1 | - | 1 | 1 | 1 | 1 | 1 | 1 | - |
| | | Connection Unit (Induction Type Hob) 接線蘇(電磁爐) | 1 | 1 | 1 | 1 | 1 | 1 | 1 | 1 | 1 | 1 | 1 | 1 | 1 | - | - | 1 | - | 1 | - | 1 | - |
| | | Double Pole Switch (Oven) 開關掣(焗爐) | - | 1 | 1 | 1 | - | 1 | 1 | 1 | - | 1 | 1 | 1 | 1 | - | 1 | 1 | 1 | 1 | 1 | 1 | - |
| | | Double Pole Switch (Induction Type Hob) 開關掣(電磁爐) | - | 1 | 1 | 1 | - | 1 | 1 | 1 | - | 1 | 1 | 1 | 1 | - | - | 1 | - | 1 | - | 1 | - |
| | | Double Pole Switch (Ventilation Fan) 開關掣(抽氣扇) | 1 | 1 | 1 | 1 | 1 | 1 | 1 | 1 | 1 | 1 | 1 | 1 | 1 | - | 1 | 1 | 1 | 1 | 1 | 1 | 1 |
| | | Double Pole Switch (Electric Water Heater) 開關掣(電熱水爐) | - | 1 | - | 1 | - | 1 | - | - | - | 1 | - | - | 1 | - | - | 1 | - | 1 | - | 1 | - |
| | | Isolating Switch (Electric Water Heater) 開關掣(電熱水爐) | - | 1 | - | 1 | - | 1 | - | - | - | 1 | - | - | 1 | - | - | 1 | - | 1 | - | 1 | - |
| | | Air Conditioner Thermostat 冷氣機溫度調節器 | 1 | 1 | 1 | 1 | 1 | 1 | 1 | 1 | 1 | 1 | 1 | 1 | 1 | - | 1 | - | 1 | - | 1 | - | - |
| | | Gas Water Heater Temperature Switch 煤氣熱水爐溫度掣 | 1 | - | - | 1 | 1 | - | 1 | 1 | 1 | - | 1 | 1 | - | - | - | - | - | - | - | - | - |

Notes:

- "1, 2," as shown in the above table denotes the quantity of such provision(s) provided in the residential unit.
- The symbol "-" as shown in the above table denotes "not provided" or "not applicable".
- The quantity of the lighting switch(es) shown in the schedule denotes the quantity of switch faceplates(s).

備註:

- 上表 "1, 2," 代表此設備於該住宅單位內提供的裝置數量。
- 上表 "-" 代表不提供或不適用。
- 說明表所顯示的燈掣數量是表示燈掣面板的數量。

FITTINGS, FINISHES AND APPLIANCES
裝置、裝修物料及設備

Schedule of Mechanical & Electrical Provisions of Residential Units
住宅單位機電裝置數量說明表

| Location 位置 | Description 描述 | | Tower 17 第17座 | | | | | | | | | | | | Tower 18 第18座 | | | | | | | | |
|-----------------------|---------------------|--|------------------|----|----|----|----------------------|----|----|----|-----------|----|----|----|------------------|---|-----------|----|----------------------|----|-----------|----|-----------|
| | | | G/F 地下 | | | | 1/F - 2/F 1樓 - 2樓 | | | | 3/F 3樓 | | | | 5/F 5樓 | | G/F 地下 | | 1/F - 2/F 1樓 - 2樓 | | 3/F 3樓 | | 5/F 5樓 |
| | Exposed Type 外露型 | Non-Exposed Type 非外露型 | A | B | C | D | A | B | C | D | A | B | C | D | A | B | A | B | A | B | A | B | |
| Open kitchen 開放式廚房 | | Door Bell 門鐘 | 1 | 1 | 1 | 1 | 1 | 1 | 1 | 1 | 1 | 1 | 1 | 1 | 1 | - | 1 | 1 | 1 | 1 | 1 | 1 | - |
| | | Washing Machine Connection Point (Water Inlet & Outlet) 洗衣機接駁點(來水及去水) | 1 | - | 1 | - | 1 | - | - | - | 1 | - | - | - | - | - | 1 | - | 1 | - | 1 | - | - |
| | | Dishwasher Connection Point (Water Inlet & Outlet) 洗碗碟機接駁點(來水及去水) | 1 | 1 | 1 | 1 | 1 | 1 | 1 | 1 | 1 | 1 | 1 | 1 | 1 | - | 1 | 1 | 1 | 1 | 1 | 1 | - |
| | | Lighting Point 燈位 | 5 | 13 | 12 | 10 | 5 | 13 | 12 | 10 | 5 | 13 | 12 | 10 | 6 | - | 15 | 11 | 15 | 11 | 15 | 11 | 12 |
| | | Lighting Switch 燈掣 | 4 | 4 | 4 | 4 | 4 | 4 | 4 | 4 | 4 | 4 | 4 | 4 | 4 | - | 4 | 4 | 4 | 4 | 4 | 4 | 3 |
| | | Sprinkler Head 消防花灑頭 | 2 | 2 | 2 | 2 | 2 | 2 | 2 | 2 | 2 | 2 | 2 | 2 | 2 | - | 3 | 3 | 3 | 3 | 3 | 3 | 3 |
| Kitchen 廚房 | | 13A Twin Socket Outlet 13A 雙位電插座 | - | - | - | - | - | - | - | - | - | - | - | - | - | 3 | - | 2 | - | 2 | - | 2 | 3 |
| | | 13A Single Socket Outlet (Refrigerator) 13A 單位電插座(雪櫃) | - | - | - | - | - | - | - | - | - | - | - | - | - | 2 | - | - | - | - | - | - | 2 |
| | | 13A Single Socket Outlet (Dishwasher) 13A 單位電插座(洗碗碟機) | - | - | - | - | - | - | - | - | - | - | - | - | - | 1 | - | 1 | - | 1 | - | 1 | 1 |
| | | 13A Single Socket Outlet (Wine Cellar) 13A 單位電插座(酒櫃) | - | - | - | - | - | - | - | - | - | - | - | - | - | - | - | - | - | - | - | - | - |
| | | 13A Single Socket Outlet (Steamer) 13A 單位電插座(蒸爐) | - | - | - | - | - | - | - | - | - | - | - | - | - | 1 | - | - | - | - | - | - | 1 |
| | | 13A Single Socket Outlet (Cooker Hood) 13A 單位電插座(抽油煙機) | - | - | - | - | - | - | - | - | - | - | - | - | - | 1 | - | 1 | - | 1 | - | 1 | 1 |
| | | 13A Single Socket Outlet (Gas Cooker) 13A 單位電插座(煤氣爐) | - | - | - | - | - | - | - | - | - | - | - | - | - | 2 | - | 2 | - | 2 | - | 2 | 2 |
| | | Fused Spur Unit (Cabinet Light) 接線蘇(櫃燈) | - | - | - | - | - | - | - | - | - | - | - | - | - | 2 | - | - | - | - | - | - | 2 |
| | | Fused Spur Unit (Cabinet Automatic Door) 接線蘇(櫃自動門) | - | - | - | - | - | - | - | - | - | - | - | - | - | 2 | - | 1 | - | 1 | - | 1 | 2 |
| | | Fused Spur Unit (Ventilation Fan) 接線蘇(抽氣扇) | - | - | - | - | - | - | - | - | - | - | - | - | - | 1 | - | 1 | - | 1 | - | 1 | 1 |

Notes:

- "1, 2," as shown in the above table denotes the quantity of such provision(s) provided in the residential unit.
- The symbol "-" as shown in the above table denotes "not provided" or "not applicable".
- The quantity of the lighting switch(es) shown in the schedule denotes the quantity of switch faceplates(s).

備註:

- 上表 "1, 2," 代表此設備於該住宅單位內提供的裝置數量。
- 上表 "-" 代表不提供或不適用。
- 說明表所顯示的燈掣數量是表示燈掣面板的數量。

Schedule of Mechanical & Electrical Provisions of Residential Units
住宅單位機電裝置數量說明表

| Location 位置 | Description 描述 | | Tower 17 第17座 | | | | | | | | | | | | Tower 18 第18座 | | | | | | | | |
|----------------|---------------------|--|------------------|---|---|---|----------------------|---|---|---|-----------|---|---|---|------------------|---|-----------|---|----------------------|---|-----------|---|-----------|
| | | | G/F 地下 | | | | 1/F - 2/F 1樓 - 2樓 | | | | 3/F 3樓 | | | | 5/F 5樓 | | G/F 地下 | | 1/F - 2/F 1樓 - 2樓 | | 3/F 3樓 | | 5/F 5樓 |
| | Exposed Type 外露型 | Non-Exposed Type 非外露型 | A | B | C | D | A | B | C | D | A | B | C | D | A | B | A | B | A | B | A | B | A |
| Kitchen 廚房 | | Fused Spur Unit (Door Bell) 接線蘇(門鐘) | - | - | - | - | - | - | - | - | - | - | - | - | - | 1 | - | 1 | - | 1 | - | 1 | 1 |
| | | Fused Spur Unit (Gas Water Heater) 接線蘇(煤氣熱水爐) | - | - | - | - | - | - | - | - | - | - | - | - | - | 1 | - | 1 | - | 1 | - | 1 | 1 |
| | | Fused Spur Unit (Air Conditioner) 接線蘇(冷氣機) | - | - | - | - | - | - | - | - | - | - | - | - | - | 1 | - | 1 | - | 1 | - | 1 | 1 |
| | | Connection Unit (Oven) 接線蘇(焗爐) | - | - | - | - | - | - | - | - | - | - | - | - | - | 1 | - | - | - | - | - | - | 1 |
| | | Connection Unit (Induction Type Hob) 接線蘇(電磁爐) | - | - | - | - | - | - | - | - | - | - | - | - | - | 1 | - | - | - | - | - | - | 1 |
| | | Double Pole Switch (Oven) 開關掣(焗爐) | - | - | - | - | - | - | - | - | - | - | - | - | - | 1 | - | - | - | - | - | - | 1 |
| | | Double Pole Switch (Induction Type Hob) 開關掣(電磁爐) | - | - | - | - | - | - | - | - | - | - | - | - | - | 1 | - | - | - | - | - | - | 1 |
| | | Double Pole Switch (Ventilation Fan) 開關掣(抽氣扇) | - | - | - | - | - | - | - | - | - | - | - | - | - | 1 | - | 1 | - | 1 | - | 1 | 1 |
| | | Double Pole Switch (Electric Water Heater) 開關掣(電熱水爐) | - | - | - | - | - | - | - | - | - | - | - | - | - | 1 | - | 1 | - | 1 | - | 1 | 1 |
| | | Isolating Switch (Electric Water Heater) 開關掣(電熱水爐) | - | - | - | - | - | - | - | - | - | - | - | - | - | 1 | - | 1 | - | 1 | - | 1 | 1 |
| | | Air Conditioner Thermostat 冷氣機溫度調節器 | - | - | - | - | - | - | - | - | - | - | - | - | - | 1 | - | 1 | - | 1 | - | 1 | 1 |
| | | Door Bell 門鐘 | - | - | - | - | - | - | - | - | - | - | - | - | - | 1 | - | 1 | - | 1 | - | 1 | 1 |
| | | Dishwasher Connection Point (Water Inlet & Outlet) 洗碗碟機接駁點(來水及去水) | - | - | - | - | - | - | - | - | - | - | - | - | - | 1 | - | 1 | - | 1 | - | 1 | 1 |
| | | Lighting Point 燈位 | - | - | - | - | - | - | - | - | - | - | - | - | - | 6 | - | 4 | - | 4 | - | 4 | 4 |
| | | Lighting Switch 燈掣 | - | - | - | - | - | - | - | - | - | - | - | - | - | 2 | - | 1 | - | 1 | - | 1 | 1 |

Notes:

- "1, 2," as shown in the above table denotes the quantity of such provision(s) provided in the residential unit.
- The symbol "-" as shown in the above table denotes "not provided" or "not applicable".
- The quantity of the lighting switch(es) shown in the schedule denotes the quantity of switch faceplates(s).

備註:

- 上表 "1, 2," 代表此設備於該住宅單位內提供的裝置數量。
- 上表 "-" 代表不提供或不適用。
- 說明表所顯示的燈掣數量是表示燈掣面板的數量。

FITTINGS, FINISHES AND APPLIANCES
裝置、裝修物料及設備

Schedule of Mechanical & Electrical Provisions of Residential Units
住宅單位機電裝置數量說明表

| Location 位置 | Description 描述 | | Tower 17 第17座 | | | | | | | | | | | | Tower 18 第18座 | | | | | | | |
|--|---------------------------------------|---|------------------|---|---|---|----------------------|---|---|---|-----------|---|---|---|------------------|---|-----------|---|----------------------|---|-----------|---|
| | | | G/F 地下 | | | | 1/F - 2/F 1樓 - 2樓 | | | | 3/F 3樓 | | | | 5/F 5樓 | | G/F 地下 | | 1/F - 2/F 1樓 - 2樓 | | 3/F 3樓 | |
| | Exposed Type 外露型 | Non-Exposed Type 非外露型 | A | B | C | D | A | B | C | D | A | B | C | D | A | B | A | B | A | B | A | |
| Utility room / Area outside utility room 工作間 / 工作間對出 之空間 | 13A Single Socket Outlet 13A 單位電插座 | | 1 | 1 | 1 | 1 | 1 | 1 | 1 | 1 | 1 | 1 | 1 | 1 | 1 | 1 | 1 | 1 | 1 | 1 | 1 | 1 |
| | | 13A Single Socket Outlet 13A 單位電插座 | 2 | 2 | 2 | 2 | 2 | 2 | 2 | 2 | 2 | 2 | 2 | 2 | 2 | 2 | 2 | 2 | 2 | 2 | 2 | 2 |
| | 13A Twin Socket Outlet 13A 雙位電插座 | | 1 | 1 | 1 | 1 | 1 | 1 | 1 | 1 | 1 | 1 | 1 | 1 | 1 | 1 | 1 | 1 | 1 | 1 | 1 | 1 |
| | | 13A Single Socket Outlet (Washer Dryer) 13A 單位電插座(洗衣乾衣機) | - | 1 | - | 1 | 1 | - | - | 1 | 1 | - | - | 1 | - | - | 1 | 1 | 1 | - | 1 | - |
| | | 13A Single Socket Outlet (Washer) 13A 單位電插座(洗衣機) | - | - | - | - | - | - | - | - | - | - | - | - | 1 | 1 | - | - | - | 1 | - | 1 |
| | | 13A Single Socket Outlet (Dryer) 13A 單位電插座(乾衣機) | - | - | - | - | - | - | - | - | - | - | - | - | 1 | 1 | - | - | - | 1 | - | 1 |
| | | Fused Spur Unit (Air Conditioner) 接線蘇(冷氣機) | 1 | 1 | 1 | 1 | 1 | 1 | 1 | 1 | 1 | 1 | 1 | 1 | 1 | 1 | 1 | 1 | 1 | 1 | 1 | 1 |
| | | Fused Spur Unit (Air Conditioner Centralize Remote Controller) 接線蘇(冷氣機中央控制面板) | 1 | 1 | 1 | 1 | 1 | 1 | 1 | 1 | 1 | 1 | 1 | 1 | 1 | 1 | 1 | 1 | 1 | 1 | 1 | 1 |
| | | Data point 網路位 | 1 | 1 | 1 | 1 | 1 | 1 | 1 | 1 | 1 | 1 | 1 | 1 | 1 | 1 | 1 | 1 | 1 | 1 | 1 | 1 |
| | | Air Conditioner Centralize Remote Controller 冷氣機中央控制面板 | 1 | 1 | 1 | 1 | 1 | 1 | 1 | 1 | 1 | 1 | 1 | 1 | 1 | 1 | 1 | 1 | 1 | 1 | 1 | 1 |
| | | Double Pole Switch (Ventilation Fan) 開關掣(抽氣扇) | 1 | 1 | 1 | 1 | 1 | 1 | 1 | 1 | 1 | 1 | 1 | 1 | 1 | 1 | 1 | 1 | 1 | 1 | 1 | 1 |
| | | Double Pole Switch (Electric Water Heater) 開關掣(電熱水爐) | - | 1 | - | 1 | - | 1 | - | - | - | 1 | - | - | 1 | 1 | 1 | 1 | 1 | 1 | 1 | 1 |
| | | Air Conditioner Thermostat 冷氣機溫度調節器 | 1 | 1 | 1 | 1 | 1 | 1 | 1 | 1 | 1 | 1 | 1 | 1 | 1 | 1 | 1 | 1 | 1 | 1 | 1 | 1 |
| | | Washing Machine Connection Point (Water Inlet & Outlet) 洗衣機接駁點(來水及去水) | - | 1 | - | 1 | 1 | - | - | 1 | 1 | - | - | 1 | 1 | 1 | 1 | 1 | 1 | 1 | 1 | 1 |
| | | Lighting Point 燈位 | 3 | 3 | 3 | 3 | 3 | 3 | 3 | 3 | 3 | 3 | 3 | 3 | 1 | 2 | 6 | 5 | 3 | 5 | 3 | 5 |
| | | Lighting Switch 燈掣 | 3 | 3 | 3 | 3 | 3 | 3 | 3 | 3 | 3 | 3 | 3 | 3 | 3 | 3 | 6 | 5 | 6 | 5 | 6 | 5 |
| | | Lighting Switch 燈掣 | 1 | 1 | 1 | 1 | 1 | 1 | 1 | 1 | 1 | 1 | 1 | 1 | 1 | 1 | 1 | 1 | 1 | 1 | 1 | 1 |
| | Distribution Board 配電箱 | 1 | 1 | 1 | 1 | 1 | 1 | 1 | 1 | 1 | 1 | 1 | 1 | 1 | 1 | 1 | 1 | 1 | 1 | 1 | 1 | |

Notes:

- "1, 2," as shown in the above table denotes the quantity of such provision(s) provided in the residential unit.
- The symbol "-" as shown in the above table denotes "not provided" or "not applicable".
- The quantity of the lighting switch(es) shown in the schedule denotes the quantity of switch faceplates(s).

備註:

- 上表 "1, 2," 代表此設備於該住宅單位內提供的裝置數量。
- 上表 "-" 代表不提供或不適用。
- 說明表所顯示的燈掣數量是表示燈掣面板的數量。

Schedule of Mechanical & Electrical Provisions of Residential Units
住宅單位機電裝置數量說明表

| Location 位置 | Description 描述 | | Tower 17 第17座 | | | | | | | | | | | | Tower 18 第18座 | | | | | | | |
|--------------------|---|---|------------------|---|---|---|----------------------|---|---|---|-----------|---|---|---|------------------|---|-----------|---|----------------------|---|-----------|---|
| | | | G/F 地下 | | | | 1/F - 2/F 1樓 - 2樓 | | | | 3/F 3樓 | | | | 5/F 5樓 | | G/F 地下 | | 1/F - 2/F 1樓 - 2樓 | | 3/F 3樓 | |
| | Exposed Type 外露型 | Non-Exposed Type 非外露型 | A | B | C | D | A | B | C | D | A | B | C | D | A | B | A | B | A | B | A | |
| Family room 家庭室 | 13A Single Socket Outlet 13A 單位電插座 | | - | - | - | - | - | - | - | - | - | - | - | - | - | - | - | - | - | - | - | - |
| | 13A Twin Socket Outlet 13A 雙位電插座 | | - | - | - | - | - | - | - | - | - | - | - | - | - | - | - | - | - | - | - | 2 |
| | TV / FM Outlet 電視 / 電台天線插座 | | - | - | - | - | - | - | - | - | - | - | - | - | - | - | - | - | - | - | - | 1 |
| | Telephone Outlet 電話插座 | | - | - | - | - | - | - | - | - | - | - | - | - | - | - | - | - | - | - | - | 1 |
| | Data Point 網路位 | | - | - | - | - | - | - | - | - | - | - | - | - | - | - | - | - | - | - | - | 1 |
| | Fused Spur Unit (Air Conditioner) 接線蘇(冷氣機) | | - | - | - | - | - | - | - | - | - | - | - | - | - | - | - | - | - | - | - | - |
| | | Fused Spur Unit (Air Conditioner) 接線蘇(冷氣機) | - | - | - | - | - | - | - | - | - | - | - | - | - | - | - | - | - | - | - | 1 |
| | Air Conditioner Thermostat 冷氣機溫度調節器 | | - | - | - | - | - | - | - | - | - | - | - | - | - | - | - | - | - | - | - | 1 |
| | Lighting Point 燈位 | | - | - | - | - | - | - | - | - | - | - | - | - | - | - | - | - | - | - | - | 1 |
| | Lighting Switch 燈掣 | | - | - | - | - | - | - | - | - | - | - | - | - | - | - | - | - | - | - | - | 2 |

Notes:

- “1, 2,” as shown in the above table denotes the quantity of such provision(s) provided in the residential unit.
- The symbol “-” as shown in the above table denotes “not provided” or “not applicable”.
- The quantity of the lighting switch(es) shown in the schedule denotes the quantity of switch faceplates(s).

備註：

- 上表 “1, 2,” 代表此設備於該住宅單位內提供的裝置數量。
- 上表 “-” 代表不提供或不適用。
- 說明表所顯示的燈掣數量是表示燈掣面板的數量。

FITTINGS, FINISHES AND APPLIANCES
裝置、裝修物料及設備

Schedule of Mechanical & Electrical Provisions of Residential Units
住宅單位機電裝置數量說明表

| Location 位置 | Description 描述 | | Tower 17 第17座 | | | | | | | | | | | | Tower 18 第18座 | | | | | | | | |
|--|--|---|------------------|---|---|---|----------------------|---|---|---|-----------|---|---|---|------------------|---|-----------|---|----------------------|---|-----------|---|-----------|
| | | | G/F 地下 | | | | 1/F - 2/F 1樓 - 2樓 | | | | 3/F 3樓 | | | | 5/F 5樓 | | G/F 地下 | | 1/F - 2/F 1樓 - 2樓 | | 3/F 3樓 | | 5/F 5樓 |
| | Exposed Type 外露型 | Non-Exposed Type 非外露型 | A | B | C | D | A | B | C | D | A | B | C | D | A | B | A | B | A | B | A | | |
| Master bedroom (including dressing room if applicable) 主人睡房 (包括衣帽 間如適用) | 13A Single Socket Outlet 13A 單位電插座 | | 2 | 2 | 2 | 2 | 2 | 2 | 2 | 2 | 2 | 2 | 2 | 2 | 2 | 2 | 3 | 3 | 3 | 3 | 3 | 3 | 4 |
| | 13A Twin Socket Outlet 13A 雙位電插座 | | 1 | 1 | 1 | 1 | 1 | 1 | 1 | 1 | 1 | 1 | 1 | 1 | 3 | 3 | 2 | 2 | 2 | 2 | 2 | 2 | 1 |
| | TV / FM Outlet 電視 / 電台天線插座 | | 1 | 1 | 1 | 1 | 1 | 1 | 1 | 1 | 1 | 1 | 1 | 1 | 1 | 1 | 1 | 1 | 1 | 1 | 1 | 1 | 1 |
| | Data Point 網路位 | | 1 | 1 | 1 | 1 | 1 | 1 | 1 | 1 | 1 | 1 | 1 | 1 | 1 | 1 | 1 | 1 | 1 | 1 | 1 | 1 | 1 |
| | Fused Spur Unit (Air Conditioner) 接線蘇(冷氣機) | | 1 | 1 | 1 | 1 | 1 | 1 | 1 | 1 | 1 | 1 | 1 | 1 | 2 | 2 | 1 | 1 | 1 | 1 | 1 | 1 | 2 |
| | | Fused Spur Unit (Air Conditioner) 接線蘇(冷氣機) | - | - | - | - | - | - | - | - | - | - | - | - | 1 | 1 | - | - | - | - | - | - | 1 |
| | Air Conditioner Thermostat 冷氣機溫度調節器 | | - | - | - | - | - | - | - | - | 1 | - | 1 | - | 1 | 1 | 1 | 1 | 1 | 1 | 1 | 2 | 1 |
| | Double Pole Switch (Electric Water Heater) 開關掣(電熱水爐) | | - | - | - | - | - | - | - | - | 1 | - | 1 | - | - | - | 1 | - | 1 | - | 1 | - | 1 |
| | Double Pole Switch (Ventilation Fan) 開關掣(抽氣扇) | | 1 | 1 | 1 | 1 | 1 | 1 | 1 | 1 | 1 | 1 | 1 | 1 | 1 | 1 | 1 | 1 | 1 | 1 | 1 | 1 | 1 |
| | Lighting Point 燈位 | | 1 | 4 | 1 | 1 | 1 | 4 | 1 | 1 | 3 | 4 | 3 | 1 | 4 | 4 | 5 | 3 | 5 | 3 | 8 | 5 | 6 |
| Lighting Switch 燈掣 | | 4 | 4 | 4 | 4 | 4 | 4 | 4 | 4 | 4 | 4 | 4 | 4 | 4 | 4 | 4 | 4 | 4 | 4 | 4 | 4 | 4 | |

Notes:

- “1, 2,” as shown in the above table denotes the quantity of such provision(s) provided in the residential unit.
- The symbol “-” as shown in the above table denotes “not provided” or “not applicable”.
- The quantity of the lighting switch(es) shown in the schedule denotes the quantity of switch faceplates(s).

備註:

- 上表 “1, 2,” 代表此設備於該住宅單位內提供的裝置數量。
- 上表 “-” 代表不提供或不適用。
- 說明表所顯示的燈掣數量是表示燈掣面板的數量。

Schedule of Mechanical & Electrical Provisions of Residential Units
住宅單位機電裝置數量說明表

| Location 位置 | Description 描述 | | Tower 17 第17座 | | | | | | | | | | | | Tower 18 第18座 | | | | | | | |
|------------------|---|---|------------------|---|---|---|----------------------|---|---|---|-----------|---|---|---|------------------|---|-----------|---|----------------------|---|-----------|---|
| | | | G/F 地下 | | | | 1/F - 2/F 1樓 - 2樓 | | | | 3/F 3樓 | | | | 5/F 5樓 | | G/F 地下 | | 1/F - 2/F 1樓 - 2樓 | | 3/F 3樓 | |
| | Exposed Type 外露型 | Non-Exposed Type 非外露型 | A | B | C | D | A | B | C | D | A | B | C | D | A | B | A | B | A | B | A | B |
| Bedroom 1 睡房1 | 13A Single Socket Outlet 13A 單位電插座 | | 2 | 2 | 2 | 2 | 2 | 2 | 2 | 2 | 2 | 2 | 2 | 2 | 2 | 2 | 2 | 2 | 2 | 2 | 2 | 2 |
| | 13A Twin Socket Outlet 13A 雙位電插座 | | 1 | 1 | 1 | 1 | 1 | 1 | 1 | 1 | 1 | 1 | 1 | 1 | 2 | 2 | 1 | 1 | 1 | 1 | 1 | 1 |
| | TV / FM Outlet 電視 / 電台天線插座 | | 1 | 1 | 1 | 1 | 1 | 1 | 1 | 1 | 1 | 1 | 1 | 1 | 1 | 1 | 1 | 1 | 1 | 1 | 1 | 1 |
| | Data Point 網路位 | | 1 | 1 | 1 | 1 | 1 | 1 | 1 | 1 | 1 | 1 | 1 | 1 | 1 | 1 | 1 | 1 | 1 | 1 | 1 | 1 |
| | Fused Spur Unit (Air Conditioner) 接線蘇(冷氣機) | | 1 | 1 | 1 | 1 | 1 | 1 | 1 | 1 | 1 | 1 | 1 | 1 | 1 | 1 | 1 | 1 | 1 | 1 | 1 | 1 |
| | | Fused Spur Unit (Air Conditioner) 接線蘇(冷氣機) | - | - | - | - | - | - | - | - | - | - | - | - | - | - | - | - | - | - | - | - |
| | Air Conditioner Thermostat 冷氣機溫度調節器 | | - | - | - | - | - | - | - | - | - | - | - | - | - | - | - | - | - | - | - | 1 |
| | Double Pole Switch (Electric Water Heater) 開關掣(電熱水爐) | | - | - | - | - | - | - | - | - | - | - | - | - | - | - | - | - | - | - | - | - |
| | Double Pole Switch (Ventilation Fan) 開關掣(抽氣扇) | | - | 1 | - | - | - | 1 | - | - | - | 1 | - | - | - | - | 1 | 1 | 1 | 1 | 1 | 1 |
| | Lighting Point 燈位 | | 1 | 1 | 1 | 1 | 1 | 1 | 1 | 1 | 1 | 1 | 1 | 1 | 1 | 1 | 2 | 4 | 2 | 3 | 2 | 6 |
| | Lighting Switch 燈掣 | | 1 | 2 | 1 | 1 | 1 | 2 | 1 | 1 | 1 | 2 | 1 | 1 | 1 | 1 | 3 | 3 | 3 | 3 | 3 | 3 |

Notes:

- "1, 2," as shown in the above table denotes the quantity of such provision(s) provided in the residential unit.
- The symbol "-" as shown in the above table denotes "not provided" or "not applicable".
- The quantity of the lighting switch(es) shown in the schedule denotes the quantity of switch faceplates(s).

備註:

- 上表 "1, 2," 代表此設備於該住宅單位內提供的裝置數量。
- 上表 "-" 代表不提供或不適用。
- 說明表所顯示的燈掣數量是表示燈掣面板的數量。

FITTINGS, FINISHES AND APPLIANCES
裝置、裝修物料及設備

Schedule of Mechanical & Electrical Provisions of Residential Units
住宅單位機電裝置數量說明表

| Location 位置 | Description 描述 | | Tower 17 第17座 | | | | | | | | | | | | Tower 18 第18座 | | | | | | | |
|------------------|---|---|------------------|---|---|---|----------------------|---|---|---|-----------|---|---|---|------------------|---|-----------|---|----------------------|---|-----------|---|
| | | | G/F 地下 | | | | 1/F - 2/F 1樓 - 2樓 | | | | 3/F 3樓 | | | | 5/F 5樓 | | G/F 地下 | | 1/F - 2/F 1樓 - 2樓 | | 3/F 3樓 | |
| | Exposed Type 外露型 | Non-Exposed Type 非外露型 | A | B | C | D | A | B | C | D | A | B | C | D | A | B | A | B | A | B | A | |
| Bedroom 2 睡房2 | 13A Single Socket Outlet 13A 單位電插座 | | 2 | 2 | 2 | 2 | 2 | 2 | 2 | 2 | 2 | 2 | 2 | 2 | 2 | 2 | 2 | 2 | 2 | 2 | 2 | 2 |
| | 13A Twin Socket Outlet 13A 雙位電插座 | | 1 | 1 | 1 | 1 | 1 | 1 | 1 | 1 | 1 | 1 | 1 | 1 | 1 | 1 | 1 | 1 | 1 | 1 | 1 | 1 |
| | TV / FM Outlet 電視 / 電台天線插座 | | 1 | 1 | 1 | 1 | 1 | 1 | 1 | 1 | 1 | 1 | 1 | 1 | 1 | 1 | 1 | 1 | 1 | 1 | 1 | 1 |
| | Data Point 網路位 | | 1 | 1 | 1 | 1 | 1 | 1 | 1 | 1 | 1 | 1 | 1 | 1 | 1 | 1 | 1 | 1 | 1 | 1 | 1 | 1 |
| | Fused Spur Unit (Air Conditioner) 接線蘇(冷氣機) | | 1 | 1 | 1 | 1 | 1 | 1 | 1 | 1 | 1 | 1 | 1 | 1 | 1 | 1 | 1 | 1 | 1 | 1 | 1 | - |
| | | Fused Spur Unit (Air Conditioner) 接線蘇(冷氣機) | - | - | - | - | - | - | - | - | - | - | - | - | - | - | - | - | - | - | - | 1 |
| | Air Conditioner Thermostat 冷氣機溫度調節器 | | 1 | 1 | 1 | 1 | 1 | 1 | 1 | 1 | 1 | 1 | 1 | 1 | - | - | - | - | - | - | - | 1 |
| | Double Pole Switch (Electric Water Heater) 開關掣(電熱水爐) | | - | - | - | - | - | - | - | - | - | - | - | - | - | - | 1 | - | 1 | - | 1 | 1 |
| | Double Pole Switch (Ventilation Fan) 開關掣(抽氣扇) | | - | - | - | - | - | - | - | - | - | - | - | - | - | - | 1 | - | 1 | - | 1 | 1 |
| | Lighting Point 燈位 | | 5 | 4 | 5 | 4 | 7 | 6 | 7 | 6 | 7 | 6 | 7 | 6 | 1 | 1 | 1 | 1 | 1 | 1 | 1 | 4 |
| | Lighting Switch 燈掣 | | 1 | 1 | 1 | 1 | 1 | 1 | 1 | 1 | 1 | 1 | 1 | 1 | 1 | 1 | 1 | 1 | 1 | 1 | 1 | 1 |

Notes:

- “1, 2,” as shown in the above table denotes the quantity of such provision(s) provided in the residential unit.
- The symbol “-” as shown in the above table denotes “not provided” or “not applicable”.
- The quantity of the lighting switch(es) shown in the schedule denotes the quantity of switch faceplates(s).

備註:

- 上表 “1, 2,” 代表此設備於該住宅單位內提供的裝置數量。
- 上表 “-” 代表不提供或不適用。
- 說明表所顯示的燈掣數量是表示燈掣面板的數量。

Schedule of Mechanical & Electrical Provisions of Residential Units
住宅單位機電裝置數量說明表

| Location 位置 | Description 描述 | | Tower 17 第17座 | | | | | | | | | | | | Tower 18 第18座 | | | | | | | | |
|------------------|---|---|------------------|---|---|---|----------------------|---|---|---|-----------|---|---|---|------------------|---|-----------|---|----------------------|---|-----------|---|-----------|
| | | | G/F 地下 | | | | 1/F - 2/F 1樓 - 2樓 | | | | 3/F 3樓 | | | | 5/F 5樓 | | G/F 地下 | | 1/F - 2/F 1樓 - 2樓 | | 3/F 3樓 | | 5/F 5樓 |
| | Exposed Type 外露型 | Non-Exposed Type 非外露型 | A | B | C | D | A | B | C | D | A | B | C | D | A | B | A | B | A | B | A | | |
| Bedroom 3 睡房3 | 13A Single Socket Outlet 13A 單位電插座 | | - | 2 | - | - | - | 2 | - | - | - | 2 | - | - | 2 | 2 | 2 | 2 | 2 | 2 | 2 | 2 | 2 |
| | 13A Twin Socket Outlet 13A 雙位電插座 | | - | 1 | - | - | - | 1 | - | - | - | 1 | - | - | 1 | 1 | 1 | 1 | 1 | 1 | 1 | 1 | 1 |
| | TV / FM Outlet 電視 / 電台天線插座 | | - | 1 | - | - | - | 1 | - | - | - | 1 | - | - | 1 | 1 | 1 | 1 | 1 | 1 | 1 | 1 | 1 |
| | Data Point 網路位 | | - | 1 | - | - | - | 1 | - | - | - | 1 | - | - | 1 | 1 | 1 | 1 | 1 | 1 | 1 | 1 | 1 |
| | Fused Spur Unit (Air Conditioner) 接線蘇(冷氣機) | | - | 1 | - | - | - | 1 | - | - | - | 1 | - | - | 1 | 1 | 1 | 1 | 1 | 1 | 1 | 1 | - |
| | | Fused Spur Unit (Air Conditioner) 接線蘇(冷氣機) | - | - | - | - | - | - | - | - | - | - | - | - | - | - | - | - | - | - | - | - | 1 |
| | Air Conditioner Thermostat 冷氣機溫度調節器 | | - | - | - | - | - | - | - | - | - | - | - | - | - | - | - | - | - | - | - | 1 | - |
| | Double Pole Switch (Electric Water Heater) 開關掣(電熱水爐) | | - | - | - | - | - | - | - | - | - | - | - | - | - | - | - | - | - | - | - | - | 1 |
| | Double Pole Switch (Ventilation Fan) 開關掣(抽氣扇) | | - | - | - | - | - | - | - | - | - | - | - | - | - | - | - | - | - | - | - | - | 1 |
| | Lighting Point 燈位 | | - | 1 | - | - | - | 1 | - | - | - | 1 | - | - | 1 | 1 | 1 | 1 | 1 | 1 | 1 | 4 | 4 |
| | Lighting Switch 燈掣 | | - | 1 | - | - | - | 1 | - | - | - | 1 | - | - | 1 | 1 | 1 | 1 | 1 | 1 | 1 | 1 | 1 |

Notes:

- “1, 2,” as shown in the above table denotes the quantity of such provision(s) provided in the residential unit.
- The symbol “-” as shown in the above table denotes “not provided” or “not applicable”.
- The quantity of the lighting switch(es) shown in the schedule denotes the quantity of switch faceplates(s).

備註：

- 上表 “1, 2,” 代表此設備於該住宅單位內提供的裝置數量。
- 上表 “-” 代表不提供或不適用。
- 說明表所顯示的燈掣數量是表示燈掣面板的數量。

FITTINGS, FINISHES AND APPLIANCES
裝置、裝修物料及設備

Schedule of Mechanical & Electrical Provisions of Residential Units
住宅單位機電裝置數量說明表

| Location 位置 | Description 描述 | | Tower 17 第17座 | | | | | | | | | | | | Tower 18 第18座 | | | | | | | | | |
|-------------------------|---------------------|--|------------------|---|---|---|----------------------|---|---|---|-----------|---|---|---|------------------|----|-----------|----|----------------------|----|-----------|----|-----------|----|
| | | | G/F 地下 | | | | 1/F - 2/F 1樓 - 2樓 | | | | 3/F 3樓 | | | | 5/F 5樓 | | G/F 地下 | | 1/F - 2/F 1樓 - 2樓 | | 3/F 3樓 | | 5/F 5樓 | |
| | Exposed Type 外露型 | Non-Exposed Type 非外露型 | A | B | C | D | A | B | C | D | A | B | C | D | A | B | A | B | A | B | A | B | | |
| Master bathroom 主人浴室 | | 13A Single Socket Outlet (With USB Port) 13A 單位電插座(附有USB接口) | 2 | 2 | 2 | 2 | 2 | 2 | 2 | 2 | 2 | 2 | 2 | 2 | 2 | 2 | 2 | 2 | 2 | 2 | 2 | 2 | 2 | 2 |
| | | Fused Spur Unit (Cabinet Light) 接線蘇(櫃燈) | 1 | 1 | 1 | 1 | 1 | 1 | 1 | 1 | 1 | 1 | 1 | 1 | 1 | 1 | 1 | 1 | 1 | 1 | 1 | 1 | 1 | 1 |
| | | Fused Spur Unit (Ventilation Fan) 接線蘇(抽氣扇) | 1 | 1 | 1 | 1 | 1 | 1 | 1 | 1 | 1 | 1 | 1 | 1 | 1 | 1 | 1 | 1 | 1 | 1 | 1 | 1 | 1 | 1 |
| | | Fused Spur Unit (Gas Water Heater) 接線蘇(煤氣熱水爐) | 1 | 1 | 1 | 1 | 1 | 1 | 1 | 1 | - | 1 | - | 1 | 1 | 1 | 1 | 1 | 1 | 1 | - | 1 | 1 | 1 |
| | | Fused Spur Unit (Air Conditioner) 接線蘇(冷氣機) | - | - | - | - | - | - | - | - | - | - | - | - | 1 | 1 | 1 | 1 | 1 | 1 | 1 | 1 | 1 | 1 |
| | | Fused Spur Unit (Towel Warmer) 接線蘇(發熱毛巾架) | - | 1 | - | 1 | - | 1 | - | 1 | - | 1 | - | 1 | 1 | 1 | 1 | 1 | 1 | 1 | 1 | 1 | 1 | 1 |
| | | Double Pole Switch (Thermo Ventilator) 開關掣(浴室寶) | 1 | 1 | 1 | 1 | 1 | 1 | 1 | 1 | 1 | 1 | 1 | 1 | 1 | 1 | 1 | 1 | 1 | 1 | 1 | 1 | 1 | 1 |
| | | Isolating Switch (Electric Water Heater) 開關掣(電熱水爐) | - | - | - | - | - | - | - | - | 1 | - | 1 | - | - | - | 1 | - | 1 | - | 1 | - | 1 | - |
| | | Air Conditioner Thermostat 冷氣機溫度調節器 | - | - | - | - | - | - | - | - | - | - | - | - | 1 | 1 | 1 | 1 | 1 | 1 | 1 | 1 | 1 | 1 |
| | | Gas Water Heater Temperature Switch 煤氣熱水爐溫度掣 | 1 | 1 | 1 | 1 | 1 | 1 | 1 | 1 | - | 1 | - | 1 | 1 | 1 | - | 1 | - | 1 | - | 1 | - | - |
| | | Lighting Point 燈位 | 6 | 7 | 6 | 7 | 6 | 7 | 6 | 7 | 6 | 7 | 6 | 7 | 13 | 13 | 12 | 10 | 10 | 10 | 12 | 10 | 10 | 10 |

Notes:

- “1, 2,” as shown in the above table denotes the quantity of such provision(s) provided in the residential unit.
- The symbol “-” as shown in the above table denotes “not provided” or “not applicable”.
- The quantity of the lighting switch(es) shown in the schedule denotes the quantity of switch faceplates(s).

備註:

- 上表 “1, 2,” 代表此設備於該住宅單位內提供的裝置數量。
- 上表 “-” 代表不提供或不適用。
- 說明表所顯示的燈掣數量是表示燈掣面板的數量。

Schedule of Mechanical & Electrical Provisions of Residential Units
住宅單位機電裝置數量說明表

| Location 位置 | Description 描述 | | Tower 17 第17座 | | | | | | | | | | | | Tower 18 第18座 | | | | | | | | | |
|-------------------|---------------------|--|------------------|---|---|---|----------------------|---|---|---|-----------|---|---|---|------------------|---|-----------|---|----------------------|---|-----------|---|-----------|---|
| | | | G/F 地下 | | | | 1/F - 2/F 1樓 - 2樓 | | | | 3/F 3樓 | | | | 5/F 5樓 | | G/F 地下 | | 1/F - 2/F 1樓 - 2樓 | | 3/F 3樓 | | 5/F 5樓 | |
| | Exposed Type 外露型 | Non-Exposed Type 非外露型 | A | B | C | D | A | B | C | D | A | B | C | D | A | B | A | B | A | B | A | B | A | |
| Bathroom 1 浴室1 | | 13A Single Socket Outlet (With USB Port) 13A 單位電插座(附有USB接口) | 1 | 1 | 1 | 1 | 1 | 1 | 1 | 1 | 1 | 1 | 1 | 1 | 1 | 1 | 1 | 1 | 1 | 1 | 1 | 1 | 1 | 1 |
| | | Fused Spur Unit (Cabinet Light) 接線蘇(櫃燈) | 1 | 1 | 1 | 1 | 1 | 1 | 1 | 1 | 1 | 1 | 1 | 1 | 1 | 1 | 1 | 1 | 1 | 1 | 1 | 1 | 1 | 1 |
| | | Fused Spur Unit (Ventilation Fan) 接線蘇(抽氣扇) | 1 | 1 | 1 | 1 | 1 | 1 | 1 | 1 | 1 | 1 | 1 | 1 | 1 | 1 | 1 | 1 | 1 | 1 | 1 | 1 | 1 | 1 |
| | | Isolating Switch (Electric Water Heater) 開關掣(電熱水爐) | 1 | - | 1 | 1 | 1 | - | 1 | 1 | 1 | - | 1 | 1 | - | - | - | - | - | - | - | - | - | - |
| | | Double Pole Switch (Thermo Ventilator) 開關掣(浴室寶) | 1 | 1 | 1 | 1 | 1 | 1 | 1 | 1 | 1 | 1 | 1 | 1 | 1 | 1 | 1 | 1 | 1 | 1 | 1 | 1 | 1 | 1 |
| | | Gas Water Heater Temperature Switch 煤氣熱水爐溫度掣 | - | 1 | - | - | - | 1 | - | - | - | 1 | - | - | 1 | 1 | 1 | 1 | 1 | 1 | 1 | 1 | 1 | 1 |
| | | Lighting Point 燈位 | 7 | 7 | 7 | 7 | 7 | 7 | 7 | 7 | 7 | 7 | 7 | 7 | 7 | 7 | 4 | 4 | 4 | 4 | 4 | 4 | 4 | 4 |
| Bathroom 2 浴室2 | | 13A Single Socket Outlet (With USB Port) 13A 單位電插座(附有USB接口) | - | 1 | - | - | - | 1 | - | - | - | 1 | - | - | 1 | 1 | 1 | 1 | 1 | 1 | 1 | 1 | 1 | 1 |
| | | Fused Spur Unit (Cabinet Light) 接線蘇(櫃燈) | - | 1 | - | - | - | 1 | - | - | - | 1 | - | - | 1 | 1 | 1 | 1 | 1 | 1 | 1 | 1 | 1 | 1 |
| | | Fused Spur Unit (Ventilation Fan) 接線蘇(抽氣扇) | - | 1 | - | - | - | 1 | - | - | - | 1 | - | - | 1 | 1 | 1 | 1 | 1 | 1 | 1 | 1 | 1 | 1 |
| | | Double Pole Switch (Thermo Ventilator) 開關掣(浴室寶) | - | 1 | - | - | - | 1 | - | - | - | 1 | - | - | 1 | 1 | 1 | 1 | 1 | 1 | 1 | 1 | 1 | 1 |
| | | Gas Water Heater Temperature Switch 煤氣熱水爐溫度掣 | - | 1 | - | - | - | 1 | - | - | - | 1 | - | - | 1 | 1 | 1 | 1 | 1 | 1 | 1 | 1 | 1 | 1 |
| | | Lighting Point 燈位 | - | 7 | - | - | - | 7 | - | - | - | 7 | - | - | 7 | 7 | 4 | 4 | 4 | 4 | 4 | 4 | 4 | 4 |

Notes:

- "1, 2," as shown in the above table denotes the quantity of such provision(s) provided in the residential unit.
- The symbol "-" as shown in the above table denotes "not provided" or "not applicable".
- The quantity of the lighting switch(es) shown in the schedule denotes the quantity of switch faceplates(s).

備註:

- 上表 "1, 2," 代表此設備於該住宅單位內提供的裝置數量。
- 上表 "-" 代表不提供或不適用。
- 說明表所顯示的燈掣數量是表示燈掣面板的數量。

FITTINGS, FINISHES AND APPLIANCES
裝置、裝修物料及設備

Schedule of Mechanical & Electrical Provisions of Residential Units
住宅單位機電裝置數量說明表

| Location 位置 | Description 描述 | | Tower 17 第17座 | | | | | | | | | | | | Tower 18 第18座 | | | | | | | | | |
|-------------------|---------------------|--|------------------|---|---|---|----------------------|---|---|---|-----------|---|---|---|------------------|---|-----------|---|----------------------|---|-----------|---|-----------|---|
| | | | G/F 地下 | | | | 1/F - 2/F 1樓 - 2樓 | | | | 3/F 3樓 | | | | 5/F 5樓 | | G/F 地下 | | 1/F - 2/F 1樓 - 2樓 | | 3/F 3樓 | | 5/F 5樓 | |
| | Exposed Type 外露型 | Non-Exposed Type 非外露型 | A | B | C | D | A | B | C | D | A | B | C | D | A | B | A | B | A | B | A | B | A | |
| Bathroom 3 浴室3 | | 13A Single Socket Outlet (With USB Port) 13A 單位電插座(附有USB接口) | - | - | - | - | - | - | - | - | - | - | - | - | - | - | 1 | - | 1 | - | 1 | - | - | 1 |
| | | Fused Spur Unit (Cabinet Light) 接線蘇(櫃燈) | - | - | - | - | - | - | - | - | - | - | - | - | - | - | - | - | 1 | - | 1 | - | - | 1 |
| | | Fused Spur Unit (Ventilation Fan) 接線蘇(抽氣扇) | - | - | - | - | - | - | - | - | - | - | - | - | - | - | 1 | - | 1 | - | 1 | - | - | 1 |
| | | Isolating Switch (Electric Water Heater) 開關掣(電熱水爐) | - | - | - | - | - | - | - | - | - | - | - | - | - | - | - | - | - | - | - | - | - | 1 |
| | | Double Pole Switch (Thermo Ventilator) 開關掣(浴室寶) | - | - | - | - | - | - | - | - | - | - | - | - | - | - | 1 | - | 1 | - | 1 | - | - | 1 |
| | | Gas Water Heater Temperature Switch 煤氣熱水爐溫度掣 | - | - | - | - | - | - | - | - | - | - | - | - | - | - | 1 | - | 1 | - | 1 | - | - | - |
| | | Lighting Point 燈位 | - | - | - | - | - | - | - | - | - | - | - | - | - | - | 4 | - | 4 | - | 4 | - | - | 4 |
| Bathroom 4 浴室4 | | 13A Single Socket Outlet (With USB Port) 13A 單位電插座(附有USB接口) | - | - | - | - | - | - | - | - | - | - | - | - | - | - | - | - | - | - | - | - | - | 1 |
| | | Fused Spur Unit (Cabinet Light) 接線蘇(櫃燈) | - | - | - | - | - | - | - | - | - | - | - | - | - | - | - | - | - | - | - | - | - | 1 |
| | | Fused Spur Unit (Ventilation Fan) 接線蘇(抽氣扇) | - | - | - | - | - | - | - | - | - | - | - | - | - | - | - | - | - | - | - | - | - | 1 |
| | | Isolating Switch (Electric Water Heater) 開關掣(電熱水爐) | - | - | - | - | - | - | - | - | - | - | - | - | - | - | - | - | - | - | - | - | - | 1 |
| | | Double Pole Switch (Thermo Ventilator) 開關掣(浴室寶) | - | - | - | - | - | - | - | - | - | - | - | - | - | - | - | - | - | - | - | - | - | 1 |
| | | Gas Water Heater Temperature Switch 煤氣熱水爐溫度掣 | - | - | - | - | - | - | - | - | - | - | - | - | - | - | - | - | - | - | - | - | - | - |
| | | Lighting Point 燈位 | - | - | - | - | - | - | - | - | - | - | - | - | - | - | - | - | - | - | - | - | - | 4 |

Notes:

- "1, 2," as shown in the above table denotes the quantity of such provision(s) provided in the residential unit.
- The symbol "-" as shown in the above table denotes "not provided" or "not applicable".
- The quantity of the lighting switch(es) shown in the schedule denotes the quantity of switch faceplates(s).

備註:

- 上表 "1, 2," 代表此設備於該住宅單位內提供的裝置數量。
- 上表 "-" 代表不提供或不適用。
- 說明表所顯示的燈掣數量是表示燈掣面板的數量。

Schedule of Mechanical & Electrical Provisions of Residential Units
住宅單位機電裝置數量說明表

| Location 位置 | Description 描述 | | Tower 17 第17座 | | | | | | | | | | | | Tower 18 第18座 | | | | | | | |
|--------------------|----------------------|---|------------------|---|---|---|----------------------|---|---|---|-----------|---|---|---|------------------|---|-----------|---|----------------------|---|-----------|---|
| | | | G/F 地下 | | | | 1/F - 2/F 1樓 - 2樓 | | | | 3/F 3樓 | | | | 5/F 5樓 | | G/F 地下 | | 1/F - 2/F 1樓 - 2樓 | | 3/F 3樓 | |
| | Exposed Type 外露型 | Non-Exposed Type 非外露型 | A | B | C | D | A | B | C | D | A | B | C | D | A | B | A | B | A | B | A | |
| Powder room 化妝間 | | Fused Spur Unit (Ventilation Fan) 接線蘇(抽氣扇) | - | - | - | - | - | - | - | - | - | - | - | - | 1 | 1 | 1 | 1 | 1 | 1 | 1 | 1 |
| | | Isolating Switch (Electric Water Heater) 開關掣(電熱水爐) | - | - | - | - | - | - | - | - | - | - | - | - | 1 | 1 | 1 | 1 | 1 | 1 | 1 | 1 |
| | Lighting Point 燈位 | | - | - | - | - | - | - | - | - | - | - | - | - | 3 | 3 | 3 | 3 | 3 | 3 | 3 | 3 |
| Lavatory 洗手間 | | Fused Spur Unit (Ventilation Fan) 接線蘇(抽氣扇) | 1 | 1 | 1 | 1 | 1 | 1 | 1 | 1 | 1 | 1 | 1 | 1 | 1 | 1 | 1 | 1 | 1 | 1 | 1 | 1 |
| | | Isolating Switch (Electric Water Heater) 開關掣(電熱水爐) | - | 1 | - | 1 | - | 1 | - | - | - | 1 | - | - | 1 | 1 | 1 | 1 | 1 | 1 | 1 | 1 |
| | | Gas Water Heater Temperature Switch 煤氣熱水爐溫度掣 | 1 | - | - | 1 | 1 | - | 1 | 1 | 1 | - | 1 | 1 | - | - | - | - | - | - | - | - |
| | Lighting Point 燈位 | | 1 | 1 | 1 | 1 | 1 | 1 | 1 | 1 | 1 | 1 | 1 | 1 | 1 | 1 | 1 | 1 | 1 | 1 | 1 | 1 |

Notes:

- “1, 2,” as shown in the above table denotes the quantity of such provision(s) provided in the residential unit.
- The symbol “-” as shown in the above table denotes “not provided” or “not applicable”.
- The quantity of the lighting switch(es) shown in the schedule denotes the quantity of switch faceplates(s).

備註：

- 上表 “1, 2,” 代表此設備於該住宅單位內提供的裝置數量。
- 上表 “-” 代表不提供或不適用。
- 說明表所顯示的燈掣數量是表示燈掣面板的數量。

FITTINGS, FINISHES AND APPLIANCES
裝置、裝修物料及設備

Schedule of Mechanical & Electrical Provisions of Residential Units
住宅單位機電裝置數量說明表

| Location 位置 | Description 描述 | | Tower 17 第17座 | | | | | | | | | | | | Tower 18 第18座 | | | | | | | |
|--------------------------------|---------------------|--|------------------|---|---|---|----------------------|---|---|---|-----------|---|---|---|------------------|---|-----------|---|----------------------|---|-----------|---|
| | | | G/F 地下 | | | | 1/F - 2/F 1樓 - 2樓 | | | | 3/F 3樓 | | | | 5/F 5樓 | | G/F 地下 | | 1/F - 2/F 1樓 - 2樓 | | 3/F 3樓 | |
| | Exposed Type 外露型 | Non-Exposed Type 非外露型 | A | B | C | D | A | B | C | D | A | B | C | D | A | B | A | B | A | B | A | |
| Pantry 備餐間 | | 13A Single Socket Outlet 13A 單位電插座 | - | - | - | - | - | - | - | - | - | - | - | - | - | - | - | - | - | - | - | - |
| | | 13A Twin Socket Outlet 13A 雙位電插座 | - | - | - | - | - | - | - | - | - | - | - | - | 1 | 1 | - | - | - | - | - | - |
| | | 13A Single Socket Outlet (Wine Cellar) 13A 單位電插座(酒櫃) | - | - | - | - | - | - | - | - | - | - | - | - | 1 | 1 | - | - | - | - | - | - |
| | | 13A Single Socket Outlet (Refrigerator) 13A 單位電插座(雪櫃) | - | - | - | - | - | - | - | - | - | - | - | - | - | - | - | - | - | - | - | - |
| | | 13A Single Socket Outlet (Steamer) 13A 單位電插座(蒸爐) | - | - | - | - | - | - | - | - | - | - | - | - | - | - | - | - | - | - | - | - |
| | | Fused Spur Unit (Cabinet Light) 接線蘇(櫃燈) | - | - | - | - | - | - | - | - | - | - | - | - | 1 | - | - | - | - | - | - | - |
| | | Fused Spur Unit (Ventilation Fan) 接線蘇(抽氣扇) | - | - | - | - | - | - | - | - | - | - | - | - | - | - | - | - | - | - | - | - |
| | | Fused Spur Unit (Air Conditioner) 接線蘇(冷氣機) | - | - | - | - | - | - | - | - | - | - | - | - | 2 | 1 | - | - | - | - | - | - |
| | | Double Pole Switch (Ventilation Fan) 開關掣(抽氣扇) | - | - | - | - | - | - | - | - | - | - | - | - | - | - | - | - | - | - | - | - |
| | | Double Pole Switch (Electric Water Heater) 開關掣(電熱水爐) | - | - | - | - | - | - | - | - | - | - | - | - | 1 | 1 | - | - | - | - | - | - |
| | | Air Conditioner Thermostat 冷氣機溫度調節器 | - | - | - | - | - | - | - | - | - | - | - | - | - | - | - | - | - | - | - | 1 |
| | | Video Door Phone 視像對講機 | - | - | - | - | - | - | - | - | - | - | - | - | - | 1 | - | - | - | - | - | - |
| | | Lighting Point 燈位 | - | - | - | - | - | - | - | - | - | - | - | - | 4 | 8 | - | - | - | - | - | - |
| | | Lighting Switch 燈掣 | - | - | - | - | - | - | - | - | - | - | - | - | - | 4 | - | - | - | - | - | - |
| | | Smoke Detector with Sounder Base 煙霧偵測器配置聲響警報基座 | - | - | - | - | - | - | - | - | - | - | - | - | 1 | - | - | - | - | - | - | - |
| Flat roof (on 5/F) 平台 (於5樓) | | 13A Weatherproof Socket Outlet 13A 防水電插座 | - | - | - | - | - | - | - | - | - | - | - | - | 1 | 1 | - | - | - | - | - | 1 |
| | | Lighting Point 燈位 | - | - | - | - | - | - | - | - | - | - | - | - | 5 | 7 | - | - | - | - | - | 9 |

Notes:

- "1, 2," as shown in the above table denotes the quantity of such provision(s) provided in the residential unit.
- The symbol "-" as shown in the above table denotes "not provided" or "not applicable".
- The quantity of the lighting switch(es) shown in the schedule denotes the quantity of switch faceplates(s).

備註:

- 上表 "1, 2," 代表此設備於該住宅單位內提供的裝置數量。
- 上表 "-" 代表不提供或不適用。
- 說明表所顯示的燈掣數量是表示燈掣面板的數量。

Schedule of Mechanical & Electrical Provisions of Residential Units
住宅單位機電裝置數量說明表

| Location 位置 | Description 描述 | | Tower 17 第17座 | | | | | | | | | | | | Tower 18 第18座 | | | | | | | | |
|---------------------------------|--|--|--------------------------|---|---|---|----------------------|---|---|---|-----------|---|---|---|------------------|----|-----------|---|----------------------|---|-----------|---|-----------|
| | | | G/F 地下 | | | | 1/F - 2/F 1樓 - 2樓 | | | | 3/F 3樓 | | | | 5/F 5樓 | | G/F 地下 | | 1/F - 2/F 1樓 - 2樓 | | 3/F 3樓 | | 5/F 5樓 |
| | Exposed Type 外露型 | | Non-Exposed Type 非外露型 | | A | B | C | D | A | B | C | D | A | B | C | D | A | B | A | B | A | B | A |
| Flat roof (on roof) 平台 (於天台) | 13A Weatherproof Socket Outlet 13A 防水電插座 | | - | - | - | - | - | - | - | - | - | - | - | - | 3 | 3 | - | - | - | - | - | - | 1 |
| | Isolating Switch (Air Conditioner) 開關掣(冷氣機) | | - | - | - | - | - | - | - | - | - | - | - | - | 2 | 2 | - | - | - | - | - | - | 2 |
| | Lighting Point 燈位 | | - | - | - | - | - | - | - | - | - | - | - | - | 7 | 11 | - | - | - | - | - | - | 12 |
| | Lighting Switch 燈掣 | | - | - | - | - | - | - | - | - | - | - | - | - | - | 2 | - | - | - | - | - | - | 2 |
| | Weatherproof Lighting Switch 防水燈掣 | | - | - | - | - | - | - | - | - | - | - | - | - | 2 | - | - | - | - | - | - | - | - |
| Garden 花園 | 13A Weatherproof Socket Outlet 13A 防水電插座 | | - | - | 1 | 1 | - | - | - | - | - | - | - | - | - | - | 2 | 2 | - | - | - | - | - |
| | Lighting Point 燈位 | | - | - | 2 | 2 | - | - | - | - | - | - | - | - | - | - | 1 | 1 | - | - | - | - | - |
| Balcony 露台 | Lighting Point 燈位 | | - | - | - | - | 1 | 1 | 1 | 1 | 1 | 1 | 1 | 1 | 2 | 2 | - | - | 1 | 1 | 1 | 1 | 1 |
| Utility platform 工作平台 | Lighting Point 燈位 | | - | - | - | - | 1 | 1 | 1 | 1 | 1 | 1 | 1 | 1 | 2 | 2 | - | - | 1 | - | 1 | - | 1 |

Notes:

- "1, 2," as shown in the above table denotes the quantity of such provision(s) provided in the residential unit.
- The symbol "-" as shown in the above table denotes "not provided" or "not applicable".
- The quantity of the lighting switch(es) shown in the schedule denotes the quantity of switch faceplates(s).

備註:

- 上表 "1, 2," 代表此設備於該住宅單位內提供的裝置數量。
- 上表 "-" 代表不提供或不適用。
- 說明表所顯示的燈掣數量是表示燈掣面板的數量。

FITTINGS, FINISHES AND APPLIANCES
裝置、裝修物料及設備

Schedule of Mechanical & Electrical Provisions of Residential Units
住宅單位機電裝置數量說明表

| Location 位置 | Description 描述 | | Tower 6 第6座 | Tower 10 第10座 | |
|--|---|---|----------------|------------------|----|
| | | | 5/F 5樓 | 3/F 3樓 | |
| | Exposed Type 外露型 | Non-Exposed Type 非外露型 | B | A | B |
| Living Room / Dining Room / Corridor 客廳 / 飯廳 / 走廊 | 13A Single Socket Outlet 13A 單位電插座 | | 2 | 1 | 2 |
| | | 13A Single Socket Outlet 13A 單位電插座 | 1 | - | - |
| | 13A Twin Socket Outlet 13A 雙位電插座 | | 3 | 3 | 2 |
| | | 13A Twin Socket Outlet 13A 雙位電插座 | 3 | - | - |
| | USB Outlet USB 插座 | | - | 2 | - |
| | 13A Twin Socket Outlet w/ USB Outlet 13A 雙位電插座連USB插座 | | - | - | 2 |
| | TV / FM Outlet 電視 / 電台天線插座 | | 1 | 2 | 2 |
| | Telephone Outlet 電話插座 | | 1 | 2 | 2 |
| | Data Point 網路位 | | 1 | 2 | 2 |
| | | Data Point 網路位 | 2 | - | - |
| | Fused Spur Unit (Air Conditioner) 接線蘇(冷氣機) | | - | 2 | 2 |
| | | Fused Spur Unit (Air Conditioner) 接線蘇(冷氣機) | 4 | 2 | 2 |
| | | Fused Spur Unit (Curtain) 接線蘇(窗簾) | 6 | - | - |
| | Double Pole Switch (Thermo Ventilator) 開關掣(浴室竇) | | - | 1 | 1 |
| | Double Pole Switch (Electric Water Heater) 開關掣(電熱水爐) | | - | 1 | - |
| | Air Conditioner Thermostat 冷氣機溫度調節器 | | 1 | - | - |
| | Video Door Phone 視像對講機 | | 1 | 1 | 1 |
| | Lighting Point 燈位 | | 38 | 17 | 21 |
| | Lighting Switch 燈掣 | | 4 | 4 | 5 |
| | Smoke Detector with Sounder Base 煙霧偵測器配置聲響警報基座 | | 2 | 1 | 1 |
| Door Open Button 開門掣 | | 1 | - | - | |

Notes:

- “1, 2,” as shown in the above table denotes the quantity of such provision(s) provided in the residential unit.
- The symbol “-” as shown in the above table denotes “not provided” or “not applicable”.
- The quantity of the lighting switch(es) shown in the schedule denotes the quantity of switch faceplates(s).

備註：

- 上表 “1, 2,” 代表此設備於該住宅單位內提供的裝置數量。
- 上表 “-” 代表不提供或不適用。
- 說明表所顯示的燈掣數量是表示燈掣面板的數量。

Schedule of Mechanical & Electrical Provisions of Residential Units
住宅單位機電裝置數量說明表

| Location 位置 | Description 描述 | | Tower 6 第6座 | Tower 10 第10座 | |
|-------------------------------|---|---|----------------|------------------|---|
| | | | 5/F 5樓 | 3/F 3樓 | |
| | Exposed Type 外露型 | Non-Exposed Type 非外露型 | B | A | B |
| Private lift lobby 私人升降機大堂 | 13A Single Socket Outlet 13A 單位電插座 | | - | 1 | 1 |
| | | 13A Single Socket Outlet 13A 單位電插座 | 1 | - | - |
| | Motion Sensor 運動傳感器 | | 1 | 1 | 1 |
| | Lighting Point 燈位 | | 4 | 6 | 6 |
| | Door Bell Push Button 門鐘襟手掣 | | 1 | 1 | 1 |
| | Intercom Unit 對講機 | | 1 | 1 | 1 |
| | Smoke Detector 煙霧偵測器 | | 1 | 1 | 1 |
| | Smoke Detector with Sounder Base 煙霧偵測器配置聲響警報基座 | | 1 | 1 | 1 |
| | | Alarm Bell 警鐘 | 1 | 1 | 1 |
| | Door Open Button 開門掣 | | 1 | - | - |
| Open kitchen 開放式廚房 | 13A Single Socket Outlet 13A 單位電插座 | | - | 1 | - |
| | 13A Twin Socket Outlet 13A 雙位電插座 | | 3 | 2 | 3 |
| | | 13A Single Socket Outlet (Refrigerator) 13A 單位電插座(雪櫃) | - | 1 | 2 |
| | | 13A Single Socket Outlet (Dishwasher) 13A 單位電插座(洗碗碟機) | 1 | 1 | 1 |
| | | 13A Single Socket Outlet (Washer Dryer) 13A 單位電插座(洗衣乾衣機) | - | - | - |
| | | 13A Single Socket Outlet (Wine Cellar) 13A 單位電插座(酒櫃) | - | 1 | 1 |
| | | 13A Single Socket Outlet (Steamer) 13A 單位電插座(蒸爐) | 1 | 1 | 1 |
| | | 13A Single Socket Outlet (Cooker Hood) 13A 單位電插座(抽油煙機) | 1 | 1 | 1 |
| | | 13A Single Socket Outlet (Gas Cooker) 13A 單位電插座(煤氣爐) | 2 | 2 | 2 |

Notes:

- “1, 2,” as shown in the above table denotes the quantity of such provision(s) provided in the residential unit.
- The symbol “-” as shown in the above table denotes “not provided” or “not applicable”.
- The quantity of the lighting switch(es) shown in the schedule denotes the quantity of switch faceplates(s).

備註：

- 上表 “1, 2,” 代表此設備於該住宅單位內提供的裝置數量。
- 上表 “-” 代表不提供或不適用。
- 說明表所顯示的燈掣數量是表示燈掣面板的數量。

FITTINGS, FINISHES AND APPLIANCES
裝置、裝修物料及設備

Schedule of Mechanical & Electrical Provisions of Residential Units
住宅單位機電裝置數量說明表

| Location 位置 | Description 描述 | | Tower 6 第6座 | Tower 10 第10座 | |
|-----------------------|---------------------|---|----------------|------------------|---|
| | | | 5/F 5樓 | 3/F 3樓 | |
| | Exposed Type 外露型 | Non-Exposed Type 非外露型 | B | A | B |
| Open kitchen 開放式廚房 | | Fused Spur Unit (Cabinet Light) 接線蘇(櫃燈) | - | 1 | 1 |
| | | Fused Spur Unit (Cabinet Automatic Door) 接線蘇(櫃自動門) | - | 1 | 1 |
| | | Fused Spur Unit (Ventilation Fan) 接線蘇(抽氣扇) | 1 | 1 | 1 |
| | | Fused Spur Unit (Door Bell) 接線蘇(門鐘) | - | 1 | 1 |
| | | Fused Spur Unit (Gas Water Heater) 接線蘇(煤氣熱水爐) | - | 1 | 1 |
| | | Fused Spur Unit (Air Conditioner) 接線蘇(冷氣機) | 1 | 1 | 1 |
| | | Connection Unit (Oven) 接線蘇(焗爐) | - | 1 | 1 |
| | | Connection Unit (Induction Type Hob) 接線蘇(電磁爐) | - | - | 1 |
| | | Double Pole Switch (Oven) 開關掣(焗爐) | - | 1 | 1 |
| | | Double Pole Switch (Induction Type Hob) 開關掣(電磁爐) | - | - | 1 |
| | | Double Pole Switch (Ventilation Fan) 開關掣(抽氣扇) | 1 | 1 | 1 |
| | | Double Pole Switch (Electric Water Heater) 開關掣(電熱水爐) | - | - | 1 |
| | | Isolating Switch (Electric Water Heater) 開關掣(電熱水爐) | - | - | 1 |
| | | Air Conditioner Thermostat 冷氣機溫度調節器 | 1 | 1 | 1 |
| | | Gas Water Heater Temperature Switch 煤氣熱水爐溫度掣 | - | 1 | - |
| | | Door Bell 門鐘 | - | 1 | 1 |
| | | Washing Machine Connection Point (Water Inlet & Outlet) 洗衣機接駁點(來水及去水) | - | - | - |

Notes:

- "1, 2," as shown in the above table denotes the quantity of such provision(s) provided in the residential unit.
- The symbol "-" as shown in the above table denotes "not provided" or "not applicable".
- The quantity of the lighting switch(es) shown in the schedule denotes the quantity of switch faceplates(s).

備註:

- 上表 "1, 2," 代表此設備於該住宅單位內提供的裝置數量。
- 上表 "-" 代表不提供或不適用。
- 說明表所顯示的燈掣數量是表示燈掣面板的數量。

Schedule of Mechanical & Electrical Provisions of Residential Units
住宅單位機電裝置數量說明表

| Location 位置 | Description 描述 | | Tower 6 第6座 | Tower 10 第10座 | |
|-----------------------|-------------------------|--|----------------|------------------|----|
| | | | 5/F 5樓 | 3/F 3樓 | |
| | Exposed Type 外露型 | Non-Exposed Type 非外露型 | B | A | B |
| Open kitchen 開放式廚房 | | Dishwasher Connection Point (Water Inlet & Outlet) 洗碗碟機接駁點(來水及去水) | 1 | 1 | 1 |
| | Lighting Point 燈位 | | 13 | 7 | 14 |
| | Lighting Switch 燈掣 | | 2 | 2 | 2 |
| | Sprinkler Head 消防花灑頭 | | 6 | 2 | 2 |

Notes:

- “1, 2,” as shown in the above table denotes the quantity of such provision(s) provided in the residential unit.
- The symbol “-” as shown in the above table denotes “not provided” or “not applicable”.
- The quantity of the lighting switch(es) shown in the schedule denotes the quantity of switch faceplates(s).

備註：

- 上表 “1, 2,” 代表此設備於該住宅單位內提供的裝置數量。
- 上表 “-” 代表不提供或不適用。
- 說明表所顯示的燈掣數量是表示燈掣面板的數量。

FITTINGS, FINISHES AND APPLIANCES
裝置、裝修物料及設備

Schedule of Mechanical & Electrical Provisions of Residential Units
住宅單位機電裝置數量說明表

| Location 位置 | Description 描述 | | Tower 6 第6座 | Tower 10 第10座 | |
|--|---------------------------------------|---|----------------|------------------|---|
| | | | 5/F 5樓 | 3/F 3樓 | |
| | Exposed Type 外露型 | Non-Exposed Type 非外露型 | B | A | B |
| Utility room / Area outside utility room 工作間 / 工作間對出 之空間 | 13A Single Socket Outlet 13A 單位電插座 | | 1 | 1 | 1 |
| | | 13A Single Socket Outlet 13A 單位電插座 | 1 | 1 | 1 |
| | 13A Twin Socket Outlet 13A 雙位電插座 | | 1 | 1 | 1 |
| | | 13A Single Socket Outlet (Washer Dryer) 13A 單位電插座(洗衣乾衣機) | - | 1 | 1 |
| | | 13A Single Socket Outlet (Washer) 13A 單位電插座(洗衣機) | 1 | - | - |
| | | 13A Single Socket Outlet (Dryer) 13A 單位電插座(乾衣機) | 1 | - | - |
| | | Fused Spur Unit (Air Conditioner) 接線蘇(冷氣機) | 1 | 1 | 1 |
| | | Fused Spur Unit (Air Conditioner Centralize Remote Controller) 接線蘇(冷氣機中央控制面板) | 1 | 1 | 1 |
| | | Data Point 網路位 | - | - | - |
| | | Double Pole Switch (Ventilation Fan) 開關掣(抽氣扇) | 1 | 1 | 1 |
| | | Double Pole Switch (Electric Water Heater) 開關掣(電熱水爐) | 1 | - | 1 |
| | | Air Conditioner Thermostat 冷氣機溫度調節器 | 1 | 1 | 1 |
| | | Washing Machine Connection Point (Water Inlet & Outlet) 洗衣機接駁點(來水及去水) | 1 | 1 | 1 |
| | | Lighting Point 燈位 | 13 | 3 | 3 |
| | | Lighting Switch 燈掣 | 4 | 3 | 3 |
| | | Lighting Switch 燈掣 | - | - | - |
| | Distribution Board 配電箱 | 1 | 1 | 1 | |

Notes:

- "1, 2," as shown in the above table denotes the quantity of such provision(s) provided in the residential unit.
- The symbol "-" as shown in the above table denotes "not provided" or "not applicable".
- The quantity of the lighting switch(es) shown in the schedule denotes the quantity of switch faceplates(s).

備註：

- 上表 "1, 2," 代表此設備於該住宅單位內提供的裝置數量。
- 上表 "-" 代表不提供或不適用。
- 說明表所顯示的燈掣數量是表示燈掣面板的數量。

Schedule of Mechanical & Electrical Provisions of Residential Units
住宅單位機電裝置數量說明表

| Location 位置 | Description 描述 | | Tower 6 第6座 | Tower 10 第10座 | |
|--------------------|---|---|----------------|------------------|---|
| | | | 5/F 5樓 | 3/F 3樓 | |
| | Exposed Type 外露型 | Non-Exposed Type 非外露型 | B | A | B |
| Family room 家庭室 | 13A Single Socket Outlet 13A 單位電插座 | | - | - | - |
| | | 13A Single Socket Outlet 13A 單位電插座 | 2 | - | - |
| | 13A Twin Socket Outlet 13A 雙位電插座 | | 1 | - | - |
| | TV / FM Outlet 電視 / 電台天線插座 | | - | - | - |
| | Telephone Outlet 電話插座 | | - | - | - |
| | Data Point 網路位 | | - | - | - |
| | | Data Point 網路位 | 1 | - | - |
| | Fused Spur Unit (Air Conditioner) 接線蘇(冷氣機) | | - | - | - |
| | | Fused Spur Unit (Air Conditioner) 接線蘇(冷氣機) | 1 | - | - |
| | | Fused Spur Unit (Curtain) 接線蘇(窗簾) | 2 | - | - |
| | Air Conditioner Thermostat 冷氣機溫度調節器 | | - | - | - |
| | Lighting Point 燈位 | | 30 | - | - |
| | Lighting Switch 燈掣 | | 1 | - | - |

Notes:

- “1, 2,” as shown in the above table denotes the quantity of such provision(s) provided in the residential unit.
- The symbol “-” as shown in the above table denotes “not provided” or “not applicable”.
- The quantity of the lighting switch(es) shown in the schedule denotes the quantity of switch faceplates(s).

備註：

- 上表 “1, 2,” 代表此設備於該住宅單位內提供的裝置數量。
- 上表 “-” 代表不提供或不適用。
- 說明表所顯示的燈掣數量是表示燈掣面板的數量。

FITTINGS, FINISHES AND APPLIANCES
裝置、裝修物料及設備

Schedule of Mechanical & Electrical Provisions of Residential Units
住宅單位機電裝置數量說明表

| Location 位置 | Description 描述 | | Tower 6 第6座 | Tower 10 第10座 | |
|--|---|---|----------------|------------------|----|
| | | | 5/F 5樓 | 3/F 3樓 | |
| | Exposed Type 外露型 | Non-Exposed Type 非外露型 | B | A | B |
| Master bedroom (including dressing room if applicable) 主人睡房 (包括衣帽 間如適用) | 13A Single Socket Outlet 13A 單位電插座 | | 2 | 5 | 2 |
| | 13A Twin Socket Outlet 13A 雙位電插座 | | 4 | 1 | - |
| | 13A Single Socket Outlet Switch 13A 單位電插座開關 | | 1 | - | - |
| | USB Outlet USB 插座 | | 1 | 1 | - |
| | 13A Twin Socket Outlet w/ USB Outlet 13A 雙位電插座連USB插座 | | - | - | 3 |
| | TV / FM Outlet 電視 / 電台天線插座 | | 1 | 1 | 1 |
| | Data Point 網路位 | | 1 | 1 | 1 |
| | Fused Spur Unit (Air Conditioner) 接線蘇(冷氣機) | | - | - | - |
| | | Fused Spur Unit (Air Conditioner) 接線蘇(冷氣機) | 2 | 1 | 1 |
| | | Fused Spur Unit (Curtain) 接線蘇(窗簾) | 2 | - | - |
| | Air Conditioner Thermostat 冷氣機溫度調節器 | | 1 | 1 | 1 |
| | Double Pole Switch (Electric Water Heater) 開關掣(電熱水爐) | | - | 1 | - |
| | Double Pole Switch (Thermo Ventilator) 開關掣(浴室寶) | | 1 | 1 | 1 |
| | Lighting Point 燈位 | | 26 | 16 | 33 |
| Lighting Switch 燈掣 | | 5 | 4 | 6 | |

Notes:

- “1, 2,” as shown in the above table denotes the quantity of such provision(s) provided in the residential unit.
- The symbol “-” as shown in the above table denotes “not provided” or “not applicable”.
- The quantity of the lighting switch(es) shown in the schedule denotes the quantity of switch faceplates(s).

備註：

- 上表 “1, 2,” 代表此設備於該住宅單位內提供的裝置數量。
- 上表 “-” 代表不提供或不適用。
- 說明表所顯示的燈掣數量是表示燈掣面板的數量。

Schedule of Mechanical & Electrical Provisions of Residential Units
住宅單位機電裝置數量說明表

| Location 位置 | Description 描述 | | Tower 6 第6座 | Tower 10 第10座 | |
|-----------------------|---|--|----------------|------------------|----|
| | | | 5/F 5樓 | 3/F 3樓 | |
| | Exposed Type 外露型 | Non-Exposed Type 非外露型 | B | A | B |
| Bedroom 1 睡房1 | 13A Single Socket Outlet 13A 單位電插座 | | - | 2 | - |
| | 13A Twin Socket Outlet 13A 雙位電插座 | | 2 | 1 | - |
| | | 13A Twin Socket Outlet 13A 雙位電插座 | 1 | - | - |
| | | 13A Single Socket Outlet Switch 13A 單位電插座開關 | 1 | - | - |
| | USB Outlet USB 插座 | | 2 | - | - |
| | 13A Twin Socket Outlet w/ USB Outlet 13A 雙位電插座連USB插座 | | - | 1 | 3 |
| | TV / FM Outlet 電視 / 電台天線插座 | | 1 | 1 | 1 |
| | Data Point 網路位 | | 1 | 1 | 1 |
| | | Data Point 網路位 | 1 | - | - |
| | Fused Spur Unit (Air Conditioner) 接線蘇(冷氣機) | | - | - | - |
| | | Fused Spur Unit (Air Conditioner) 接線蘇(冷氣機) | 1 | 1 | 1 |
| | | Fused Spur Unit (Curtain) 接線蘇(窗簾) | 1 | - | - |
| | Air Conditioner Thermostat 冷氣機溫度調節器 | | - | - | - |
| | Double Pole Switch (Electric Water Heater) 開關掣(電熱水爐) | | - | - | - |
| | Double Pole Switch (Thermo Ventilator) 開關掣(浴室寶) | | - | - | 1 |
| | Lighting Point 燈位 | | 14 | 13 | 11 |
| Lighting Switch 燈掣 | | 3 | 1 | 2 | |

Notes:

- "1, 2," as shown in the above table denotes the quantity of such provision(s) provided in the residential unit.
- The symbol "-" as shown in the above table denotes "not provided" or "not applicable".
- The quantity of the lighting switch(es) shown in the schedule denotes the quantity of switch faceplates(s).

備註：

- 上表 "1, 2," 代表此設備於該住宅單位內提供的裝置數量。
- 上表 "-" 代表不提供或不適用。
- 說明表所顯示的燈掣數量是表示燈掣面板的數量。

FITTINGS, FINISHES AND APPLIANCES
裝置、裝修物料及設備

Schedule of Mechanical & Electrical Provisions of Residential Units
住宅單位機電裝置數量說明表

| Location 位置 | Description 描述 | | Tower 6 第6座 | Tower 10 第10座 | |
|-----------------------|---|--|----------------|------------------|---|
| | | | 5/F 5樓 | 3/F 3樓 | |
| | Exposed Type 外露型 | Non-Exposed Type 非外露型 | B | A | B |
| Bedroom 2 睡房2 | 13A Single Socket Outlet 13A 單位電插座 | | 2 | 2 | - |
| | 13A Twin Socket Outlet 13A 雙位電插座 | | 2 | 1 | - |
| | | 13A Twin Socket Outlet 13A 雙位電插座 | 1 | - | - |
| | | 13A Single Socket Outlet Switch 13A 單位電插座開關 | 1 | - | - |
| | USB Outlet USB 插座 | | - | 1 | - |
| | 13A Twin Socket Outlet w/ USB Outlet 13A 雙位電插座連USB插座 | | 1 | - | 2 |
| | TV / FM Outlet 電視 / 電台天線插座 | | 1 | 1 | 1 |
| | Data Point 網路位 | | 2 | 1 | 1 |
| | | Data Point 網路位 | 1 | - | - |
| | Fused Spur Unit (Air Conditioner) 接線蘇(冷氣機) | | - | - | - |
| | | Fused Spur Unit (Air Conditioner) 接線蘇(冷氣機) | 1 | 1 | 1 |
| | | Fused Spur Unit (Curtain) 接線蘇(窗簾) | 2 | - | - |
| | Air Conditioner Thermostat 冷氣機溫度調節器 | | - | 1 | 1 |
| | Double Pole Switch (Electric Water Heater) 開關掣(電熱水爐) | | - | - | - |
| | Double Pole Switch (Ventilation Fan) 開關掣(抽氣扇) | | - | - | - |
| | Lighting Point 燈位 | | 15 | 5 | 8 |
| Lighting Switch 燈掣 | | 3 | 1 | 1 | |

Notes:

- "1, 2," as shown in the above table denotes the quantity of such provision(s) provided in the residential unit.
- The symbol "-" as shown in the above table denotes "not provided" or "not applicable".
- The quantity of the lighting switch(es) shown in the schedule denotes the quantity of switch faceplates(s).

備註：

- 上表 "1, 2," 代表此設備於該住宅單位內提供的裝置數量。
- 上表 "-" 代表不提供或不適用。
- 說明表所顯示的燈掣數量是表示燈掣面板的數量。

Schedule of Mechanical & Electrical Provisions of Residential Units
住宅單位機電裝置數量說明表

| Location 位置 | Description 描述 | | Tower 6 第6座 | Tower 10 第10座 | |
|------------------|---|---|----------------|------------------|---|
| | | | 5/F 5樓 | 3/F 3樓 | |
| | Exposed Type 外露型 | Non-Exposed Type 非外露型 | B | A | B |
| Bedroom 3 睡房3 | 13A Single Socket Outlet 13A 單位電插座 | | - | - | 2 |
| | 13A Twin Socket Outlet 13A 雙位電插座 | | - | - | - |
| | USB Outlet USB 插座 | | - | - | - |
| | 13A Twin Socket Outlet w/ USB Outlet 13A 雙位電插座連USB插座 | | - | - | 1 |
| | TV / FM Outlet 電視 / 電台天線插座 | | - | - | - |
| | Data Point 網路位 | | - | - | 1 |
| | Fused Spur Unit (Air Conditioner) 接線蘇(冷氣機) | | - | - | - |
| | | Fused Spur Unit (Air Conditioner) 接線蘇(冷氣機) | - | - | 1 |
| | Air Conditioner Thermostat 冷氣機溫度調節器 | | - | - | - |
| | Double Pole Switch (Electric Water Heater) 開關掣(電熱水爐) | | - | - | - |
| | Double Pole Switch (Ventilation Fan) 開關掣(抽氣扇) | | - | - | - |
| | Lighting Point 燈位 | | - | - | 8 |
| | Lighting Switch 燈掣 | | - | - | 1 |

Notes:

- “1, 2,” as shown in the above table denotes the quantity of such provision(s) provided in the residential unit.
- The symbol “-” as shown in the above table denotes “not provided” or “not applicable”.
- The quantity of the lighting switch(es) shown in the schedule denotes the quantity of switch faceplates(s).

備註：

- 上表 “1, 2,” 代表此設備於該住宅單位內提供的裝置數量。
- 上表 “-” 代表不提供或不適用。
- 說明表所顯示的燈掣數量是表示燈掣面板的數量。

FITTINGS, FINISHES AND APPLIANCES
裝置、裝修物料及設備

Schedule of Mechanical & Electrical Provisions of Residential Units
住宅單位機電裝置數量說明表

| Location 位置 | Description 描述 | | Tower 6 第6座 | Tower 10 第10座 | |
|-------------------------|---------------------|--|----------------|------------------|----|
| | | | 5/F 5樓 | 3/F 3樓 | |
| | Exposed Type 外露型 | Non-Exposed Type 非外露型 | B | A | B |
| Master bathroom 主人浴室 | | 13A Single Socket Outlet (With USB Port) 13A 單位電插座(附有USB接口) | 2 | 2 | 2 |
| | | Fused Spur Unit (Cabinet Light) 接線蘇(櫃燈) | - | 1 | 1 |
| | | Fused Spur Unit (Thermo Ventilator) 接線蘇(浴室寶) | 1 | 1 | 1 |
| | | Fused Spur Unit (Gas Water Heater) 接線蘇(煤氣熱水爐) | 1 | - | 1 |
| | | Fused Spur Unit (Air Conditioner) 接線蘇(冷氣機) | 1 | - | - |
| | | Fused Spur Unit (Towel Warmer) 接線蘇(發熱毛巾架) | - | - | 1 |
| | | Double Pole Switch (Thermo Ventilator) 開關掣(浴室寶) | - | 1 | 1 |
| | | Isolating Switch (Electric Water Heater) 開關掣(電熱水爐) | 1 | 1 | - |
| | | Air Conditioner Thermostat 冷氣機溫度調節器 | 1 | - | - |
| | | Gas Water Heater Temperature Switch 煤氣熱水爐溫度掣 | - | - | 1 |
| | | Lighting Point 燈位 | 15 | 13 | 14 |
| | | Lighting Switch 燈掣 | 2 | - | - |
| Bathroom 1 浴室1 | | 13A Single Socket Outlet (With USB Port) 13A 單位電插座(附有USB接口) | 2 | 1 | 1 |
| | | Fused Spur Unit (Cabinet Light) 接線蘇(櫃燈) | - | 1 | 1 |
| | | Fused Spur Unit (Thermo Ventilator) 接線蘇(浴室寶) | 1 | 1 | 1 |
| | | Isolating Switch (Electric Water Heater) 開關掣(電熱水爐) | 1 | 1 | - |
| | | Double Pole Switch (Thermo Ventilator) 開關掣(浴室寶) | 1 | 1 | 1 |
| | | Gas Water Heater Temperature Switch 煤氣熱水爐溫度掣 | - | - | 1 |
| | | Lighting Point 燈位 | 9 | 6 | 7 |
| | | Lighting Switch 燈掣 | 1 | - | - |

Notes:

- “1, 2,” as shown in the above table denotes the quantity of such provision(s) provided in the residential unit.
- The symbol “-” as shown in the above table denotes “not provided” or “not applicable”.
- The quantity of the lighting switch(es) shown in the schedule denotes the quantity of switch faceplates(s).

備註：

- 上表 “1, 2,” 代表此設備於該住宅單位內提供的裝置數量。
- 上表 “-” 代表不提供或不適用。
- 說明表所顯示的燈掣數量是表示燈掣面板的數量。

Schedule of Mechanical & Electrical Provisions of Residential Units
住宅單位機電裝置數量說明表

| Location 位置 | Description 描述 | | Tower 6 第6座 | Tower 10 第10座 | |
|--------------------------------|--------------------------------------|---|----------------|------------------|---|
| | | | 5/F 5樓 | 3/F 3樓 | |
| | Exposed Type 外露型 | Non-Exposed Type 非外露型 | B | A | B |
| Bathroom 2 浴室2 | | 13A Single Socket Outlet (With USB Port) 13A單位電插座(附有USB接口) | 2 | - | 1 |
| | | Fused Spur Unit (Cabinet Light) 接線蘇(櫃燈) | - | - | 1 |
| | | Fused Spur Unit (Thermo Ventilator) 接線蘇(浴室寶) | 1 | - | 1 |
| | | Double Pole Switch (Thermo Ventilator) 開關掣(浴室寶) | 1 | - | 1 |
| | | Gas Water Heater Temperature Switch 煤氣熱水爐溫度掣 | - | - | 1 |
| | Lighting Point 燈位 | | 9 | - | 7 |
| | | Lighting Switch 燈掣 | 1 | - | - |
| Lavatory 洗手間 | | Fused Spur Unit (Ventilation Fan) 接線蘇(抽氣扇) | 1 | 1 | 1 |
| | | Isolating Switch (Electric Water Heater) 開關掣(電熱水爐) | 1 | - | 1 |
| | | Gas Water Heater Temperature Switch 煤氣熱水爐溫度掣 | - | - | - |
| | Lighting Point 燈位 | | 1 | 1 | 1 |
| Flat roof (on 5/F) 平台(於5樓) | | 13A Weatherproof Socket Outlet 13A防水電插座 | 1 | - | - |
| | Lighting Point 燈位 | | 8 | - | - |
| Flat roof (on roof) 平台(於天台) | | 13A Weatherproof Socket Outlet 13A防水電插座 | 5 | - | - |
| | | Isolating Switch (Air Conditioner) 開關掣(冷氣機) | 2 | - | - |
| | Lighting Point 燈位 | | 32 | - | - |
| | Lighting Switch 燈掣 | | 2 | - | - |
| | Weatherproof Lighting Switch 防水燈掣 | | - | - | - |
| Balcony 露台 | | Lighting Point 燈位 | - | 1 | 2 |
| Utility platform 工作平台 | | Lighting Point 燈位 | 2 | 2 | 1 |

Notes:

- “1, 2,” as shown in the above table denotes the quantity of such provision(s) provided in the residential unit.
- The symbol “-” as shown in the above table denotes “not provided” or “not applicable”.
- The quantity of the lighting switch(es) shown in the schedule denotes the quantity of switch faceplates(s).

備註:

- 上表 “1, 2,” 代表此設備於該住宅單位內提供的裝置數量。
- 上表 “-” 代表不提供或不適用。
- 說明表所顯示的燈掣數量是表示燈掣面板的數量。

SERVICE AGREEMENTS 服務協議

Potable and flushing water is supplied by Water Supplies Department.

Electricity is supplied by CLP Power Hong Kong Limited.

Towngas is supplied by The Hong Kong and China Gas Company Limited.

食水及沖廁水由水務署供應。

電力由中華電力有限公司供應。

煤氣由香港中華煤氣有限公司供應。

GOVERNMENT RENT 地稅

The Owner will pay/has paid all outstanding Government rent in respect of the respective residential property from the date of the Land Grant up to and including the date of the respective assignment.

擁有人將會/已繳付有關相關住宅物業之地稅由批地文件之日期起計直至相關轉讓契約日期。

MISCELLANEOUS PAYMENTS BY PURCHASER 買方的雜項付款

1. On the delivery of the vacant possession of the specified residential property to the purchaser, the purchaser is liable to reimburse the Owner for the deposits for water, electricity and gas.

2. On that delivery, the purchaser is not liable to pay to the Owner a debris removal fee.

Note :

On that delivery, the purchaser is liable to pay a debris removal fee to the manager under the latest draft Deed of Mutual Covenant governing the Development and where the Owner has paid that debris removal fee, the purchaser shall reimburse the Owner for the same.

1. 在向買方交付指明住宅物業在空置情況下的管有權時，買方須負責向擁有人補還水、電力及氣體的按金。

2. 在交付時，買方不須向擁有人支付清理廢料的費用。

備註：

在交付時，買方須根據規管項目的公契的最新擬稿向管理人支付清理廢料的費用，而如擁有人已支付清理廢料的費用，買方須向擁有人補還清理廢料的費用。

DEFECT LIABILITY WARRANTY PERIOD

欠妥之處的保養責任期

The Vendor shall, at its own cost and as soon as reasonably practicable after receipt of a written notice served by the purchaser within 6 months after the date of completion of the sale and purchase of the residential property, remedy any defects in that residential property, or the fittings, finishes or appliances incorporated into the residential property as set out in the agreement for sale and purchase concerned, caused otherwise than by the act or neglect of the purchaser.

凡住宅物業或於買賣合約列出裝設於該住宅物業內的裝置、裝修物料及設備有欠妥之處，而該欠妥之處並非由買方行為或疏忽造成，則賣方在接獲買方在該住宅物業買賣成交日期後的6個月內送達的書面通知後，須於合理地切實可行的範圍內，盡快自費作出補救。

MAINTENANCE OF SLOPES

斜坡維修

Not applicable

不適用

MODIFICATION

修訂

No application to the Government for a modification of the Land Grant for the Development is underway.

本發展項目現時並沒有向政府提出申請修改批地文件。

WEBSITE ADDRESS DESIGNATED BY THE VENDOR FOR THE DEVELOPMENT

賣方就發展項目指定的互聯網網站的網址

The website address designated by the Vendor for the Development for the purposes of Part 2 of the Residential Properties (First-hand Sales) Ordinance:
www.villalucca.com.hk

賣方為施行《一手住宅物業銷售條例》第2部而就發展項目指定的互聯網網站的網址：
www.villalucca.com.hk

INFORMATION IN APPLICATION FOR CONCESSION ON GROSS FLOOR AREA OF BUILDING

申請建築物總樓面面積寬免的資料

Breakdown of GFA Concessions Obtained for All Features

獲寬免總樓面面積的設施分項

Latest information on breakdown of GFA concessions as shown on the general building plans submitted to and approved by the Building Authority (BA) prior to the printing of the sales brochure is tabulated below. Information marked (#) may be based on information provided by the authorized person if the sales brochure is printed prior to submission of the final amendment plans to the BA. The breakdown of GFA concessions may be subject to further changes until final amendment plans are submitted to and approved by the BA prior to the issuance of the occupation permit for the Development.

於印製售樓說明書前呈交予並已獲建築事務監督批准的一般建築圖則上有關總樓面面積寬免的分項的最新資料，請見下表。如印製售樓說明書時尚未呈交最終修訂圖則予建築事務監督，則有(#)號的資料可以由認可人士提供的資料作為基礎。直至最終修訂圖則於發出佔用許可證前呈交予並獲建築事務監督批准前，以下分項資料仍可能有所修改。

| | | Area (m ²) 面積 (平方米) |
|---|---|------------------------------------|
| Disregarded GFA under Building (Planning) Regulations 23(3)(b) 根據《建築物(規劃)規例》第 23(3)(b)條不計算的總樓面面積 | | |
| 1. (#) | Carpark and loading/unloading area (excluding public transport terminus) 停車場及上落客貨地方(公共交通總站除外) | 21,636.564 |
| 2 | Plant rooms and similar services 機房及相類設施 | -- |
| 2.1 | Mandatory feature or essential plant room, area of which is limited by respective Practice Notes for Authorized Persons, Registered Structural Engineers and Registered Geotechnical Engineers (PNAP) or regulation such as lift machine room, telecommunications and broadcasting (TBE) room, refuse storage and material recovery chamber, etc. 所佔面積受相關《認可人士、註冊結構工程師及註冊岩土工程師作業備考》或規例限制的強制性設施或必要機房，例如升降機機房、電訊及廣播設備室、垃圾及物料回收房等 | 389.175 |
| 2.2 (#) | Mandatory feature or essential plant room, area of which is NOT limited by any PNAP or regulation such as room occupied solely by fire services installations (FSI) and equipment, meter room, transformer room, potable and flushing water tank, etc. 所佔面積不受任何《認可人士、註冊結構工程師及註冊岩土工程師作業備考》或規例限制的強制性設施或必要機房，例如僅供消防裝置及設備佔用的房間、電錶房、電力變壓房、食水及鹹水缸等 | 3,885.269 |
| 2.3 | Non-mandatory or non-essential plant room such as air-conditioning plant room, air handling unit (AHU) room, etc. 非強制性或非必要機房，例如空調機房、風櫃房等 | -- |
| Green Features under Joint Practice Notes 1 and 2 根據聯合作業備考第 1 及第 2 號提供的環保設施 | | |
| 3 | Balcony 露台 | 825.722 |
| 4 | Wider common corridor and lift lobby 加闊的公用走廊及升降機大堂 | -- |
| 5 | Communal sky garden 公用空中花園 | -- |
| 6 | Acoustic fin 隔聲簷 | -- |
| 7 | Wing wall, wind catcher and funnel 翼牆、捕風器及風斗 | -- |

INFORMATION IN APPLICATION FOR CONCESSION ON GROSS FLOOR AREA OF BUILDING
申請建築物總樓面面積寬免的資料

| | | Area (m ²) 面積 (平方米) |
|--|---|------------------------------------|
| Green Features under Joint Practice Notes 1 and 2 根據聯合作業備考第 1 及第 2 號提供的環保設施 | | |
| 8 | Non-structural prefabricated external wall 非結構預製外牆 | 174.264 |
| 9 | Utility platform 工作平台 | 205.500 |
| 10 | Noise barrier 隔音屏障 | -- |
| Amenity Features 適意設施 | | |
| 11 | Counter, office, store, guard room and lavatory for watchman and management staff, Owners' Corporation Office 供保安人員和管理處員工使用的櫃檯、辦公室、儲物室、警衛室和廁所、業主立案法團辦公室 | 56.552 |
| 12 | Residential Recreational facilities including void, plant room, swimming pool filtration plant room, covered walkway etc. serving solely the recreational facilities 住宅康樂設施, 包括僅供康樂設施使用的中空、機房、游泳池的濾水器機房、有蓋人行道等 | 2,078.994 |
| 13 | Covered landscaped and play area 有上蓋的園景區及遊樂場 | 299.162 |
| 14 | Horizontal screens/covered walkways, trellis 橫向屏障 / 有蓋人行道、花棚 | 22.658 |
| 15 | Larger lift shaft 擴大升降機井道 | 206.869 |
| 16 | Chimney shaft 煙囪管道 | -- |
| 17 | Other non-mandatory or non-essential plant room, such as boiler room, satellite, master antenna television (SMATV) room 其他非強制性或非必要機房, 例如鍋爐房、衛星電視共用天線房 | -- |
| 18 (#) | Pipe duct, air duct for mandatory feature or essential plant room 強制性設施或必要機房所需的管槽、氣槽 | 194.868 |
| 19 | Pipe duct, air duct for non-mandatory or non-essential plant room 非強制性設施或非必要機房所需的管槽、氣槽 | 84.997 |
| 20 | Plant room, pipe duct, air duct for environmentally friendly system and feature 環保系統及設施所需的機房、管槽及氣槽 | -- |
| 21 | Void in duplex domestic flat and house 複式住宅單位及洋房的中空 | 112.349 |
| 22 | Projections such as air-conditioning box and platform with a projection of more than 750 mm from the external wall 伸出物, 如空調機箱及伸出外牆超過 750 毫米的平台 | -- |
| 23 | Mail delivery room with mail boxes 設有郵箱的郵件派遞室 | -- |
| 24 | Sunshade 遮陽 | 2,768.517 |

INFORMATION IN APPLICATION FOR CONCESSION ON GROSS FLOOR AREA OF BUILDING

申請建築物總樓面面積寬免的資料

| | | Area (m ²) 面積 (平方米) |
|------------------------------|---|------------------------------------|
| Other Exempted Items 其他項目 | | |
| 25 (#) | Refuge floor including refuge floor cum sky garden 庇護層, 包括庇護層兼空中花園 | -- |
| 26 (#) | Other projections 其他伸出物 | -- |
| 27 | Public transport terminus 公共交通總站 | -- |
| 28 (#) | Party structure and common staircase 共用構築物及樓梯 | -- |
| 29 (#) | Horizontal area of staircase, lift shaft and vertical duct solely serving floor accepted as not being accountable for GFA 僅供獲接納不計入總樓面面積的樓層使用的樓梯、升降機槽及垂直管道的水平面積 | -- |
| 30 (#) | Public passage 公眾通道 | -- |
| 31 | Covered set back area 因建築物後移導致的覆蓋面積 | -- |
| Bonus GFA 額外總樓面面積 | | |
| 32 | Bonus GFA 額外總樓面面積 | -- |

Note: The above table is based on the requirements as stipulated in the Practice Note for Authorized Persons, Registered Structural Engineers and Registered Geotechnical Engineers ADM-2 issued by the Buildings Department. The Buildings Department may revise such requirements from time to time as appropriate.

註：上述表格是根據屋宇署所發出的《認可人士、註冊結構工程師及註冊岩土工程師作業備考》ADM-2 規定的要求而制訂的。屋宇署會按實際需要不時更改有關要求。

The Environment Assessment of the Building
有關建築物的環境評估

Green Building Certification

Assessment result under the **BEAM Plus** certification conferred / issued by Hong Kong Green Building Council Limited (HKGBC) for the building prior to the printing of the sales brochure or its addenda.

Provisional UNCLASSIFIED



Application no.: PAU0061/21

Green Building Certification

Assessment result under the **BEAM Plus** certification conferred / issued by Hong Kong Green Building Council Limited (HKGBC) for the building prior to the printing of the sales brochure or its addenda.

Provisional UNCLASSIFIED



Application no.: PAU0062/21

綠色建築認證

在印刷此售樓說明書或其附頁前，本物業根據香港綠色建築議會有限公司頒授 / 發出的綠建環評認證評級。

**暫定評級
不予評級**



申請編號: PAU0061/21

綠色建築認證

在印刷此售樓說明書或其附頁前，本物業根據香港綠色建築議會有限公司頒授 / 發出的綠建環評認證評級。

**暫定評級
不予評級**



申請編號: PAU0062/21

Estimated Energy Performance or Consumption for the Common Parts of the Development
發展項目的公用部分的預計能量表現或消耗

Latest information on the estimated energy performance or consumption for the common parts of the development as submitted to the Building Authority prior to the printing of the sales brochures:
於印製售樓說明書前呈交予建築事務監督發展項目的公用部份的預計能量表現或消耗的最近期資料:

| Part I 第I部分 | |
|--|--|
| Provision of Central Air Conditioning 提供中央空調 | No 否 |
| Provision of Energy Efficient Features 提供具能源效益的設施 | Yes 是 |
| Energy Efficient Features proposed 擬安裝的具能源效益的設施 | 1) High Performance Air-conditioning System 高效能空調系統 2) LED Tube Lighting LED 燈管 |

| Part II : The predicted annual energy use of the proposed building /part of building ^(Note 1) 第II部分: 擬興建樓宇/部分樓宇預計每年能源消耗量 ^(註腳1) | | | | | |
|--|---|---|--|--|--|
| Location 位置 | Internal Floor Area Served (m ²) 使用有關裝置的部樓面面積(平方米) | Annual Energy Use of Baseline Building ^(Note 2) 基線樓宇 ^(註腳2) 每年能源消耗量 | | Annual Energy Use of Proposed Building 擬興建樓宇每年能源消耗量 | |
| | | Electricity kWh/m ² /annum 電力 千瓦小時/平方米/年 | Town Gas / LPG unit/m ² /annum 煤氣/石油氣 用量單位/平方米/年 | Electricity kWh/m ² /annum 電力 千瓦小時/平方米/年 | Town Gas / LPG unit/m ² /annum 煤氣/石油氣 用量單位/平方米/年 |
| Area served by central building services installation ^(Note 3) 有使用中央屋宇裝備 裝置 ^(註腳3) 的部份 | 11,574.169 | 176.2 | 0 | 151.1 | 0 |

INFORMATION IN APPLICATION FOR CONCESSION ON GROSS FLOOR AREA OF BUILDING

申請建築物總樓面面積寬免的資料

| Part III : The following installations are designed in accordance with the relevant Codes of Practices published by the Electrical & Mechanical Services Department (EMSD) 第III部分: 以下裝置乃按機電工程署公布的相關實務守則設計 | | | |
|--|-------|------|---------|
| Type of Installations 裝置類型 | YES 是 | NO 否 | N/A 不適用 |
| Lighting Installations 照明裝置 | ✓ | | |
| Air Conditioning Installations 空調裝置 | ✓ | | |
| Electrical Installations 電力裝置 | ✓ | | |
| Lift & Escalator Installations 升降機及自動梯的裝置 | ✓ | | |
| Performance-based Approach 以總能源為本的方法 | | | ✓ |

Notes:

1. In general, the lower the estimated “Annual Energy Use” of the building, the more efficient of the building in terms of energy use. For example, if the estimated “annual energy use of proposed building” is less than the estimated “annual energy use of baseline building”, it means the predicted use of energy is more efficient in the proposed building than in the baseline building. The larger the reduction, the greater the efficiency.

The predicted annual energy use, in terms of electricity consumption (kWh/m²/annum) and town gas/LPG consumption (unit/m²/annum), of the development by the internal floor area served, where:

(a) “total annual energy use” has the same meaning of “annual energy use” under section 4 and Appendix 8 of the BEAM Plus for New Buildings (V1.2 version); and

(b) “internal floor area”, in relation a building, a space or a unit means the floor area of all enclosed space measured to the internal faces of enclosing external and/or party walls.

2. “Baseline Building” has the same meaning as “Baseline Building Model (zero-credit benchmark)” under Section 4 and Appendix 8 of the BEAM Plus for New Building (V1.2 version).

3. “Central Building Services Installation” has the same meaning as that in the Code of Practice for Energy Efficiency of Building Services Installations (2018 edition).

註腳:

1. 一般而言，一棟樓宇的預計「每年能源消耗量」愈低，其節約能源的效益愈高。如一棟樓宇預計的「每年能源消耗量」低於該樓宇的“基線樓宇每年能源消耗量”，則代表預計該樓宇的能源應用較其基線樓宇有效，削減幅度愈大則代表有關樓宇能源節約的效益愈高。

預計每年能源消耗量〔以耗電量(千瓦小時/平方米/年)及煤氣/石油氣消耗量(用量單位/平方米/年)計算〕，指將發展項目的每年能源消耗總量除以使用有關裝置的內部樓面面積所得出的商，其中：

(a) 「每年能源消耗量」與新建樓宇BEAM Plus標準(V1.2版本)第4節及附錄8中的「年能源消耗」具有相同涵義；及

(b) 樓宇、空間或單位的“內部樓面面積”，指外牆及/或共用牆的內壁之內表面起量度出來的樓面面積。

2. 「基準樓宇」與新建樓宇BEAM Plus標準(V1.2版本)第4節及附錄8中的“基準建築物模式(零分標準)”具有相同涵義。

3. 「中央屋宇裝備裝置」與樓宇的屋宇裝備裝置能源效益實務守則(2018年版本)中的涵義相同。

1. Protruding structures

There will be canopies and architectural features installed affixed and/or attached to the external walls of some of the Houses of the Development (“**Canopy and Architectural Features**”). The Canopy and Architectural Features forms part of the relevant House and part of them are protruding into and hanging over and above the garden or yard of the adjoining House.

It is provided under the draft DMC that :-

- the Owner of a House shall have the right, with or without servants, workmen and others at all reasonable times on reasonable written notice to the relevant Owner of the adjoining House enter into by prior appointment and upon the adjoining House for the purposes of carrying out any work for the maintenance and repair of the Canopy and Architectural Features (if any) and the external wall (which is erected immediately next to the garden or yard of the adjoining House) of his House where such entry is necessary in the circumstances causing as little disturbance as possible and forthwith making good any damage caused thereby.
- Owners who have a common wall adjoining their respective Houses or a wall dividing the land upon which the Houses are constructed, shall each have the right to the use of the interior surface of the wall on his side and the right to maintain the Canopy and Architectural Features on the external wall of his House with part of such Canopy and Architectural Features protruding into and hanging over or above the garden or yard of the adjoining House. No Owner shall use any portion of the wall so as to interfere with the use and enjoyment of the other Owner. No Owner shall erect any fence or any structure or protrusion (such as spikes or wire) on top of the wall without the written consent of the Owner of the relevant adjoining House and the written consent of the Manager. No Owner shall put structures of any kind so near to the wall as to cause any damage or disturbance or nuisance to the wall. If the wall or any portion thereof, except the interior surface of one side, is damaged or injured from any cause, other than the act of negligence of the relevant Owners of the Houses, it shall be repaired or rebuilt at their joint cost and expense. No Owner shall make any alteration or addition to the exterior of the wall without the prior consent in writing of the Manager.
- For the purpose of maintaining an uniform and harmonious external appearance and landscaping of the Development, and in addition to but without prejudice to any restrictions (if any) as prescribed in the other provisions of the DMC, each of the Owners covenants that he would not do permit or suffer to be done any act or thing which may or will alter the external appearance and façade of the Houses, the Canopy and Architectural Features of the House and the landscaping features in the Development.
- No Owner shall alter, demolish, temper or remove the Canopy and Architectural Features of his House or to erect or install or attach anything on over or to the Canopy and Architectural Features.

For the dimensions and extent of the Canopy and Architectural Features, please refer to the “Floor Plans of Residential Properties in the Development” section and the elevations on the following page(s).

2. Maintenance Areas

There are areas which are common parts inside and/or abutting the flat roof and/or roof of some of the residential properties in the Development. For locations of the said common parts, please refer to the “**Floor Plans of Residential Properties in the Development**” Section in this Sales Brochure. Pursuant to the DMC of the Development, the Manager of the Development has the power at all reasonable times on reasonable notice (except in the case of emergency) to enter into the residential properties for the purposes of inspecting, examining, maintaining and repairing any of the General Common Areas or any of the common facilities therein or to abate any hazard or nuisance which does or may affect the General Common Areas and the General Common Facilities or other Owners.

3. Common Lift Facilities

There are lift control panels and/or speakers and/or push button belonging to the common lift system of the Development installed at the wall of the private lift lobbies of the residential properties in the Development. Pursuant to the DMC of the Development, the Manager of the Development has the power at all reasonable times on reasonable notice (except in the case of emergency) to enter into the residential properties for the purposes of inspecting, examining, maintaining and repairing any of the General Common Areas or any of the common facilities therein or to abate any hazard or nuisance which does or may affect the General Common Areas and the General Common Facilities or other Owners.

4. Right of Access by CLP Power Hong Kong Company Limited to the House Electric Meter Room

Each Owner shall provide CLP Power Hong Kong Company Limited (“**CLP**”) unrestricted access and shall permit CLP to enter into at any reasonable time (and any time in an emergency) the electrical meter room within his House for the purposes of inspecting and maintaining the equipment and facilities installed within the electrical meter room of his House and for readings of meters.

No Owner shall erect any fixtures or fittings within his House or within the electrical meter room of his House or do anything in such a way as to obstruct free access by CLP as aforesaid to any of the equipment or facilities of CLP installed within his House or for readings of meters within the electrical meter room of his House.

1. 突出建築物

一些發展項目的洋房之外牆將會有簷篷及建築裝置（「**簷篷及建築裝置**」）裝置、裝上及 / 或附連其上。簷篷及建築裝置構成相關洋房的一部份，且部份會往毗鄰洋房的花園或庭院突出並懸掛其上。

根據公契擬稿:-

- 洋房擁有人在所有合理時間並在給予相關毗鄰洋房的擁有人合理書面通知後（不論是否連同代理人、工人和其他人士），在有需要進入毗鄰洋房的情況下，有權透過事先約定進入毗鄰洋房，以進行任何工程以維修或修理簷篷及建築裝置（如有）以及其洋房之外牆（建於毗鄰洋房之花園或庭園旁），並須盡可能減低干擾並須隨即修復任何由此造成的損壞。
- 擁有人若有毗鄰其相應洋房的公用牆或分隔建造洋房之土地的牆壁，則各自有權使用其一方之室內表面以及維修在其洋房外牆上，並往毗鄰洋房的花園或庭園突出並懸掛其上的簷篷及建築裝置。任何擁有人都不得使用牆的任何部分，以干擾另一擁有人之使用及享用。在沒有相關毗鄰洋房的擁有人及管理人的書面同意下，任何擁有人都不得在牆壁上建造任何圍欄或構築物或突出物（例如尖刺或鐵絲）。任何擁有人都不得在靠近牆壁之處放置任何構築物，以致造成任何對於牆壁的損壞、干擾或滋擾。若牆壁或任何其部分，除一方的室內表面，受到任何原因（除相關洋房擁有人之疏忽行為外）的損壞或傷害，擁有人雙方需要共同自費維修或重建牆壁或其部分。在沒有管理人事先書面同意下，任何擁有人都不得對牆壁外部進行任何改建或加建。
- 為保持發展項目統一及和諧的外觀和景觀，並加上但不影響任何公契其他條款訂明的限制（如有），每一擁有人契諾其將不會容許或容受任何可能或將會改動洋房之外觀及表面、洋房之簷篷及建築裝置以及發展項目之園林特色的行為或事情。
- 任何擁有人都不得改變、拆除、更改或移除其洋房的簷篷及建築裝置，或建造、安裝或附連任何物件於簷篷及建築裝置或其之上。

關於簷篷及建築裝置之尺寸及程度，請參考「**發展項目的住宅物業的樓面平面圖**」之部分及下頁的立面圖。

2. 維修範圍

發展項目包含在一些住宅物業平台及 / 或天台內及 / 或鄰接該平台及 / 或天台的公用部分。關於上述公用部分的位置，請參考本售樓說明書「**發展項目的住宅物業的樓面平面圖**」之部分。根據發展項目的公契，發展項目管理人有權力在所有合理時間並在給予合理通知後（緊急情況除外）進入住宅物業，以視察、測試、保養及維修綜合公用地方的任何部分或其內任何公用設施，或消除任何會或可能會影響綜合公用地方及綜合公用設施或其他擁有人之危險情況或煩擾。

3. 公用升降機設施

發展項目住宅物業之私人升降機大堂的牆壁上安裝屬發展項目公用升降機系統的升降機控制面板及 / 或揚聲器及 / 或按鈕。根據發展項目公契，發展項目管理人有權力在所有合理時間並在給予合理通知後（緊急情況除外）進入住宅物業，以視察、測試、保養及維修綜合公用地方的任何部分或其內任何公用設施，或消除任何會或可能會影響綜合公用地方及綜合公用設施或其他擁有人之危險情況或煩擾。

4. 中華電力有限公司通往洋房電錶房的權利

每一擁有人須向中華電力香港有限公司（「**中電**」）提供不受限制的通道，並應允許中電在任何合理時間（以及在緊急情況下的任何時間）進入其洋房內的電錶房，以進行檢查和維護安裝在其洋房之電錶房內及用於抄表的設備和設施。

擁有人不得在其洋房內或洋房的電錶房內架設任何固定裝置或裝置，或以任何方式阻礙中電的上述自由通道，以使用中電安裝在其洋房內的任何設備或設施或於在其洋房的電錶房內讀取電錶。

RELEVANT INFORMATION
有關資料



ELEVATION PLAN A
立面圖A
SCALE 0M/米 15M/米
比例

ELEVATION PLAN B
立面圖B
SCALE 0M/米 15M/米
比例



ELEVATION PLAN C
立面圖C
SCALE 0M/米 15M/米
比例

INFORMATION REQUIRED BY THE DIRECTOR OF LANDS TO BE SET OUT IN THE SALES BROCHURE AS A CONDITION FOR GIVING THE PRESALE CONSENT
地政總署署長作為給予預售樓花同意書的條件而規定列於售樓說明書的資料

INFORMATION REQUIRED TO BE SET OUT BY THE DIRECTOR OF LANDS UNDER CONSENT SCHEME

1. The purchaser is required to agree with the Vendor in the Agreement for Sale and Purchase to the effect that other than entering into a mortgage or charge, the purchaser will not nominate any person to take up the Assignment of the Residential Unit or the Parking Space specified in the Agreement for Sale and Purchase, sub-sell that Residential Unit or Parking Space or transfer the benefit of the Agreement for Sale and Purchase of that Residential Unit or Parking Space in any manner whatsoever or enter into any agreement so to do before completion of the sale and purchase and execution of the Assignment.
2. If the Vendor, at the request of the purchaser under an Agreement for Sale and Purchase, agrees (at its own discretion) to cancel the Agreement for Sale and Purchase or the obligations of the purchaser under the Agreement for Sale and Purchase, the Vendor is entitled to retain the sum of five percent (5%) of the total purchase price of the Residential Unit and the Parking Space specified in the Agreement for Sale and Purchase and the purchaser will in addition pay or reimburse (as the case may be) to the Vendor all legal costs, charges and disbursements (including any stamp duty) in connection with the cancellation of the Agreement for Sale and Purchase.
3. The Vendor will pay or has paid (as the case may be) all outstanding Government rent in respect of the land on which the Development is in the course of being erected, from the date of the Government Grant up to and including the date of the respective Assignments to the purchasers.
4. The purchaser who has signed an Agreement for Sale and Purchase has the right of access to and will, upon his request, be provided with a hard copy of an updated record of information as to the total construction costs and the total professional fees to complete the Development as well as the total construction costs and the total professional fees expended and paid as at the end of the calendar month preceding the month at which the request is made subject to payment of a nominal fee of not more than HK\$100 per request.
5. For information relating to the Green Area (as referred to in Special Condition Nos. (2), (3), (4) and (5) of the Land Grant), please refer to the sections "Summary of Land Grant" and "Information on Public Facilities and Public Open Spaces".

按地政總署署長同意方案要求列出的資料

1. 買方須於正式買賣合約(「買賣合約」)下與賣方約定,除訂立按揭或押記外,在買賣完成及簽署轉讓契前,買方不得提名任何人士接受買賣合約指明之住宅單位或停車位之轉讓、轉售該住宅單位或停車位或以任何形式轉移該住宅單位或停車位之買賣合約之權益,或訂立任何有關上述提名、轉售或轉移權益之協議。
2. 若賣方應買賣合約下買方要求同意(同意與否賣方有酌情權決定)取消買賣合約或買賣合約下買方之責任,賣方有權保留等同買賣合約指明之住宅單位及停車位總售價5%之金額,另買方須向賣方繳付或補還(視屬何情況而定)所有與取消買賣合約有關之法律費用、收費及開銷(包括任何印花稅)。
3. 賣方將會或已經(視屬何情況而定)支付所有關於發展項目在其上興建之土地於批地文件日期起計至相關買家轉讓契日期(包括該兩日)期間之未付地稅。
4. 已簽署買賣合約之買方有權查閱,亦可要求取得有關完成興建發展項目所需的總建築費及總專業服務費與及截至提出該要求之前一個月月底為止已花費及支付的總建築費及總專業服務費之最新資料副本一份,惟買方須就每項上述獲得副本之要求繳付不超過港幣一百元之象徵式費用。
5. 就批地文件特別條件第(2)、(3)、(4)及(5)條提及的綠色範圍的事宜,請參閱「批地文件的摘要」一節及「公共設施及公眾休憩用地的資料」一節。

OTHER INFORMATION
其他資料

1. There may be future changes to the Development and the surrounding areas.

2. Date of printing: 19 July 2022

1. 發展項目及其周邊地區日後可能出現改變。

2. 印製日期：2022年7月19日



